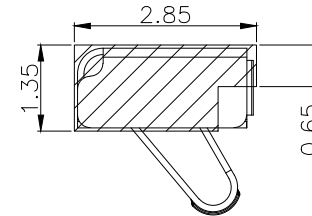
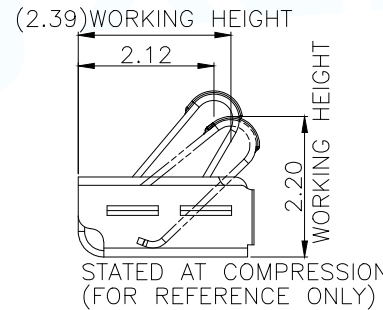
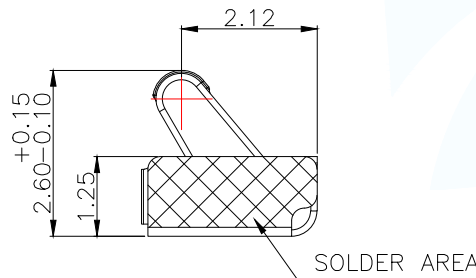
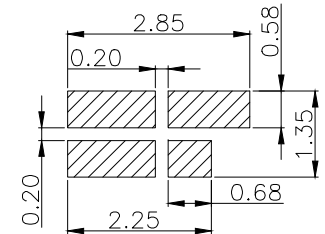


NOTES

- (1) MATERIAL: SUS-301 THICKNE=0.10mm
- (2) PRODUCT SPECIFICATIONS:
  - 2-1: RATED CURRENT: 1.0A
  - 2-2: VOLTAGE RATING: 1.50V
  - 2-3: CONTACT RESISTANCE: 80mΩ/MAX
  - 2-4: WELDING THRUST: ≥3KG
  - 2-5: OPERATING TEMPERATURE: -40°C~+85°C
  - 2-6: DURABILITY: 1500 CYCLES
- (3) SALT SPRAY: 24 HOURS
- (4) REQUIREMENTS
  - 4-1: TERMINAL TO EAT FULL TIN, NOT PEELING WELDING OBVIOUS COLOR AND OTHER ADVERSE
  - 4-2: ROHS, REACH, HF HALOGER ADVERSE OF DOMESTIC AND INTERNATIONAL ENVIRONMENTAL REQUIREMENTS

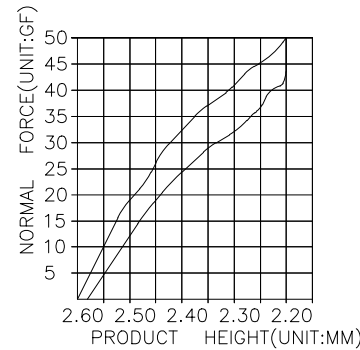
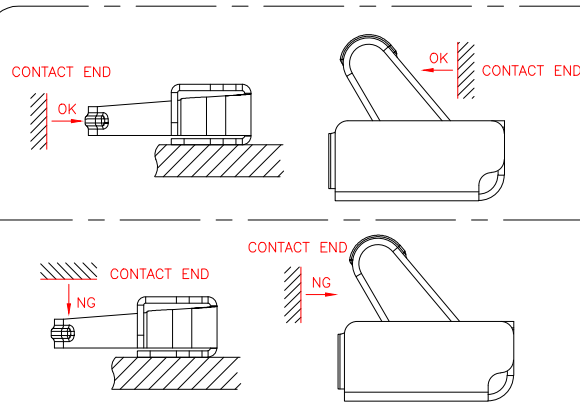


RECOMMENDED PCB LAYOUT  
TOLERANCE ±0.05 (焊盘推荐图)



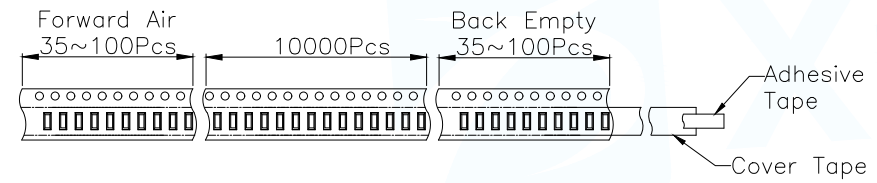
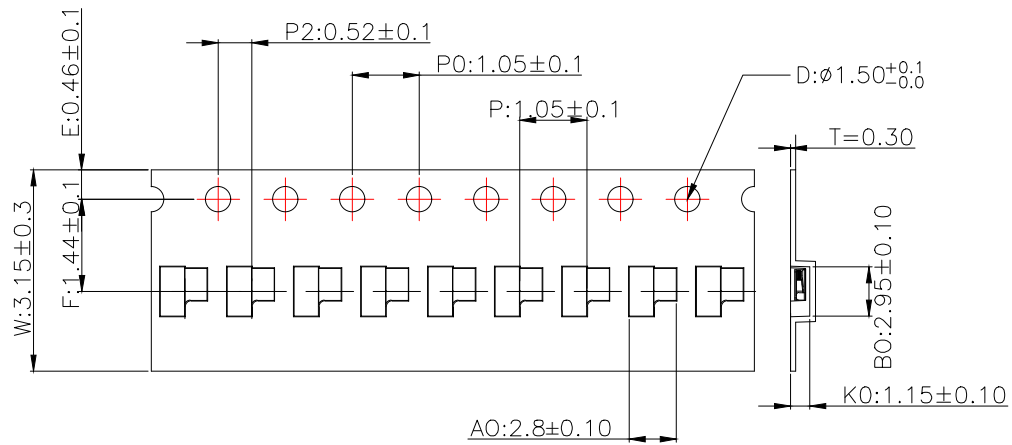
METAL MASK T=0.10  
TOLERANCE ±0.05 (钢网推荐图)

INSTRUCTIONS FOR USE

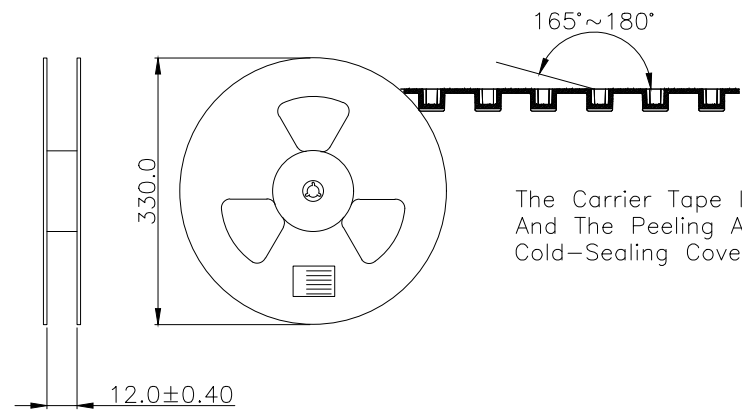


MANUFACTURE DWG		东莞市讯普电子科技有限公司 DongGuan XunPu Electronics Co., Ltd	
UNLESS OTHERWISE SPECIFIED TOLERANCES			TITLE: 天线弹片 L2.75*W0.95*H2.60
DECIMALS:	ANGLES:		PAR ASP-D2607-A01
X.: ±0.30	X': ±2°		DWN Lucas
X.X: ±0.20	X.X': ±1°		CHKD Ethan
X.XX: ±0.15	X.XX': ±0.5°	CUSTOMER COPY	APVD Jacob
		SCALE 1:1	UNIT: MM
		SIZE: A4	SHEET: 1F1
			REV: A

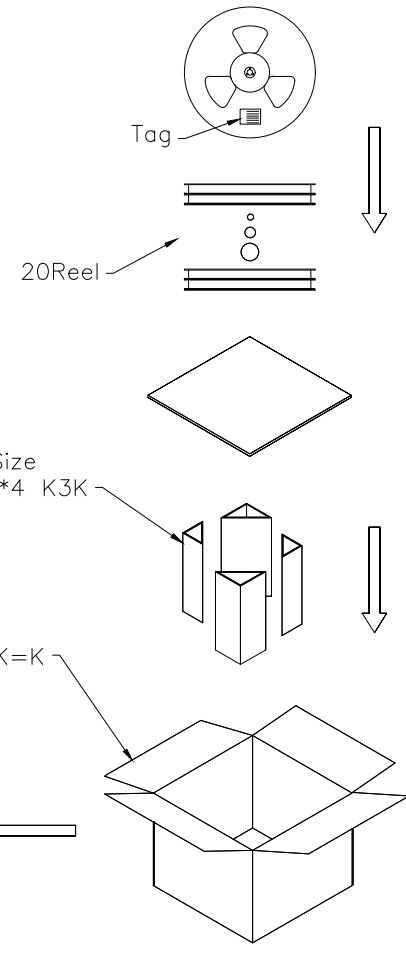
12	13	14	15
MAPX	MODIFICATION	DATE	DRAW



Customer To Use Direction Pull Out Direction (出料方向)



The Carrier Tape Is Cold-Sealed And The Peeling Angle Of The Cold-Sealing Cover Tape Is 165°~180°.



Carton Size 345\*345\*360 K=K

MANUFACTURE DWG		东莞市讯普电子科技有限公司 DongGuan XunPu Electronics Co.,Ltd	
UNLESS OTHERWISE SPECIFIED TOLERANCES		TITLE: 天线弹片 L2.75*W0.95*H2.60	
		PAR	ASP-D2607-A01
DECIMALS:		DWN	Lucas
ANGLES:		CHKD	Ethan
X.:±0.30	X.':±2'	APVD	Jacob
X.X:±0.20	X.X':±1'	SCALE 1:1	UNIT:MM
X.XX:±0.15	X.XX':±0.5'	SIZE:A4	SHEET:1F1
CUSTOMER COPY			REV:A

## X-ON Electronics

Largest Supplier of Electrical and Electronic Components

*Click to view similar products for XUNPU manufacturer:*

Other Similar products are found below :

[TYC-302-08](#) [TS-1003-06526](#) [TS-1003-08026](#) [TS-1003-09526](#) [TS-1009S-05526](#) [TS-1003S-06526](#) [TS-1003S-07526](#) [TS-1003T-26](#) [TS-1002-BR12516](#) [TS-1009S-AR03816](#) [TS-1003S-BR07016](#) [WAFER-MX1.25-10PLB](#) [FPC-0.5AL-12PB](#) [TYPEC-249D-BRP6](#) [WAFER-MX1.25-4PWZ](#) [TS-1002S-BR15526](#) [TS-1056SG-AR04326](#) [FFC-1.0-10-100-A-4-8](#) [SMA-JWE-324-H13X15-LW](#) [WAFER-XH2.54-6PLB](#) [SD-101](#) [SD-107](#) [TS-1002N-10026](#) [TS-1003S-06026](#) [TS-1010GD-BR09026](#) [TS-1010GS-BR05026](#) [TS-1080S-AC01516](#) [TS-1002N-BR05016](#) [TS-1002N-BR08016](#) [SIM-105-ARP6](#) [FH2.54-09-07PZD](#) [WAFER-PH2.0-7PWZ](#) [WAFER-WTB4.2-14PWZ](#) [SMA-KWE-323C-H13X23-LW](#) [TS-1002-BR15026](#) [WAFER-PH2.0-10PZZ](#) [TYPEC-254-BRP6H65](#) [TYC-340-16CB16](#) [TS-1003S-11026](#) [TS-1009-06026](#) [USB-234-ACY](#) [TS-1010DGS-BR06026](#) [TS-1002-BR05016](#) [TS-1002NT-BR07316](#) [TF-123-ARP9H15](#) [WAFER-MX1.25-8PWB](#) [WAFER-PH2.0-5PLB](#) [TF-121-ARP8H30](#) [TS-1003-09026](#) [TS-1009B-04326](#)