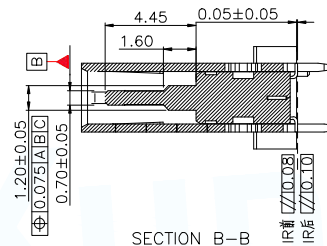
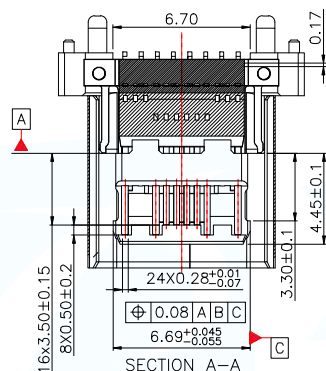
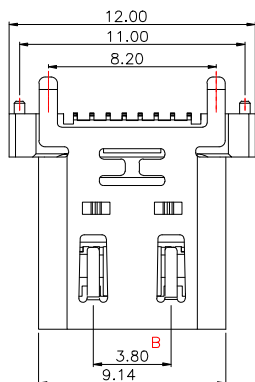
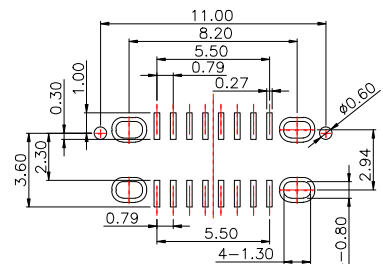
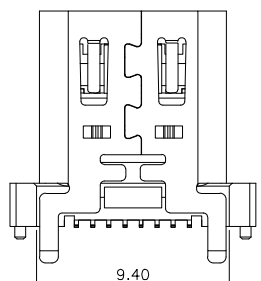
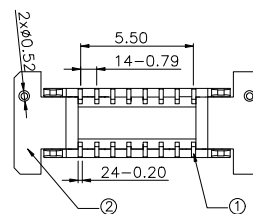
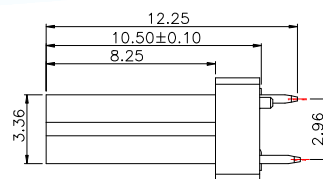
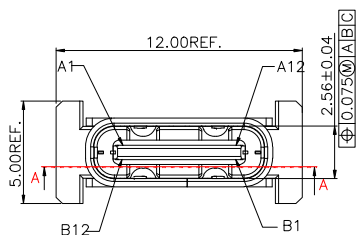


NOTE:  
 1.MATERIAL:  
 1.1 INSULATOR: HIGH TEMPERATURE PLASTIC UL 94 V-0; Black Color  
 1.2 CONTACT: C7025(T=0.12mm)  
 1.3 SHELL:STAINLESS STEEL(T=0.30mm)  
 1.4 INNER GROUND COVER SHELL:STAINLESS STEEL(T=0.10mm)  
 1.5 MID PLATE:STAINLESS STEEL(T=0.15mm)  
 2.ELECTRICAL CHARACTERISTICS:  
 2.1 CONTACT RESISTANCE: 40mΩ Max FOR INITIAL. 10mΩ CHANGE AFTER TEST. MEASURE AT 20mV, 100mA.  
 2.2 CONTACT CURRENT RATING: 5A FOR COLLECTIVELY POWER SUPPLY PIN(PIN1,A4,A9,A12,B1,B4,B9,B12); 1.25A FOR VCONN PIN; 0.25A FOR OTHER SIGNAL PIN.  
 2.3 DIELECTRIC WITHSTANDING VOLTAGE: 100V AC R.M.S.  
 2.4 INSULATION RESISTANCE 100MΩ Min  
 2.5 OPERATING TEMPERATURE: -40°C ~ 85°C  
 3.MECHANICAL CHARACTERISTICS:  
 3.1 MATING FORCE: 5~20 N.  
 3.2 UNMATED FORCE: 8~20N INITIAL TEST; 6~20N DURABILITY AFTER TEST  
 3.3 DURABILITY: 10,000 CYCLES  
 4.PLATING  
 4.1 TERMINAL CONTACT: Au 3u" PLATING ON CANTACT AREA; TIN 50u" Min TING ON SOLDER TAIL,NI 50u" Min UNDERPLATING OVERALL  
 4.2 SHELL: 50u" Min. NICKEL ALL OVER,  
 4.3 MID PLATE: CLEAN



USB TYPE-C FULL-FEATURED RECEPTACLE INTERFACE PIN ASSIGNMENTS

PIN	Signal Name	Description	PIN	Signal Name	Description
A1	GND	Ground return	B12	GND	Ground return
A4	VBUS	Bus Power	B9	VBUS	Bus Power
A5	CC1	Configuration Channel	B8	SBU2	Sideband Use (SBU)
A6	Dp1	Positive half of the USB 2.0 differential pair-Position 1	B7	Dn2	Negative half of the USB 2.0 differential pair-Position 2
A7	Dn1	Negative half of the USB 2.0 differential pair-Position 1	B6	Dp2	Positive half of the USB 2.0 differential pair-Position 2
A8	SBU1	Sideband Use(SBU)	B5	CC2	Configuration Channel
A9	VBUS	Bus Power	B4	VBUS	Bus Power
A12	GND	Ground return	B1	GND	Ground return



RECOMMENDED P.C.B. LAYOUT (T:1.00mm)  
 TOLERANCE UNSPECIFIED ±0.05mm

5	CAP	LCP 6007AS UL94V-0	BLACK	1PCS	48H	Reel
4	SHELL	SUS304 T=0.40mm	Ni 50u" Min Plated	1PCS		
3	LATCH	SUS301-H T=0.15mm	NO PLATED	1PCS		
2	CONTACT	C7025 T=0.12mm	Au 3u" PLATING ON CONTACT AREA; TIN 50u" Min TING ON SOLDER TAIL,NI 50u" Min UNDERPLATING OVERALL	1SET		
1	HOUSING	LCP UL94V-0	LCP BLACK UL94V-0	1PCS		
NO.	DESCRIPTION	MATERIAL	REMARKS	QTY	批号	PACKAGING

MANUFACTURE DWG

东莞市讯普电子科技有限公司  
 DongGuan XunPu Electronics Co.,Ltd

UNLESS OTHERWISE SPECIFIED TOLERANCES



TITLE:USB TYPE CF 16PIN直立式加宽10.50

DECIMALS: .X:±0.30 .XX:±0.20 .XXX:±0.10

PAR TYPEC-321L-ACP16  
 DWN  
 CHKD  
 APVD  
 SCALE1:1 UNIT:MM  
 SIZE:A4 SHEET:1F1 REV:A

## X-ON Electronics

Largest Supplier of Electrical and Electronic Components

*Click to view similar products for [USB Connectors](#) category:*

*Click to view products by [XUNPU](#) manufacturer:*

Other Similar products are found below :

[950](#) [A-USB A-LP-SMT-C](#) [A-USB B-TOP-C](#) [MUSBD11135](#) [17-200721](#) [217450-1](#) [KMBVX-TH-5S-B30](#) [KUSBX-AS2N-W](#) [KUSBX-SMT2AP1S-W30](#) [935](#) [957](#) [30-498-6](#) [SK-60A-2](#) [1734082-1](#) [30-470](#) [30-489](#) [30-541](#) [MAB 5 S](#) [A-USB A-2P-C](#) [MIKROE-1451](#)  
[USBFTVSCCG](#) [1-1734084-2](#) [MUSBA81130](#) [NK-27-32SL](#) [NK-L8-22C-5/8](#) [10135326-001LF](#) [4198](#) [690-024-633-031](#) [UB-20PMFP-LC7001](#)  
[17-200011](#) [UB-20AFMM-LL7A01](#) [CAP-WCCMLPB1](#) [CAP-WCCMLPC1](#) [2274475-3](#) [914-614A2025S10200](#) [USB3FTV7SAGF059](#)  
[USB3FTV2SAZNF459](#) [USB3FTV7SAZNF459](#) [U221-041N-1WVS62-F5D](#) [HYCW153-USBD05-500B](#) [HYCW219-USBD05-075B](#)  
[HYCW148-USBD05-117B](#) [HYCW149-USBD05-740B](#) [HYCW204-USBD05-108B](#) [HYCW214-USBA04-113B](#) [HYCW213-USBA04-113B](#)  
[KMMX-BSMT35S-1-B30TR](#) [2345986-1](#) [10082141-N340LF](#) [10117836-011LF](#)