

REV.	Q'TY	ECN. NO.	APR.	DATE

A

B

C

D

E

F

A

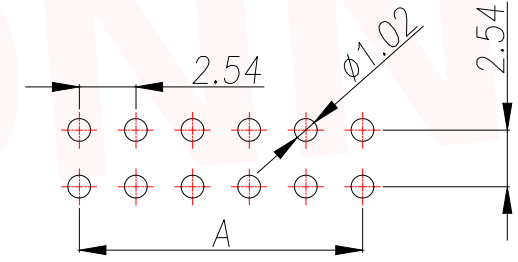
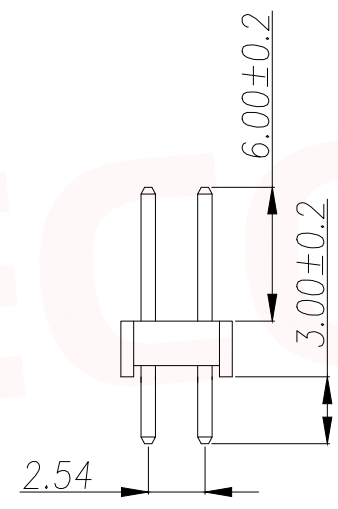
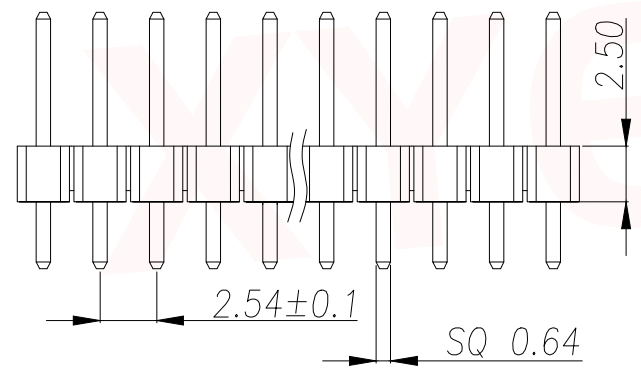
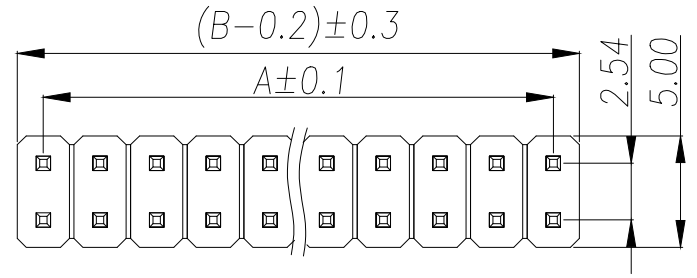
B

C

D

E

F



RECOMMEND P.C.B LAYOUT  
PCB TOLERANCE:±0.05 (TOP VIEW)

SPECIFICATIONS

Current Rating: 3Amps  
 Insulation Resistance:1000MΩ Min  
 Contact Resistance: 20MΩ Max  
 Withstanding Voltage: AC 1000V  
 Operation Temperature:-40°to+105°  
 Contact Material: Copper Alloy  
 Standard: PA6T  
 Insulator Material: Polyester(UL 94V-0)  
 Contact Plating: Gold Flash  
 Max.Processing Temp: 240°C for30-60seconds  
 (260°C for5seconds)

Part No	Pin	A	B	Part No	Pin	A	B	Part No	Pin	A	B	Part No	Pin	A	B
PZ2.54-UP1S-1A	1	0.00	2.54	PZ2.54-UP1S-11A	11	25.40	27.94	PZ2.54-UP1S-21A	21	50.80	53.34	PZ2.54-UP1S-31A	31	76.20	78.74
PZ2.54-UP1S-2A	2	2.54	5.08	PZ2.54-UP1S-12A	12	27.94	30.48	PZ2.54-UP1S-22A	22	53.34	55.88	PZ2.54-UP1S-32A	32	78.74	81.28
PZ2.54-UP1S-3A	3	5.08	7.62	PZ2.54-UP1S-13A	13	30.48	33.02	PZ2.54-UP1S-23A	23	55.88	58.42	PZ2.54-UP1S-33A	33	81.28	83.82
PZ2.54-UP1S-4A	4	7.62	10.16	PZ2.54-UP1S-14A	14	33.02	35.56	PZ2.54-UP1S-24A	24	58.42	60.96	PZ2.54-UP1S-34A	34	83.82	86.36
PZ2.54-UP1S-5A	5	10.16	12.70	PZ2.54-UP1S-15A	15	35.56	38.10	PZ2.54-UP1S-25A	25	60.96	63.50	PZ2.54-UP1S-35A	35	86.36	88.90
PZ2.54-UP1S-6A	6	12.70	15.24	PZ2.54-UP1S-16A	16	38.10	40.64	PZ2.54-UP1S-26A	26	63.50	66.04	PZ2.54-UP1S-36A	36	88.90	91.44
PZ2.54-UP1S-7A	7	15.24	17.78	PZ2.54-UP1S-17A	17	40.64	43.18	PZ2.54-UP1S-27A	27	66.04	68.58	PZ2.54-UP1S-37A	37	91.44	93.95
PZ2.54-UP1S-8A	8	17.78	20.32	PZ2.54-UP1S-18A	18	43.18	45.72	PZ2.54-UP1S-28A	28	68.58	71.12	PZ2.54-UP1S-38A	38	93.95	96.52
PZ2.54-UP1S-9A	9	20.32	22.86	PZ2.54-UP1S-19A	19	45.72	48.26	PZ2.54-UP1S-29A	29	71.12	73.66	PZ2.54-UP1S-39A	39	96.52	99.06
PZ2.54-UP1S-10A	10	25.40	25.40	PZ2.54-UP1S-20A	20	48.26	50.80	PZ2.54-UP1S-30A	30	73.66	76.20	PZ2.54-UP1S-40A	40	99.06	101.60

DIMENSION IN mm		厦门市辛译精密电子有限公司 Xiamen XinYi Xyecom Electronics Co.,Ltd		
TOLERANCE UNLESS OTHERWISE SPECIFIED				
.X±0.35	X.*± 5°	APR.	Alex	TITLE: 2.54PZ H2.5 2xNPin 180° PC3.0 PA6.0 PB2.5 L11.5 6T
.XX±0.25	.X.*± 3°	CHK.	Jack	DWG NO. PZ2.54-UP1S-NA
.XXX±0.15	.XX.*± 1°	DRA.	Can	PROJ.  CUSTOMER DRAWING
		SIZE	A4	SCALE 1:1
		SHEET	1/1	REV. A

## X-ON Electronics

Largest Supplier of Electrical and Electronic Components

*Click to view similar products for [Headers & Wire Housings](#) category:*

*Click to view products by [XYECONN](#) manufacturer:*

Other Similar products are found below :

[0015917161](#) [0022155065](#) [57102-F02-18ULF](#) [58102-G61-06LF](#) [582553-1](#) [01.001.5753.1](#) [0050291907](#) [02.125.8002.8](#) [609-3404](#) [61062-3](#)  
[CSU011177004](#) [622-0430](#) [622-3653LF](#) [63453-116](#) [636-1030](#) [636-1427](#) [636-3427](#) [636-4007](#) [641938-9](#) [65495-038](#) [65692-001LF](#) [65781-018](#)  
[65781-047](#) [65817-010LF](#) [65817-015LF](#) [67095-007LF](#) [67601157](#) [68631-112](#) [68645-018](#) [699319-000](#) [70.362.1628.0](#) [70-4210](#) [70-4226B](#) [70-](#)  
[4853B](#) [71.350.2428.0](#) [733-134](#) [733-162](#) [MHR-64-VUAL](#) [80.063.4001.1](#) [800-90-001-10-001000](#) [801-43-002-10-013000](#) [801-43-006-10-](#)  
[002000](#) [803-43-024-10-001000](#) [803-93-012-10-001000](#) [8-1437020-4](#) [819-22-004-30-001101](#) [820-22-006-30-001101](#) [820-22-008-30-001101](#)  
[821-22-002-10-001101](#) [821-22-003-10-002101](#)