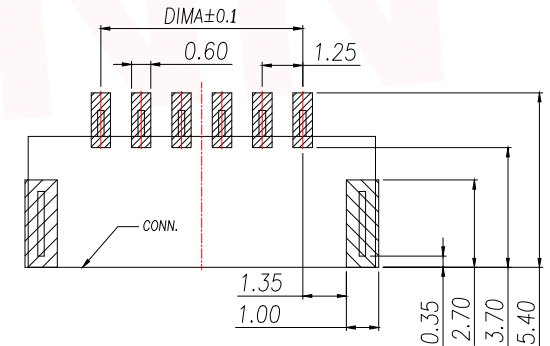
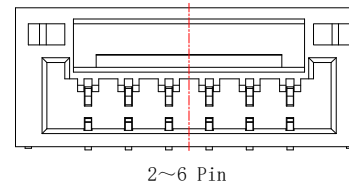
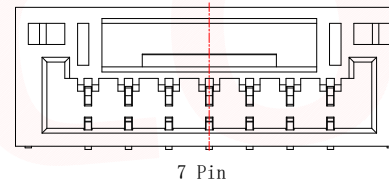
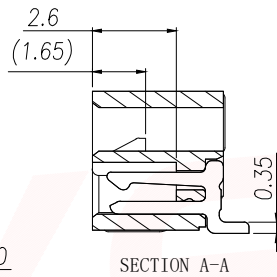
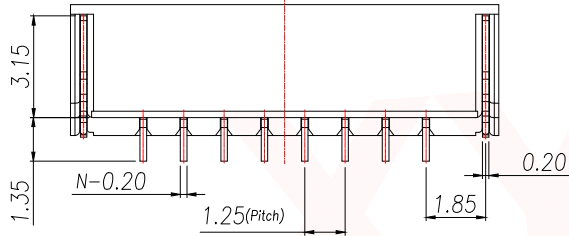
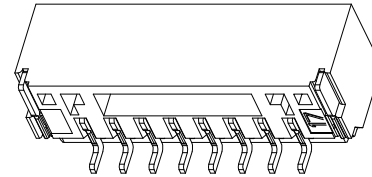
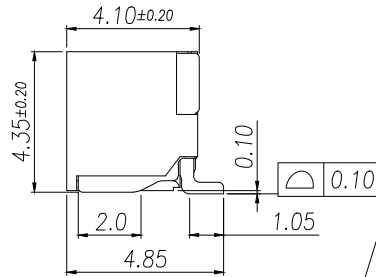
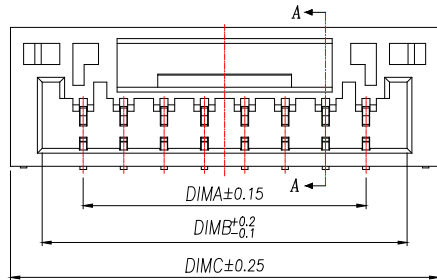


REV.	Q'TY	ECN. NO.	APR.	DATE

PRELIMINARY
DESIGN IS SUBJECT
TO CHANGE WITHOUT
PRIOR NOTICE

NOTES:

- Working temp: -25°C~85°C.
- Voltage rating: 50V AV/DC(rms)
- Contact resistance: 50mΩ max.
- Insulation resistance: 100MΩ min.
- Current rating: 1A AV/DC
- Withstanding Voltage: 500V AC/minute
- Pin Retention Force: 10N min.
- Housing material: LCP UL94-V0, Natural
- Terminal materi: Brass,
plating Ni 50u" min , plating Tin 100u"min.
- Solder tab material: Brass,
plating Ni 50u" min , plating Tin 100u"min.



PIN	NO.	Dim A	Dim B	Dim C
2	XY-GH1.25-2A61	1.25	3.80	5.75
3	XY-GH1.25-3A61	2.50	5.05	7.00
4	XY-GH1.25-4A61	3.75	6.30	8.25
5	XY-GH1.25-5A61	5.00	7.55	9.50
6	XY-GH1.25-6A61	6.25	8.80	10.75
7	XY-GH1.25-7A61	7.50	10.05	12.00
8	XY-GH1.25-8A61	8.75	11.30	13.25
9	XY-GH1.25-9A61	10.00	12.55	14.50
10	XY-GH1.25-10A61	11.25	13.80	15.75
11	XY-GH1.25-11A61	12.50	15.05	17.00
12	XY-GH1.25-12A61	13.75	16.30	18.25
13	XY-GH1.25-13A61	15.00	17.55	19.50
14	XY-GH1.25-14A61	16.25	18.80	20.75
15	XY-GH1.25-15A61	17.50	20.05	22.00
16	XY-GH1.25-16A61	18.75	21.30	23.25

DIMENSION IN mm		厦门市辛译精密电子有限公司 Xiamen XinYi Xyconn Electronics Co.,Ltd		
TOLERANCE UNLESS OTHERWISE SPECIFIED				
.X±0.35	X.*±5°	APR.	Alex	TITLE: WAFER 1.25mm H4.35mm W/ B 90°SMT
.XX±0.25	.X.*±3°	CHK.	Jack	DWG NO. XY-GH1.25-NA61
.XXX±0.15	.XX.*±1°	DRA.	Can	PROJ. CUSTOMER DRAWING
SIZE A4	SCALE 1:1	SHEET 1/3	REV. A	

REV.	Q'TY	ECN. NO.	APR.	DATE

A

B

C

D

E

F

A

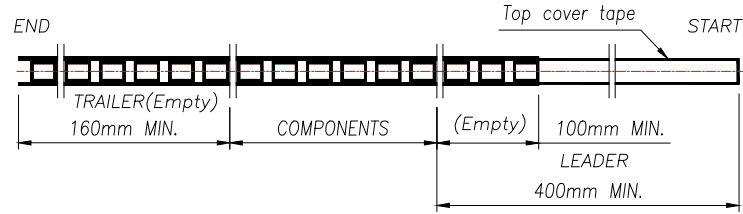
B

C

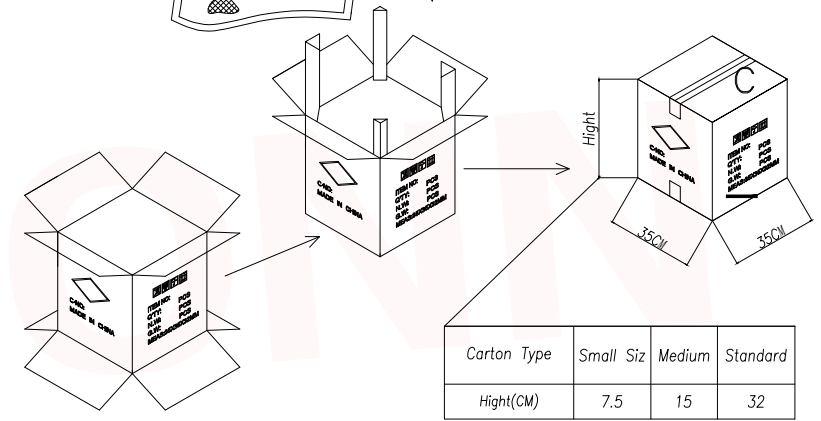
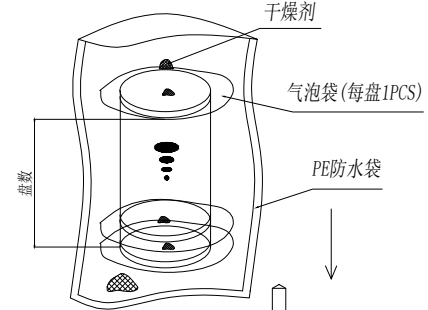
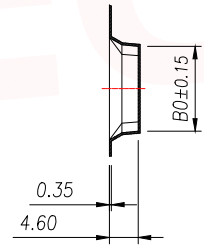
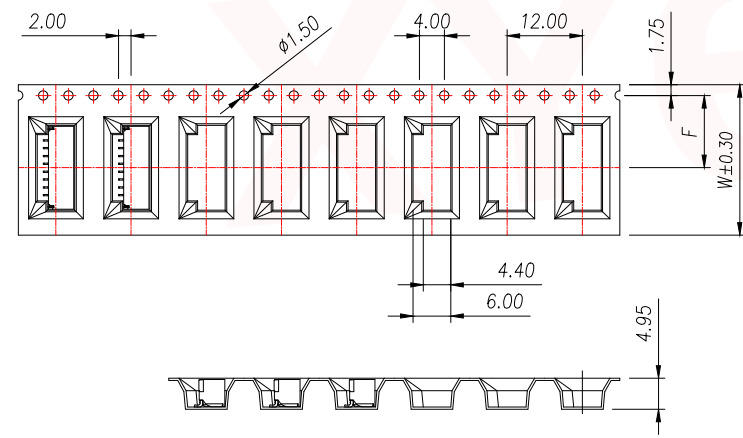
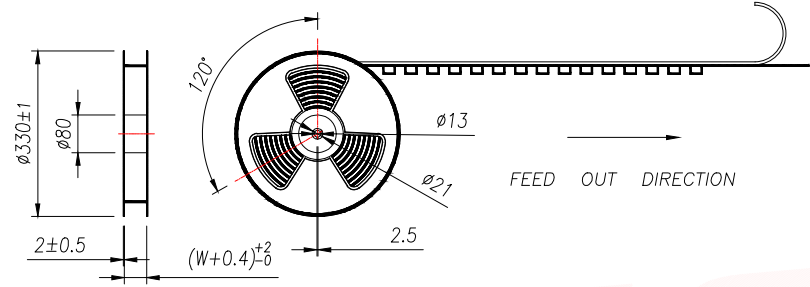
D

E

F



PRELIMINARY DESIGN IS SUBJECT TO CHANGE WITHOUT PRIOR NOTICE



Carton Type	Small Siz	Medium	Standard
Height(CM)	7.5	15	32

- NOTE:
- 1.10 SPROCKET HOLE PITCH CUMULATIVE TOLERANCE ±0.2mm.
 - 2.CARRIER CAMBER NOT TO EXCEED 1mm IN 100mm.
 - 3.ALL DIMENSIONS MEET EIA-481 REQUIREMENTS.
 - 4.MATERIAL: CLEAR ANTISTATIC PS, COLD SEALING.
 - 5.THICKNESS: 0.35±0.05mm.
 - 6.PACKING LENGHT PER REEL: 12.4 METERS.
 - 7.COMPONENT LOAD PER REEL: 1000 PCS.

PIN	NO.	Dim BO	Dim W	Dim F	PCS/RELL	RELL/CARTON	PCS/CARTON
2	XY-GH1.25-2A61	8.20	16	7.5	1000	14	14000
3	XY-GH1.25-3A61	10.20					
4	XY-GH1.25-4A61	12.20					
5	XY-GH1.25-5A61	14.20					
6	XY-GH1.25-6A61	16.20	24	11.50	10	10	10000
7	XY-GH1.25-7A61	18.20					
8	XY-GH1.25-8A61	20.20					
9	XY-GH1.25-9A61	22.20					

DIMENSION IN mm		TOLERANCE UNLESS OTHERWISE SPECIFIED		厦门市辛译精密电子有限公司 Xiamen XinYi Xyecom Electronics Co.,Ltd			
.X±0.35	X.*± 5°	APR.	Alex	TITLE: WAFER 1.25mm H4.35mm W/ B 90°SMT			
.XX±0.25	.X*± 3°	CHK.	Jack	DWG NO. XY-GH1.25-NA61			
.XXX±0.15	.XX*± 1°	DRA.	Can	PROJ.	CUSTOMER DRAWING		
SIZE A4	SCALE 1:1	SHEET 2/3	REV. A				

X-ON Electronics

Largest Supplier of Electrical and Electronic Components

Click to view similar products for [Headers & Wire Housings](#) category:

Click to view products by [XYECONN](#) manufacturer:

Other Similar products are found below :

[0015917161](#) [0022155065](#) [57102-F02-18ULF](#) [58102-G61-06LF](#) [582553-1](#) [01.001.5753.1](#) [0050291907](#) [02.125.8002.8](#) [609-3404](#) [61062-3](#)
[CSU011177004](#) [622-0430](#) [622-3653LF](#) [63453-116](#) [636-1030](#) [636-1427](#) [636-3427](#) [636-4007](#) [641938-9](#) [65495-038](#) [65692-001LF](#) [65781-018](#)
[65781-047](#) [65817-010LF](#) [65817-015LF](#) [67095-007LF](#) [67601157](#) [68631-112](#) [68645-018](#) [699319-000](#) [70.362.1628.0](#) [70-4210](#) [70-4226B](#) [70-](#)
[4853B](#) [71.350.2428.0](#) [733-134](#) [733-162](#) [MHR-64-VUAL](#) [80.063.4001.1](#) [800-90-001-10-001000](#) [801-43-002-10-013000](#) [801-43-006-10-](#)
[002000](#) [803-43-024-10-001000](#) [803-93-012-10-001000](#) [8-1437020-4](#) [819-22-004-30-001101](#) [820-22-006-30-001101](#) [820-22-008-30-001101](#)
[821-22-002-10-001101](#) [821-22-003-10-002101](#)