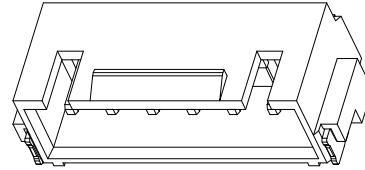
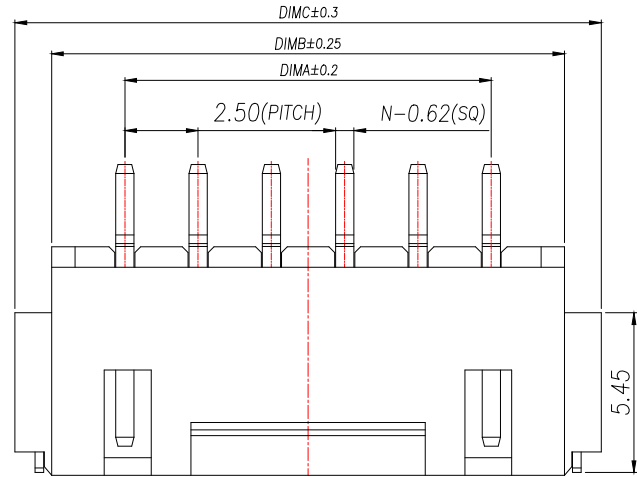


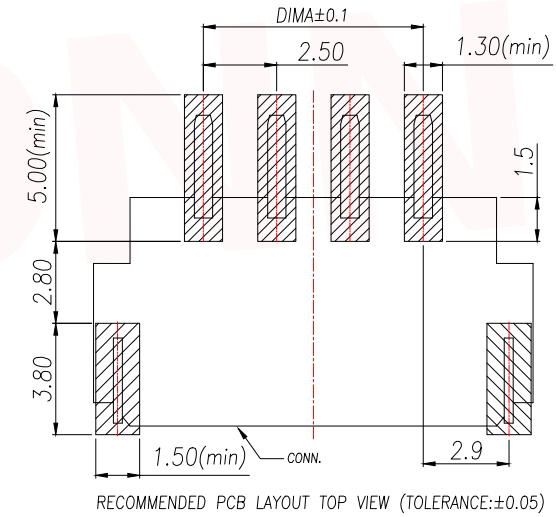
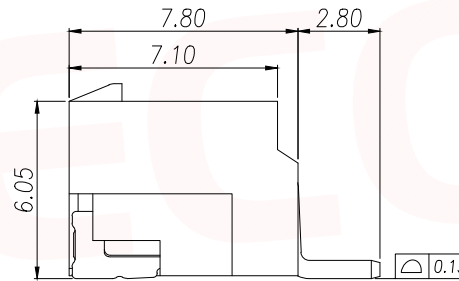
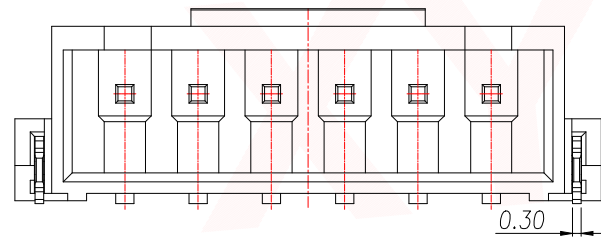
REV.	Q'TY	ECN. NO.	APR.	DATE



NOTES:

- Working temp: -25°C~85°C.
- Voltage rating: 250V AV/DC(rms)
- Contact resistance: 20mΩ max.
- Insulation resistance: 1000MΩ min.
- Current rating: 3A AV/DC
- Withstanding Voltage: 1000V AC/minute
- Pin Retention Force: 15N min.
- Housing material: LCP UL94-V0, Natural
- Terminal materl: Brass,
plating Ni 50u" min , plating Tin 100u"min.
- Solder tab material: Brass,
plating Ni 50u" min , plating Tin 100u"min.

PRELIMINARY
DESIGN IS SUBJECT
TO CHANGE WITHOUT
PRIOR NOTICE



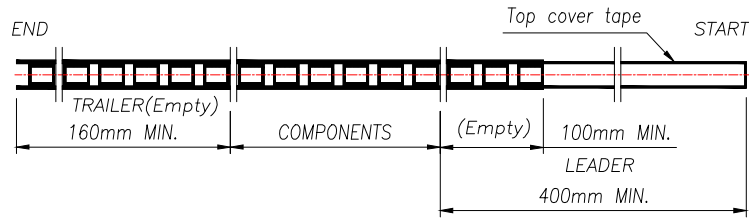
RECOMMENDED PCB LAYOUT TOP VIEW (TOLERANCE:±0.05)

SMT SOLDER AREA

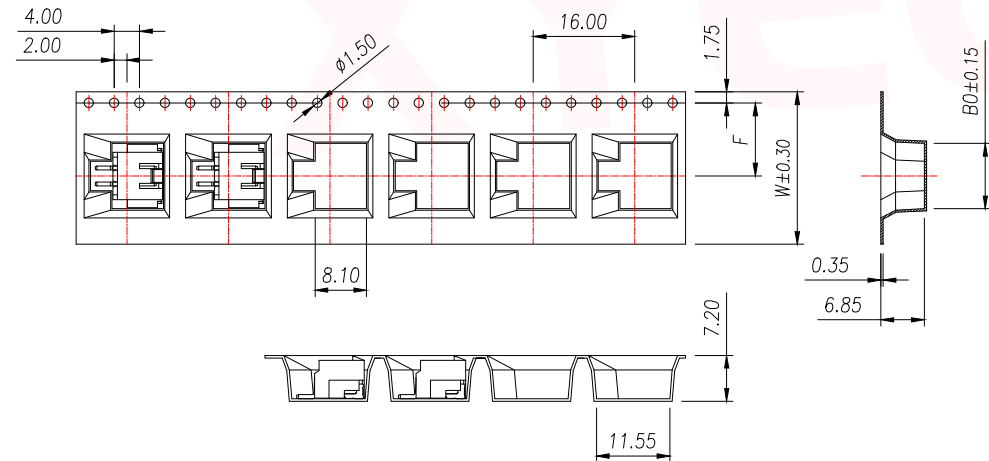
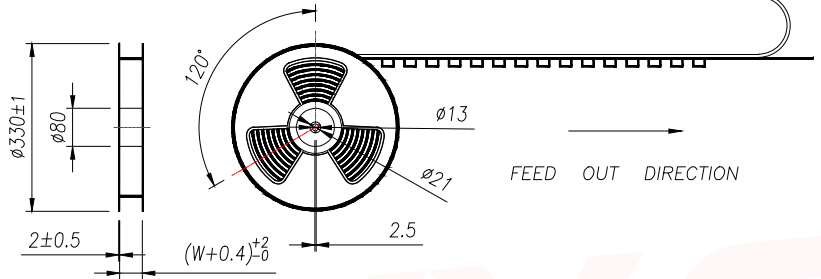
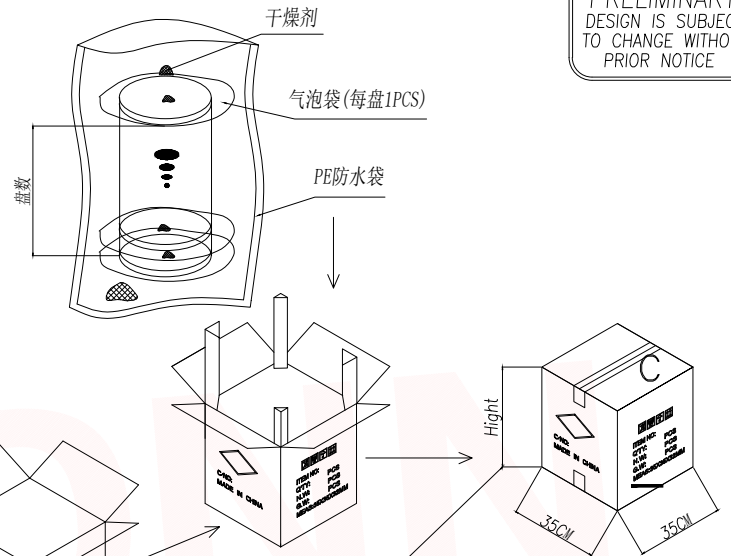
PIN	NO.	Dim A	Dim B	Dim C
2	XY-XHB2.5-2A61	2.50	7.50	10.00
3	XY-XHB2.5-3A61	5.00	10.00	12.50
4	XY-XHB2.5-4A61	7.50	12.50	15.00
5	XY-XHB2.5-5A61	10.00	15.00	17.50
6	XY-XHB2.5-6A61	12.50	17.50	20.00
7	XY-XHB2.5-7A61	15.00	20.00	22.50
8	XY-XHB2.5-8A61	17.50	22.50	25.00
9	XY-XHB2.5-9A61	20.00	25.00	27.50
10	XY-XHB2.5-10A61	22.50	27.50	30.00
11	XY-XHB2.5-11A61	25.00	30.00	32.50
12	XY-XHB2.5-12A61	27.50	32.50	35.00
13	XY-XHB2.5-13A61	30.00	35.00	37.50
14	XY-XHB2.5-14A61	32.50	37.50	40.00
15	XY-XHB2.5-15A61	35.00	40.00	42.50
16	XY-XHB2.5-16A61	37.50	42.50	45.00

DIMENSION IN mm		厦门市辛译精密电子有限公司 Xiamen XinYi Xyconn Electronics Co.,Ltd			
TOLERANCE UNLESS OTHERWISE SPECIFIED		APR.	Alex	TITLE: WAFER 2.50mm H6.0mm 90°SMT	
.X±0.35	X.*± 5°	CHK.	Jack	DWG NO. XY-XHB2.5-NA61	
.XX±0.25	.X.*± 3°	DRA.	Can	PROJ.	CUSTOMER DRAWING
.XXX±0.15	.XX.*± 1°	SIZE	A4	SCALE	1:1
		SHEET	1/3	REV.	A

REV.	Q'TY	ECN. NO.	APR.	DATE



PRELIMINARY
DESIGN IS SUBJECT
TO CHANGE WITHOUT
PRIOR NOTICE



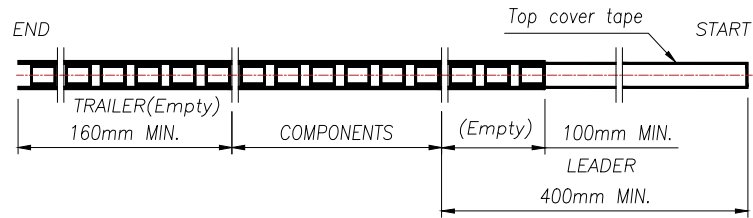
Carton Type	Small Siz	Medium	Standard
Hight(CM)	7.5	15	32

- NOTE:
- 1.10 SPROCKET HOLE PITCH CUMULATIVE TOLERANCE $\pm 0.2\text{mm}$.
 - 2.CARRIER CAMBER NOT TO EXCEED 1mm IN 100mm.
 - 3.ALL DIMENSIONS MEET EIA-481 REQUIREMENTS.
 - 4.MATERIAL: CLEAR ANTISTATIC PS, COLD SEALING.
 - 5.THICKNESS: $0.40 \pm 0.05\text{mm}$.
 - 6.PACKING LENGTH PER REEL: 10 METERS.
 - 7.COMPONENT LOAD PER REEL: 600 PCS.

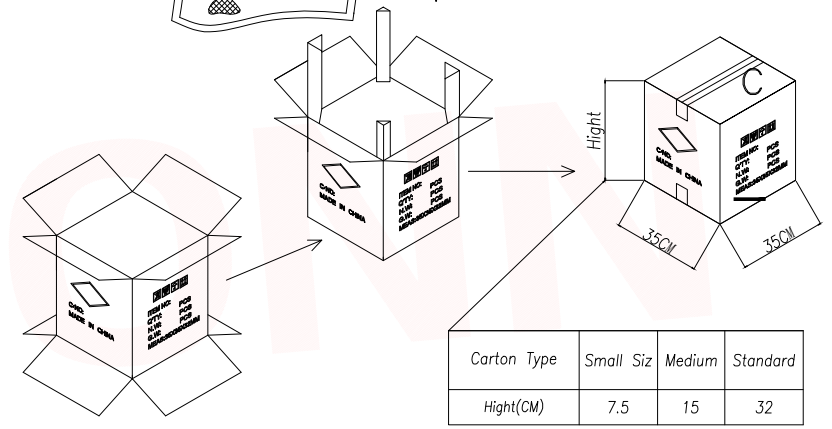
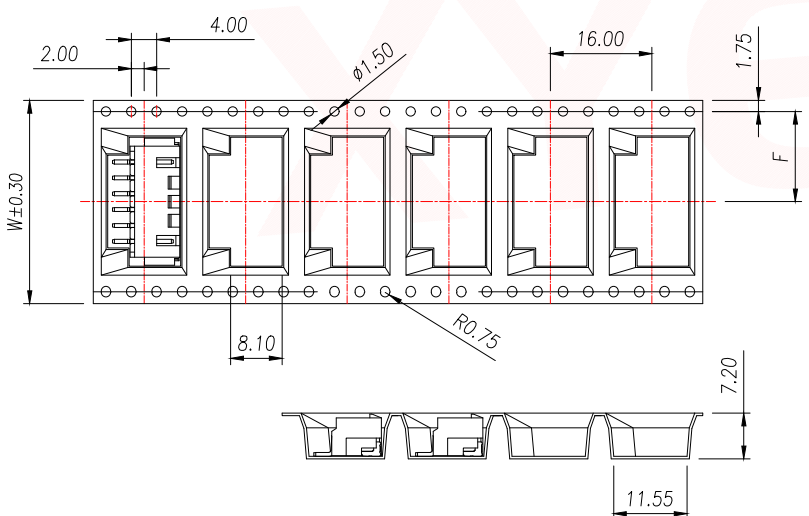
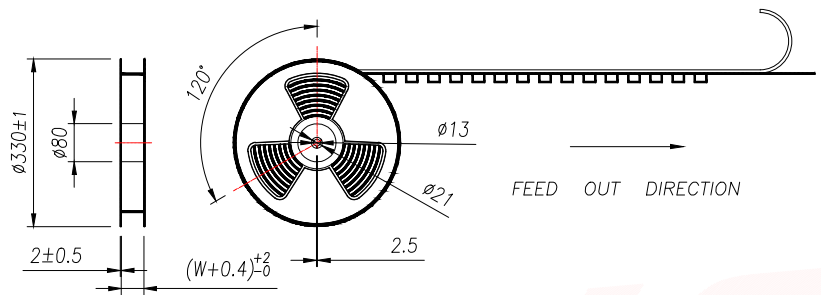
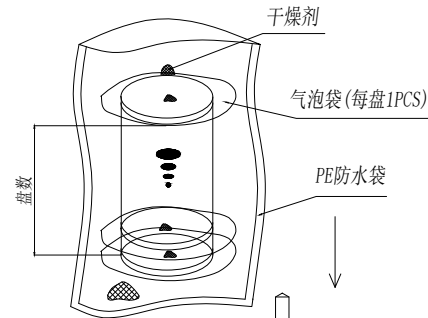
PIN	NO.	Dim B0	Dim W	Dim F	PCS/RELL	RELL/CARTON	PCS/CARTON
2	XY-XHB2.5-2A61	10.30	24.00	11.50	600	10	6000
3	XY-XHB2.5-3A61	12.80					
4	XY-XHB2.5-4A61	15.30					

DIMENSION IN mm		厦门市辛译精密电子有限公司 Xiamen XinYi Xyconn Electronics Co.,Ltd			
TOLERANCE UNLESS OTHERWISE SPECIFIED					
.X \pm 0.35	X.* \pm 5°	APR.	Alex	TITLE: WAFER 2.50mm H6.0mm 90°SMT	
.XX \pm 0.25	.X* \pm 3°	CHK.	Jack	DWG NO. XY-XHB2.5-NA61	
.XXX \pm 0.15	.XX* \pm 1°	DRA.	Can	PROJ.	CUSTOMER DRAWING
		SIZE A4	SCALE 1:1	SHEET 2/3	REV. A

REV.	Q'TY	ECN. NO.	APR.	DATE



PRELIMINARY DESIGN IS SUBJECT TO CHANGE WITHOUT PRIOR NOTICE



Carton Type	Small Siz	Medium	Standard
Height(CM)	7.5	15	32

- NOTE:
- 1.10 SPROCKET HOLE PITCH CUMULATIVE TOLERANCE ± 0.2 mm.
 - 2.CARRIER CAMBER NOT TO EXCEED 1mm IN 100mm.
 - 3.ALL DIMENSIONS MEET EIA-481 REQUIREMENTS.
 - 4.MATERIAL: CLEAR ANTISTATIC PS, COLD SEALING.
 - 5.THICKNESS: 0.40 ± 0.05 mm.
 - 6.PACKING LENGTH PER REEL: 10 METERS.
 - 7.COMPONENT LOAD PER REEL: 600 PCS.

PIN	NO.	Dim B0	Dim W	Dim F	PCS/RELL	RELL/CARTON	PCS/CARTON
5	XY-XHB2.5-5A61	17.80	32	14.2	600	8	4800
6	XY-XHB2.5-6A61	20.30					
7	XY-XHB2.5-7A61	22.80	44	20.2		6	3600
8	XY-XHB2.5-8A61	25.30					
9	XY-XHB2.5-9A61	27.80					
10	XY-XHB2.5-10A61	30.30	56	26.2		5	3000
11	XY-XHB2.5-11A61	32.80					
12	XY-XHB2.5-12A61	35.30					

DIMENSION IN mm		厦门市辛译精密电子有限公司 Xiamen XinYi Xyconn Electronics Co.,Ltd			
TOLERANCE UNLESS OTHERWISE SPECIFIED		APR.	Alex	TITLE: WAFER 2.50mm H6.0mm 90°SMT	
.X \pm 0.35	X.* \pm 5*	CHK.	Jack	DWG NO. XY-XHB2.5-NA61	
.XX \pm 0.25	.X* \pm 3*	DRA.	Can	PROJ. CUSTOMER DRAWING	
.XXX \pm 0.15	.XX* \pm 1*	SIZE	A4	SCALE	1:1
		SHEET	3/3	REV.	A

X-ON Electronics

Largest Supplier of Electrical and Electronic Components

Click to view similar products for [Headers & Wire Housings](#) category:

Click to view products by [XYECONN](#) manufacturer:

Other Similar products are found below :

[0015917161](#) [0022155065](#) [57102-F02-18ULF](#) [58102-G61-06LF](#) [582553-1](#) [01.001.5753.1](#) [0050291907](#) [02.125.8002.8](#) [609-3404](#) [61062-3](#)
[CSU011177004](#) [622-0430](#) [622-3653LF](#) [63453-116](#) [636-1030](#) [636-1427](#) [636-3427](#) [636-4007](#) [641938-9](#) [65495-038](#) [65692-001LF](#) [65781-018](#)
[65781-047](#) [65817-010LF](#) [65817-015LF](#) [67095-007LF](#) [67601157](#) [68631-112](#) [68645-018](#) [699319-000](#) [70.362.1628.0](#) [70-4210](#) [70-4226B](#) [70-](#)
[4853B](#) [71.350.2428.0](#) [733-134](#) [733-162](#) [MHR-64-VUAL](#) [80.063.4001.1](#) [800-90-001-10-001000](#) [801-43-002-10-013000](#) [801-43-006-10-](#)
[002000](#) [803-43-024-10-001000](#) [803-93-012-10-001000](#) [8-1437020-4](#) [819-22-004-30-001101](#) [820-22-006-30-001101](#) [820-22-008-30-001101](#)
[821-22-002-10-001101](#) [821-22-003-10-002101](#)