


**FEATURES**

- Low Forward Voltage Drop
- Guard Ring Construction for Transient Protection
- High Conductance
- Also Available in Lead Free Version

**MARKING:**

B5817WS	B5818WS	B5819WS

**Maximum Ratings and Electrical Characteristics, Single Diode @Ta=25°C**

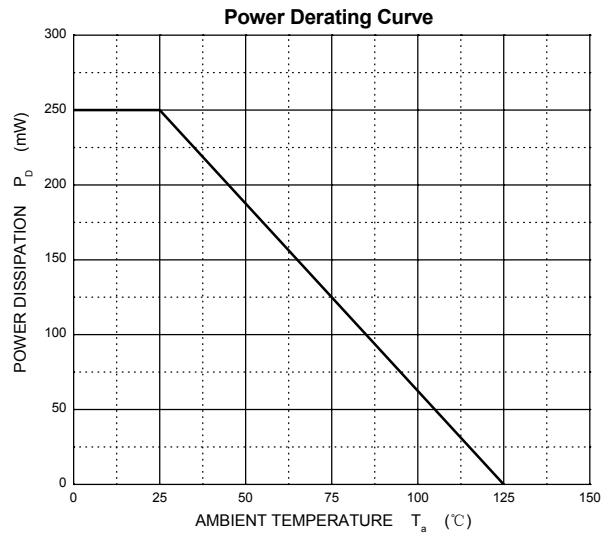
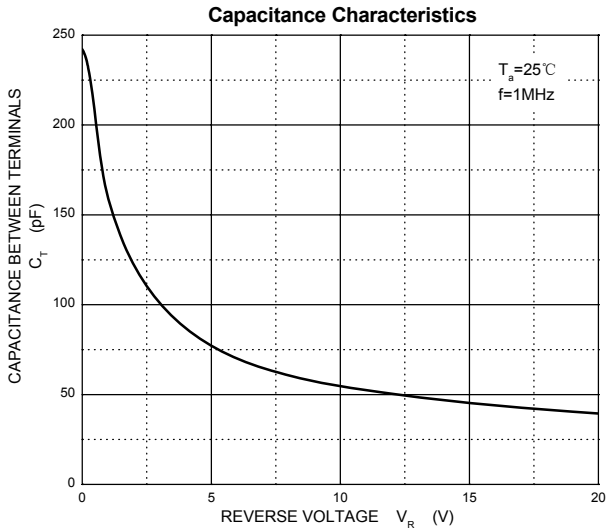
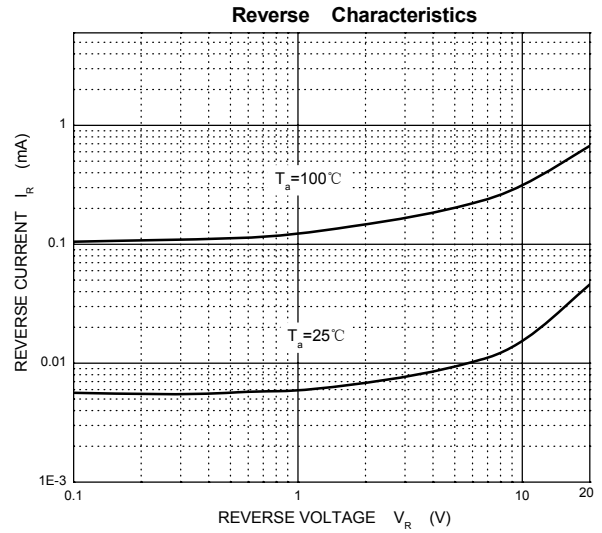
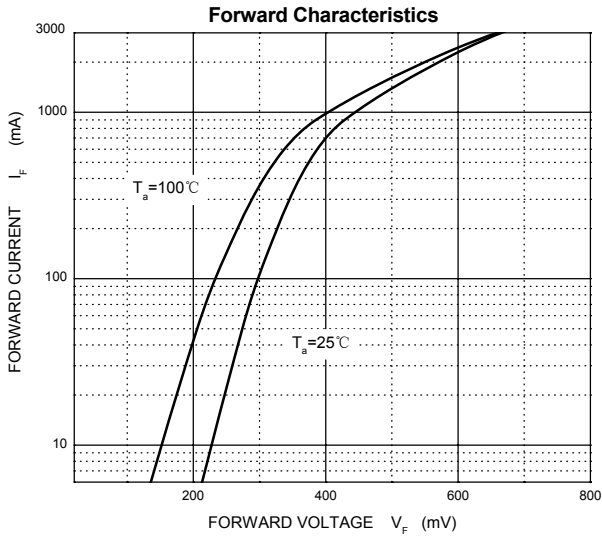
Parameter	Symbol	B5817WS	B5818WS	B5819WS	Unit
Non-Repetitive Peak Reverse Voltage	$V_{RM}$	20	30	40	V
Peak Repetitive Peak Reverse Voltage Working Peak Reverse Voltage DC Blocking Voltage	$V_{RRM}$ $V_{RWM}$ $V_R$	20	30	40	V
RMS Reverse Voltage	$V_{R(RMS)}$	14	21	28	V
Average Rectified Output Current	$I_O$	1			A
Non-repetitive Peak Forward Surge Current @t=8.3ms	$I_{FSM}$	9			A
Repetitive Peak Forward Current	$I_{FRM}$	1.5			A
Power Dissipation	$P_D$	250			mW
Thermal Resistance Junction to Ambient	$R_{\theta JA}$	400			°C/W
Operating Junction Temperature Range	$T_J$	-40 ~ +125			°C
Storage Temperature Range	$T_{STG}$	-55 ~ +150			°C

**ELECTRICAL CHARACTERISTICS (Ta=25°C unless otherwise specified)**

Parameter	Symbol	Test conditions	Min	Max	Unit
Reverse breakdown voltage	$V_{(BR)}$	$I_R = 1mA$ B5817WS B5818WS B5819WS	20 30 40		V
Reverse voltage leakage current	$I_R$	$V_R = 20V$ $V_R = 30V$ $V_R = 40V$ B5817WS B5818WS B5819WS		1	mA
Forward voltage	$V_F$	B5817WS $I_F = 1A$		0.45	V
		B5817WS $I_F = 3A$		0.75	V
		B5818WS $I_F = 1A$		0.55	V
		B5818WS $I_F = 3A$		0.875	V
Forward voltage	$V_F$	B5819WS $I_F = 1A$		0.60	V
		B5819WS $I_F = 3A$		0.90	V
Diode capacitance	$C_D$	$V_R = 4V, f = 1MHz$		120	pF

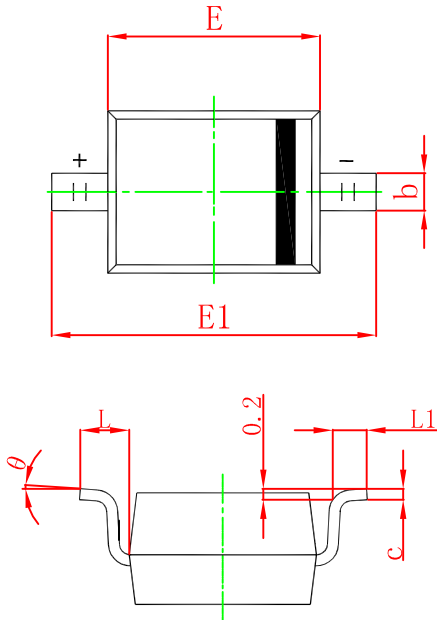


## Typical Characteristics



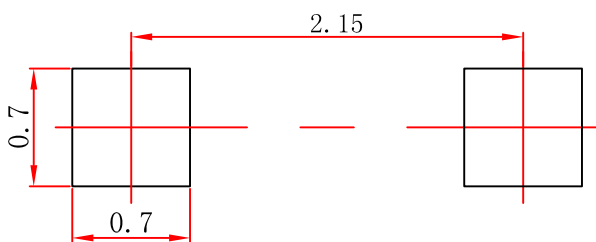


SOD-323 Package Outline Dimensions



Symbol	Dimensions In Millimeters		Dimensions In Inches	
	Min	Max	Min	Max
A		1.100		0.043
A1	0.000	0.100	0.000	0.004
A2	0.800	1.000	0.031	0.039
b	0.250	0.350	0.010	0.014
c	0.080	0.150	0.003	0.006
D	1.200	1.400	0.047	0.055
E	1.600	1.800	0.063	0.071
E1	2.500	2.750	0.098	0.108
L	0.475 REF		0.019 REF	
L1	0.250	0.400	0.010	0.016
θ	0°	8°	0°	8°

SOD-323 Suggested Pad Layout



Note:

1. Controlling dimension: in millimeters.
2. General tolerance:  $\pm 0.05\text{mm}$ .
3. The pad layout is for reference purposes only.

## X-ON Electronics

Largest Supplier of Electrical and Electronic Components

*Click to view similar products for [Schottky Diodes & Rectifiers](#) category:*

*Click to view products by [XZT](#) manufacturer:*

Other Similar products are found below :

[MA4E2039](#) [MMBD301M3T5G](#) [HFA35HB60C](#) [RB160M-50TR](#) [D83C](#) [BAS16E6433HTMA1](#) [BAS 3010S-02LRH](#) [E6327](#) [BAT 54-02LRH](#)  
[E6327](#) [NRVBAF360T3G](#) [NSR05F40QNXT5G](#) [NTE555](#) [JANS1N6640](#) [SS3003CH-TL-E](#) [GA01SHT18](#) [CRS10I30A\(TE85L,QM](#)  
[MBRA140TRPBF](#) [MBRB30H30CT-1G](#) [BAT 15-04R](#) [E6152](#) [JANTX1N5712-1](#) [DMJ3940-000](#) [SB007-03C-TB-E](#) [NRVBB20100CTT4G](#)  
[NRVBM120LT1G](#) [NTSB30U100CT-1G](#) [CRG04\(T5L,TEMQ\)](#) [ACDBA1100LR-HF](#) [ACDBA1200-HF](#) [ACDBA240-HF](#) [ACDBA3100-HF](#)  
[CDBQC0530L-HF](#) [ACDBA260LR-HF](#) [ACDBA1100-HF](#) [10BQ015-M3/5BT](#) [NRVBM120ET1G](#) [VSSB410S-M3/5BT](#) [1N5819T-G](#)  
[PDS1040Q-13](#) [B160BQ-13-F](#) [SDM05U20CSP-7](#) [BAS 70-07](#) [E6433](#) [B140S1F-7](#) [HSM560Je3/TR13](#) [DDB2265-000](#) [ZHCS506QTA](#)  
[HSM190Je3/TR13](#) [B330AF-13](#) [ACDBUC0230-HF](#) [SDM1U100S1F-7](#) [MBR10200CTF-G1](#) [CDLL5712](#)