



## FEATURES

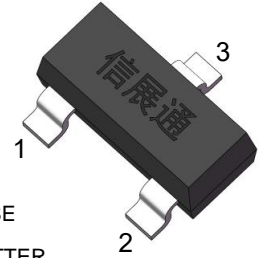
- Epitaxial planar die construction
- Switching Transistor

Marking: 2T

MAXIMUM RATINGS ( $T_a=25^\circ\text{C}$  unless otherwise noted)

Symbol	Parameter	Value	Unit
$V_{CBO}$	Collector-Base Voltage	-40	V
$V_{CEO}$	Collector-Emitter Voltage	-40	V
$V_{EBO}$	Emitter-Base Voltage	-5	V
$I_C$	Collector Current	-600	mA
$P_C$	Collector Power Dissipation	300	mW
$R_{\theta JA}$	Thermal Resistance From Junction To Ambient	417	$^\circ\text{C}/\text{W}$
$T_j, T_{stg}$	Operation Junction and Storage Temperature Range	-55~+150	$^\circ\text{C}$

## SOT-23



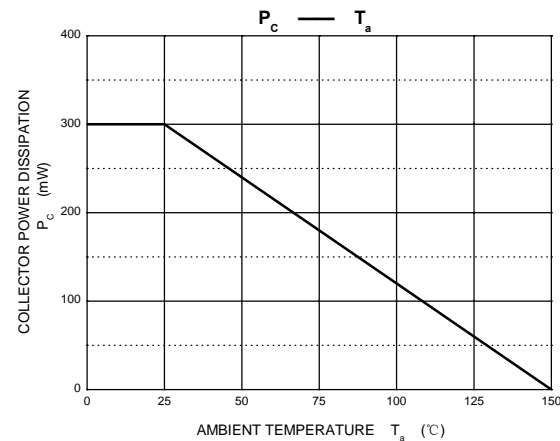
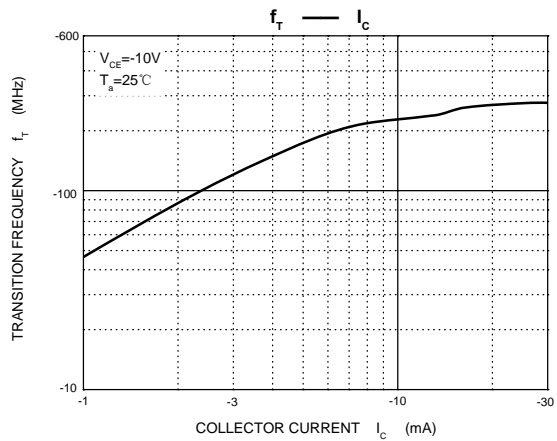
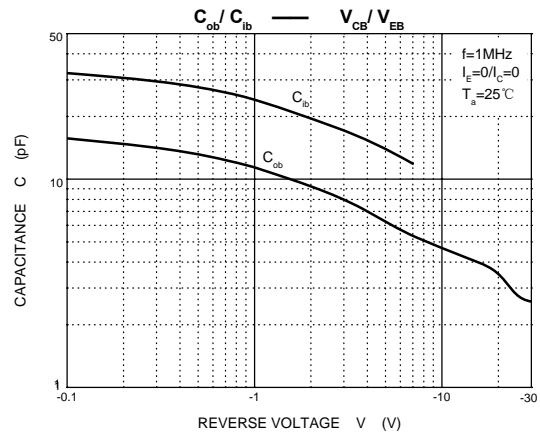
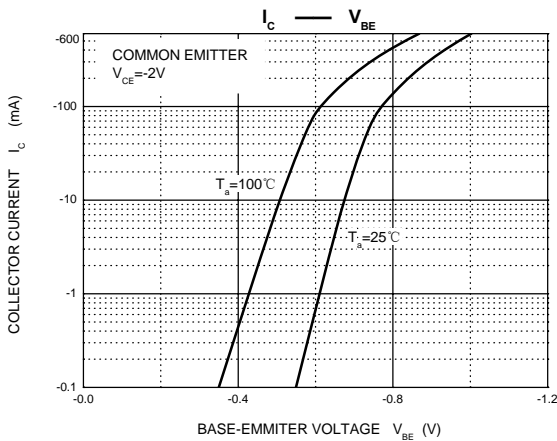
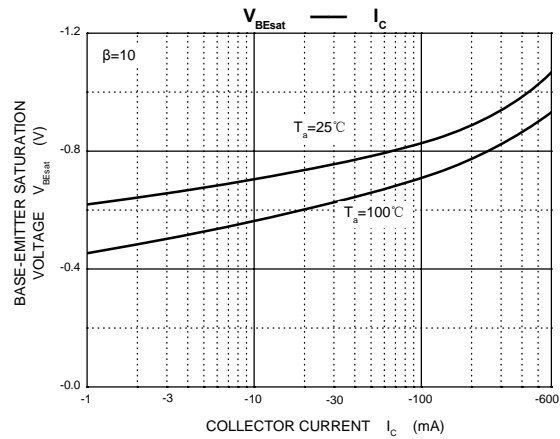
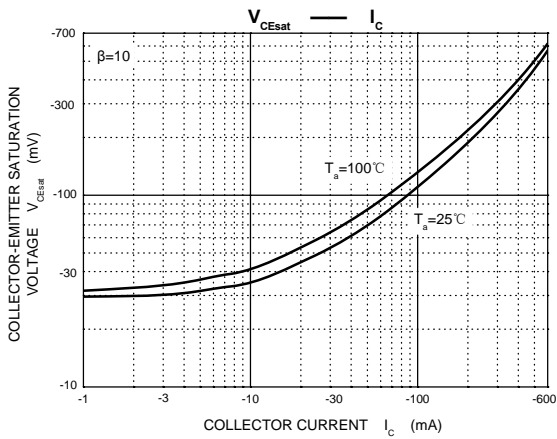
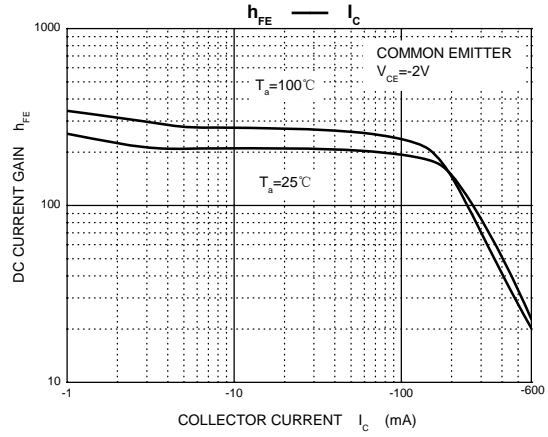
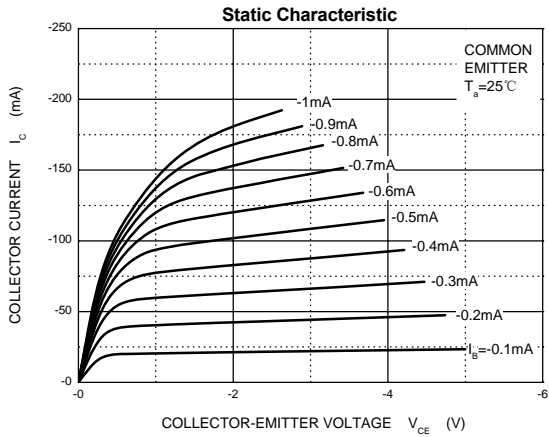
1. BASE
2. EMITTER
3. COLLECTOR

ELECTRICAL CHARACTERISTICS ( $T_a=25^\circ\text{C}$  unless otherwise specified)

Parameter	Symbol	Test Conditions	Min	Typ	Max	Unit
Collector-base breakdown voltage	$V_{(BR)CBO}$	$I_C=-100\ \mu\text{A}, I_E=0$	-40			V
Collector-emitter breakdown voltage	$V_{(BR)CEO}$	$I_C=-1\text{mA}, I_B=0$	-40			V
Emitter-base breakdown voltage	$V_{(BR)EBO}$	$I_E=-100\ \mu\text{A}, I_C=0$	-5			V
Collector cut-off current	$I_{CBO}$	$V_{CB}=-35\text{V}, I_E=0$			-0.1	$\mu\text{A}$
Collector cut-off current	$I_{CEX}$	$V_{CE}=-35\text{V}, V_{BE}=0.4\text{V}$			-0.1	$\mu\text{A}$
Emitter cut-off current	$I_{EBO}$	$V_{EB}=-4\text{V}, I_C=0$			-0.1	$\mu\text{A}$
DC current gain	$h_{FE1}$	$V_{CE}=-1\text{V}, I_C=-0.1\text{mA}$	HD			
	$h_{FE2}$	$V_{CE}=-1\text{V}, I_C=-1\text{mA}$	$\hat{I}0$			
	$h_{FE3}$	$V_{CE}=-1\text{V}, I_C=-10\text{mA}$	F $\in$ 0			
	$h_{FE4}$	$V_{CE}=-2\text{V}, I_C=-150\text{mA}$	100		300	
	$h_{FE5}$	$V_{CE}=-2\text{V}, I_C=-500\text{mA}$	G0			
Collector-emitter saturation voltage	$V_{CE(sat)}$	$I_C=-150\text{mA}, I_B=-15\text{mA}$			-0.4	V
		$I_C=-500\text{mA}, I_B=-50\text{mA}$			-0.75	V
Base-emitter saturation voltage	$V_{BE(sat)}$	$I_C=-150\text{mA}, I_B=-15\text{mA}$			-0.95	V
		$I_C=-500\text{mA}, I_B=-50\text{mA}$			-1.3	V
Transition frequency	$f_T$	$V_{CE}=-10\text{V}, I_C=-20\text{mA}, f=100\text{MHz}$	200			MHz
Delay time	$t_d$	$V_{CC}=-30\text{V}, V_{BE(off)}=-0.5\text{V}$			15	$\mu\text{s}$
Rise time	$t_r$	$I_C=-150\text{mA}, I_{B1}=-15\text{mA}$			20	$\mu\text{s}$
Storage time	$t_s$	$V_{CC}=-30\text{V}, I_C=-150\text{mA}$			225	$\mu\text{s}$
Fall time	$t_f$	$I_{B1}=I_{B2}=-15\text{mA}$			$\hat{I}0$	$\mu\text{s}$

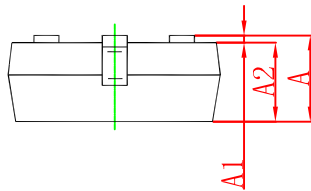
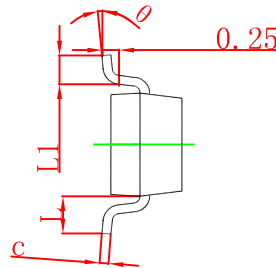
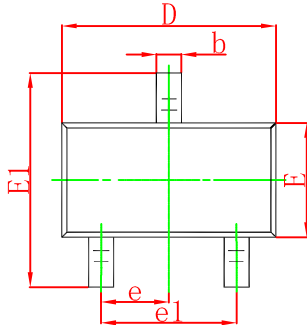


Typical Characteristics



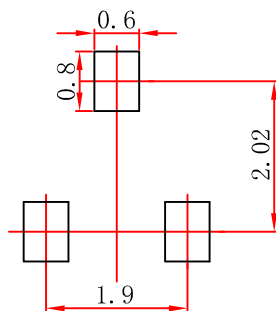


### SOT-23 Package Outline Dimensions



Symbol	Dimensions In Millimeters		Dimensions In Inches	
	Min	Max	Min	Max
A	0.900	1.150	0.035	0.045
A1	0.000	0.100	0.000	0.004
A2	0.900	1.050	0.035	0.041
b	0.300	0.500	0.012	0.020
c	0.080	0.150	0.003	0.006
D	2.800	3.000	0.110	0.118
E	1.200	1.400	0.047	0.055
E1	2.250	2.550	0.089	0.100
e	0.950 TYP		0.037 TYP	
e1	1.800	2.000	0.071	0.079
L	0.550 REF		0.022 REF	
L1	0.300	0.500	0.012	0.020
θ	0°	8°	0°	8°

### SOT-23 Suggested Pad Layout



Note:

1. Controlling dimension: in millimeters.
2. General tolerance: ± 0.05mm.
3. The pad layout is for reference purposes only.

## X-ON Electronics

Largest Supplier of Electrical and Electronic Components

*Click to view similar products for [Bipolar Transistors - BJT category](#):*

*Click to view products by [XZT manufacturer](#):*

Other Similar products are found below :

[BC559C](#) [MCH4017-TL-H](#) [MMBT-2369-TR](#) [BC546/116](#) [NJVMJD148T4G](#) [NTE16](#) [NTE195A](#) [IMX9T110](#) [2N4401-A](#) [2N6728](#) [2SA1419T-TD-H](#) [2SB1204S-TL-E](#) [2SC5488A-TL-H](#) [FMC5AT148](#) [2N2369ADCSM](#) [2N2907A](#) [2N3904-NS](#) [2N5769](#) [2SC4618TLN](#) [CPH6501-TL-E](#) [BC856BW-13-F](#) [US6T6TR](#) [BAX18/A52R](#) [BC556/112](#) [IMZ2AT108](#) [MMST8098T146](#) [MCH6102-TL-E](#) [BC846B-13-F](#) [2N3879](#) [30A02MH-TL-E](#) [NTE13](#) [NTE282](#) [NTE323](#) [NTE350](#) [NTE81](#) [JANTX2N2920L](#) [JANSR2N2907AUB](#) [CMLT3946EG TR](#) [SNSS40600CF8T1G](#) [CMLT3906EG TR](#) [GRP-DATA-JANS2N2907AUB](#) [GRP-DATA-JANS2N2222AUA](#) [MMDT3946FL3-7](#) [2N4240](#) [JANS2N3019](#) [MSB30KH-13](#) [2N2221AUB](#) [2SD1815T-TL-E](#) [2N6678](#) [2N2907Ae4](#)