



FEATURES

- Low Forward Voltage Drop
- Guard Ring Construction for Transient Protection
- Negligible Reverse Recovery Time
- Low Capacitance

MARKING:

SD103AW	SD103BW	SD103CW

MAXIMUM RATINGS ($T_a=25^\circ\text{C}$ unless otherwise noted)

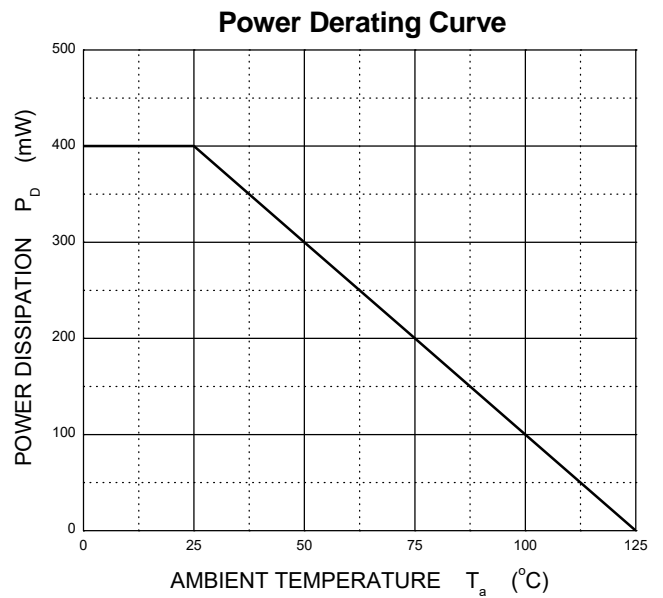
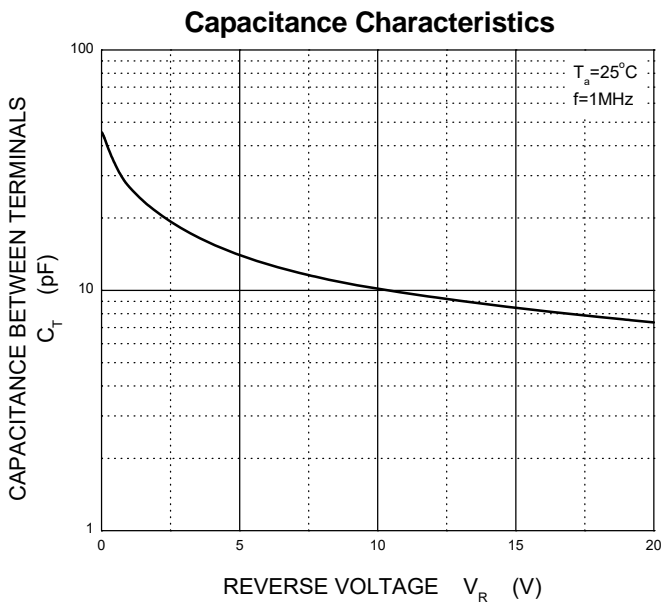
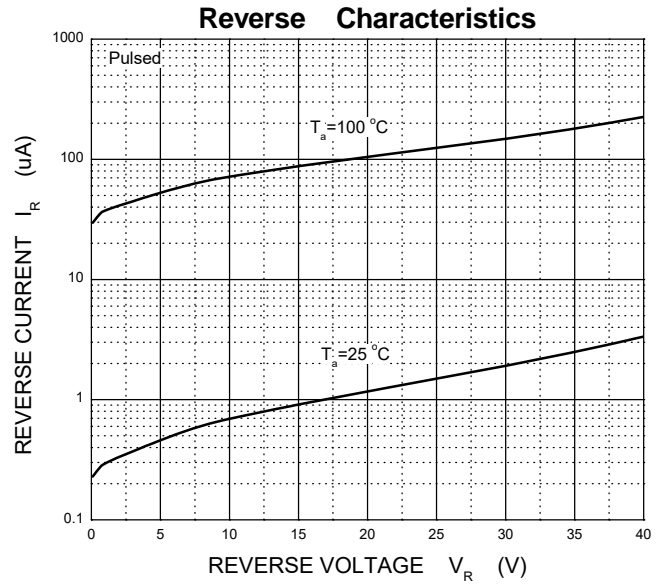
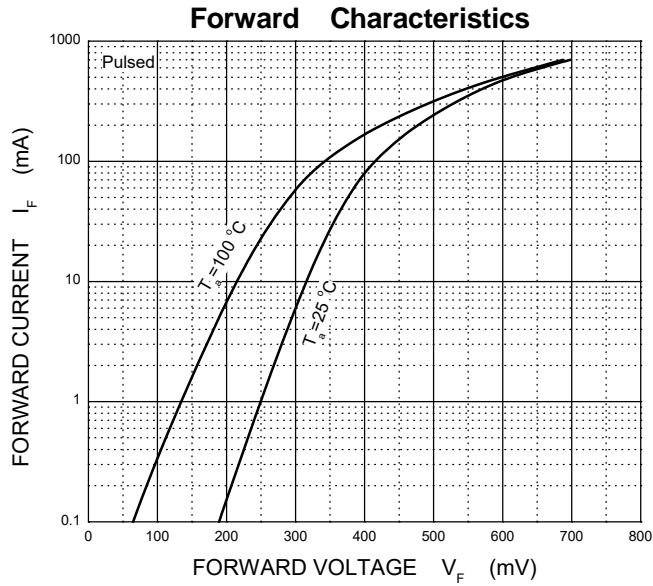
Symbol	Parameter	Value			Unit
		SD103AW	SD103BW	SD103CW	
V_{RRM}	Peak Repetitive Reverse Voltage	40	30	20	V
V_{RWM}	Working Peak Reverse Voltage				
$V_{R(RMS)}$	RMS Reverse Voltage	28	21	14	V
I_{FM}	Forward Continuous Current	350			mA
I_{FSM}	Non-repetitive Peak Forward Surge Current@t= 8.3ms	2			A
P_D	Power Dissipation	400			mW
$R_{\theta JA}$	Thermal Resistance from Junction to Ambient	250			$^\circ\text{C}/\text{W}$
T_j	Operating Junction Temperature Range	-40 ~ +125			$^\circ\text{C}$
T_{stg}	Storage Temperature Range	-55 ~ +150			$^\circ\text{C}$

ELECTRICAL CHARACTERISTICS($T_a=25^\circ\text{C}$ unless otherwise specified)

Parameter	Symbol	Test conditions	Min	Typ	Max	Unit
Reverse voltage	$V_{(BR)}$	$I_R=100\mu\text{A}$ SD103AW	40			V
		SD103BW	30			
		SD103CW	20			
Reverse current	I_R	$V_R=30\text{V}$ SD103AW			5	μA
		$V_R=20\text{V}$ SD103BW				
		$V_R=10\text{V}$ SD103CW				
Forward voltage	V_F	$I_F=20\text{mA}$			0.37	V
		$I_F=200\text{mA}$			0.6	
Total capacitance	C_{tot}	$V_R=0\text{V}, f=1\text{MHz}$		50		pF
Reverse recovery time	t_{rr}	$I_F= I_R=200\text{mA}, I_{rr}=0.1 \times I_R, R_L=100\Omega$		10		ns

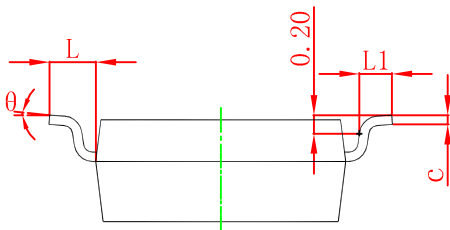
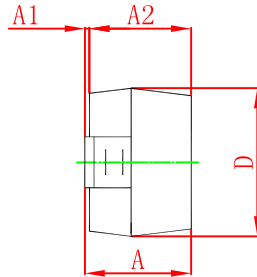
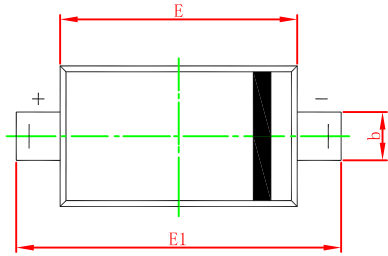


Typical Characteristics



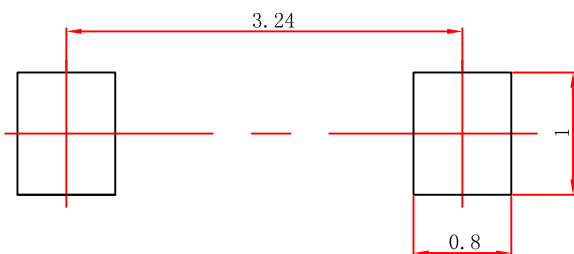


SOD-123 Package Outline Dimensions



Symbol	Dimensions In Millimeters		Dimensions In Inches	
	Min	Max	Min	Max
A	1.050	1.250	0.041	0.049
A1	0.000	0.100	0.000	0.004
A2	1.050	1.150	0.041	0.045
b	0.450	0.650	0.018	0.026
c	0.080	0.150	0.003	0.006
D	1.500	1.700	0.059	0.067
E	2.600	2.800	0.102	0.110
E1	3.550	3.850	0.140	0.152
L	0.500 REF		0.020 REF	
L1	0.250	0.450	0.010	0.018
θ	0°	8°	0°	8°

SOD-123 Suggested Pad Layout



Note:

- 1. Controlling dimension: in millimeters.
- 2. General tolerance: ± 0.05mm.
- 3. The pad layout is for reference purposes only.

X-ON Electronics

Largest Supplier of Electrical and Electronic Components

Click to view similar products for [Schottky Diodes & Rectifiers](#) category:

Click to view products by [XZT](#) manufacturer:

Other Similar products are found below :

[MA4E2039](#) [MMBD301M3T5G](#) [HFA35HB60C](#) [RB160M-50TR](#) [D83C](#) [BAS16E6433HTMA1](#) [BAS 3010S-02LRH](#) [E6327](#) [BAT 54-02LRH](#)
[E6327](#) [NRVBAF360T3G](#) [NSR05F40QNXT5G](#) [NTE555](#) [JANS1N6640](#) [SS3003CH-TL-E](#) [GA01SHT18](#) [CRS10I30A\(TE85L,QM](#)
[MBRA140TRPBF](#) [MBRB30H30CT-1G](#) [BAT 15-04R](#) [E6152](#) [JANTX1N5712-1](#) [DMJ3940-000](#) [SB007-03C-TB-E](#) [NRVBB20100CTT4G](#)
[NRVBM120LT1G](#) [NTSB30U100CT-1G](#) [CRG04\(T5L,TEMQ\)](#) [ACDBA1100LR-HF](#) [ACDBA1200-HF](#) [ACDBA240-HF](#) [ACDBA3100-HF](#)
[CDBQC0530L-HF](#) [ACDBA260LR-HF](#) [ACDBA1100-HF](#) [10BQ015-M3/5BT](#) [NRVBM120ET1G](#) [VSSB410S-M3/5BT](#) [1N5819T-G](#)
[PDS1040Q-13](#) [B160BQ-13-F](#) [SDM05U20CSP-7](#) [BAS 70-07](#) [E6433](#) [B140S1F-7](#) [HSM560Je3/TR13](#) [DDB2265-000](#) [ZHCS506QTA](#)
[HSM190Je3/TR13](#) [B330AF-13](#) [ACDBUC0230-HF](#) [SDM1U100S1F-7](#) [MBR10200CTF-G1](#) [CDLL5712](#)