

# DATA SHEET

## TRANSIENT VOLTAGE SUPPRESSORS

### AC/DC POWER SUPPLY

1.5SMC series

RoHS compliant & Halogen free



Product specification— November 20, 2022 V.5



## Transient Voltage Suppressors (TVS) Data Sheet

### Features

- For surface mounted applications in order to optimize board space
- Low profile package
- Built-in strain relief
- Glass passivated junction
- Low inductance
- Excellent clamping capability
- 1500W peak pulse power capability at 10/1000 $\mu$ s waveform, repetition rate (duty cycle): 0.01%
- Fast response time
- Typical IR less than 1 $\mu$ A above 12V
- High Temperature soldering: 260 $^{\circ}$ C/10 seconds at terminals
- Plastic package has underwriters laboratory flammability 94V-0
- Meets MSL level 1, per J-STD-020
- Safety certification: UL
- IEC61000-4-2 ESD 30KV Air, 30KV contact compliance



### Mechanical Data

- Case: JEDEC DO-214AB. Molded plastic over glass passivated junction
- Terminal: Tin plated, solderable per MIL-STD-750, Method 2026
- Polarity: Color band denotes cathode except bi-directional models
- Standard Packaging: 16mm tape (EIA STD RS-481)
- Weight: 0.26g

### Applications

- I/O interface
- AC/DC power supply
- Low frequency signal transmission line (RS232, RS485, etc.)

### Maximum Ratings and Characteristics

Ratings at 25 $^{\circ}$ C ambient temperature unless otherwise specified.

| Rating  | Symbol                             | Value        | Units          |
|---|------------------------------------|--------------|----------------|
| Peak pulse power dissipation at 10/1000 $\mu$ s waveform (Note1, Note2, Fig.1)                                    | P <sub>PPM</sub>                   | Minimum 1500 | Watts          |
| Peak pulse current of at 10/1000 $\mu$ s waveform (Note 1, Fig.3)   | I <sub>PPM</sub>                   | See Table    | Amps           |
| Steady state power dissipation at T <sub>A</sub> =50 $^{\circ}$ C (Fig.5)   | P <sub>M(AV)</sub>                 | 6.5          | Watts          |
| Peak forward surge current, 8.3ms single half sine-wave superimposed on rated load, (JEDEC Method) (Note3, Fig.6) | I <sub>FSM</sub>                   | 200          | Amps           |
| Operating junction and Storage Temperature Range.   | T <sub>J</sub> , T <sub>STG</sub>  | -55 to +150  | $^{\circ}$ C   |
| Typical thermal resistance junction to lead   | R <sub><math>\theta</math>JL</sub> | 15           | $^{\circ}$ C/W |
| Typical thermal resistance junction to ambient  | R <sub><math>\theta</math>JA</sub> | 75           | $^{\circ}$ C/W |

Notes: 1. Non-repetitive current pulse, per Fig.3 and derated above T<sub>A</sub>=25 $^{\circ}$ C per Fig.2.

2. Mounted on 8.0mm $\times$ 8.0mm copper pads to each terminal.

3. 8.3ms single half sine-wave, or equivalent square wave, duty cycle=4 pulses per minutes maximum.

**Dimensions (SMC/DO-214AB)**

| <p>Product:</p> <p>Pad:</p> | Symbol | Millimeters |       | Inches |       |
|-----------------------------|--------|-------------|-------|--------|-------|
|                             |        | Min.        | Max.  | Min.   | Max.  |
|                             | L      | 6.60        | 7.11  | 0.260  | 0.280 |
|                             | D      | 5.59        | 6.22  | 0.220  | 0.245 |
|                             | D1     | 2.90        | 3.20  | 0.114  | 0.126 |
|                             | T      | 7.75        | 8.13  | 0.305  | 0.320 |
|                             | T1     | 0.76        | 1.52  | 0.030  | 0.060 |
|                             | d      | -           | 0.203 | -      | 0.008 |
|                             | H      | 2.20        | 2.80  | 0.087  | 0.110 |
|                             | H1     | 2.06        | 2.62  | 0.079  | 0.103 |

**Electrical Characteristics (T<sub>A</sub>=25°C)**

| Part Number  |               | Device Marking Code |      | Reverse Stand-Off Voltage | Breakdown Voltage @I <sub>T</sub> | Test Current        | Maximum Clamping Voltage @I <sub>PP</sub> | Peak Pulse Current  | Reverse Leakage @V <sub>RWM</sub> |
|--------------|---------------|---------------------|------|---------------------------|-----------------------------------|---------------------|---|---------------------|-----------------------------------|
| Unidirection | Bidirectional | UNI                 | BI   | V <sub>RWM</sub> (V)      | V <sub>BR</sub> (V)               | I <sub>T</sub> (mA) | V <sub>C</sub> (V)                        | I <sub>PP</sub> (A) | I <sub>R</sub> (μA)               |
| 1.5SMC6.8A   | 1.5SMC6.8CA   | 6V8A                | 6V8C | 5.80                      | 6.45~7.14                         | 10                  | 10.5                                      | 144.8               | 1000                              |
| 1.5SMC7.5A   | 1.5SMC7.5CA   | 7V5A                | 7V5C | 6.40                      | 7.13~7.88                         | 10                  | 11.3                                      | 134.5               | 500                               |
| 1.5SMC8.2A   | 1.5SMC8.2CA   | 8V2A                | 8V2C | 7.02                      | 7.79~8.61                         | 10                  | 12.1                                      | 125.6               | 200                               |
| 1.5SMC9.1A   | 1.5SMC9.1CA   | 9V1A                | 9V1C | 7.78                      | 8.65~9.55                         | 1                   | 13.4                                      | 113.4               | 50                                |
| 1.5SMC10A    | 1.5SMC10CA    | 10A                 | 10C  | 8.55                      | 9.50~10.50                        | 1                   | 14.5                                      | 104.8               | 10                                |
| 1.5SMC11A    | 1.5SMC11CA    | 11A                 | 11C  | 9.40                      | 10.50~11.60                       | 1                   | 15.6                                      | 97.4                | 5                                 |
| 1.5SMC12A    | 1.5SMC12CA    | 12A                 | 12C  | 10.20                     | 11.40~12.60                       | 1                   | 16.7                                      | 91.0                | 5                                 |
| 1.5SMC13A    | 1.5SMC13CA    | 13A                 | 13C  | 11.10                     | 12.40~13.70                       | 1                   | 18.2                                      | 83.5                | 1                                 |
| 1.5SMC15A    | 1.5SMC15CA    | 15A                 | 15C  | 12.80                     | 14.30~15.80                       | 1                   | 21.2                                      | 71.7                | 1                                 |
| 1.5SMC16A    | 1.5SMC16CA    | 16A                 | 16C  | 13.60                     | 15.20~16.80                       | 1                   | 22.5                                      | 67.6                | 1                                 |
| 1.5SMC18A    | 1.5SMC18CA    | 18A                 | 18C  | 15.30                     | 17.10~18.90                       | 1                   | 25.2                                      | 60.3                | 1                                 |
| 1.5SMC20A    | 1.5SMC20CA    | 20A                 | 20C  | 17.10                     | 19.00~21.00                       | 1                   | 27.7                                      | 54.9                | 1                                 |
| 1.5SMC22A    | 1.5SMC22CA    | 22A                 | 22C  | 18.80                     | 20.90~23.10                       | 1                   | 30.6                                      | 49.7                | 1                                 |
| 1.5SMC24A    | 1.5SMC24CA    | 24A                 | 24C  | 20.50                     | 22.80~25.20                       | 1                   | 33.2                                      | 45.8                | 1                                 |

**Transient Voltage Suppressors** | 1.5SMC

| Part Number    |               | Device Marking Code |      | Reverse Stand-Off Voltage | Breakdown Voltage @I <sub>T</sub> | Test Current        | Maximum Clamping Voltage @I <sub>PP</sub> | Peak Pulse Current  | Reverse Leakage @V <sub>RWM</sub> |
|----------------|---------------|---------------------|------|---------------------------|-----------------------------------|---------------------|---|---------------------|-----------------------------------|
| Unidirectional | Bidirectional | UNI                 | BI   | V <sub>RWM</sub> (V)      | V <sub>BR</sub> (V)               | I <sub>T</sub> (mA) | V <sub>C</sub> (V)                        | I <sub>PP</sub> (A) | I <sub>R</sub> (μA)               |
| 1.5SMC27A      | 1.5SMC27CA    | 27A                 | 27C  | 23.10                     | 25.70~28.40                       | 1                   | 37.5                                      | 40.5                | 1                                 |
| 1.5SMC30A      | 1.5SMC30CA    | 30A                 | 30C  | 25.60                     | 28.50~31.50                       | 1                   | 41.4                                      | 36.7                | 1                                 |
| 1.5SMC33A      | 1.5SMC33CA    | 33A                 | 33C  | 28.20                     | 31.40~34.70                       | 1                   | 45.7                                      | 33.3                | 1                                 |
| 1.5SMC36A      | 1.5SMC36CA    | 36A                 | 36C  | 30.80                     | 34.20~37.80                       | 1                   | 49.9                                      | 30.5                | 1                                 |
| 1.5SMC39A      | 1.5SMC39CA    | 39A                 | 39C  | 33.30                     | 37.10~41.00                       | 1                   | 53.9                                      | 28.2                | 1                                 |
| 1.5SMC43A      | 1.5SMC43CA    | 43A                 | 43C  | 36.80                     | 40.90~45.20                       | 1                   | 59.3                                      | 25.6                | 1                                 |
| 1.5SMC47A      | 1.5SMC47CA    | 47A                 | 47C  | 40.20                     | 44.70~49.40                       | 1                   | 64.8                                      | 23.5                | 1                                 |
| 1.5SMC51A      | 1.5SMC51CA    | 51A                 | 51C  | 43.60                     | 48.50~53.60                       | 1                   | 70.1                                      | 21.7                | 1                                 |
| 1.5SMC56A      | 1.5SMC56CA    | 56A                 | 56C  | 47.80                     | 53.20~58.80                       | 1                   | 77.0                                      | 19.7                | 1                                 |
| 1.5SMC62A      | 1.5SMC62CA    | 62A                 | 62C  | 53.00                     | 58.90~65.10                       | 1                   | 85.0                                      | 17.9                | 1                                 |
| 1.5SMC68A      | 1.5SMC68CA    | 68A                 | 68C  | 58.10                     | 64.60~71.40                       | 1                   | 92.0                                      | 16.5                | 1                                 |
| 1.5SMC75A      | 1.5SMC75CA    | 75A                 | 75C  | 64.10                     | 71.30~78.80                       | 1                   | 103.0                                     | 14.8                | 1                                 |
| 1.5SMC82A      | 1.5SMC82CA    | 82A                 | 82C  | 70.10                     | 77.90~86.10                       | 1                   | 113.0                                     | 13.5                | 1                                 |
| 1.5SMC91A      | 1.5SMC91CA    | 91A                 | 91C  | 77.80                     | 86.50~95.50                       | 1                   | 125.0                                     | 12.2                | 1                                 |
| 1.5SMC100A     | 1.5SMC100CA   | 100A                | 100C | 85.50                     | 95.00~105.00                      | 1                   | 137.0                                     | 11.1                | 1                                 |
| 1.5SMC110A     | 1.5SMC110CA   | 110A                | 110C | 94.00                     | 105.00~116.00                     | 1                   | 152.0                                     | 10.0                | 1                                 |
| 1.5SMC120A     | 1.5SMC120CA   | 120A                | 120C | 102.00                    | 114.00~126.00                     | 1                   | 165.0                                     | 9.2                 | 1                                 |
| 1.5SMC130A     | 1.5SMC130CA   | 130A                | 130C | 111.00                    | 124.00~137.0                      | 1                   | 179.0                                     | 8.5                 | 1                                 |
| 1.5SMC150A     | 1.5SMC150CA   | 150A                | 150C | 128.00                    | 143.00~158.0                      | 1                   | 207.0                                     | 7.3                 | 1                                 |
| 1.5SMC160A     | 1.5SMC160CA   | 160A                | 160C | 136.00                    | 152.00~168.0                      | 1                   | 219.0                                     | 6.9                 | 1                                 |
| 1.5SMC170A     | 1.5SMC170CA   | 170A                | 170C | 145.00                    | 162.00~179.0                      | 1                   | 234.0                                     | 6.5                 | 1                                 |
| 1.5SMC180A     | 1.5SMC180CA   | 180A                | 180C | 154.00                    | 171.00~189.0                      | 1                   | 246.0                                     | 6.2                 | 1                                 |
| 1.5SMC200A     | 1.5SMC200CA   | 200A                | 200C | 171.00                    | 190.00~210.0                      | 1                   | 274.0                                     | 5.5                 | 1                                 |
| 1.5SMC220A     | 1.5SMC220CA   | 220A                | 220C | 185.00                    | 209.00~231.0                      | 1                   | 328.0                                     | 4.6                 | 1                                 |
| 1.5SMC250A     | 1.5SMC250CA   | 250A                | 250C | 214.00                    | 237.00~263.0                      | 1                   | 344.0                                     | 4.4                 | 1                                 |
| 1.5SMC300A     | 1.5SMC300CA   | 300A                | 300C | 256.00                    | 285.00~315.0                      | 1                   | 414.0                                     | 3.7                 | 1                                 |
| 1.5SMC350A     | 1.5SMC350CA   | 350A                | 350C | 300.00                    | 332.00~368.0                      | 1                   | 482.0                                     | 3.2                 | 1                                 |
| 1.5SMC400A     | 1.5SMC400CA   | 400A                | 400C | 342.00                    | 380.00~420.0                      | 1                   | 548.0                                     | 2.8                 | 1                                 |
| 1.5SMC440A     | 1.5SMC440CA   | 440A                | 440C | 376.00                    | 418.00~462.0                      | 1                   | 602.0                                     | 2.5                 | 1                                 |
| 1.5SMC480A     | 1.5SMC480CA   | 480A                | 480C | 408.00                    | 456.00~504.0                      | 1                   | 658.0                                     | 2.3                 | 1                                 |
| 1.5SMC510A     | 1.5SMC510CA   | 510A                | 510C | 434.00                    | 485.00~535.0                      | 1                   | 698.0                                     | 2.1                 | 1                                 |
| 1.5SMC530A     | 1.5SMC530CA   | 530A                | 530C | 450.00                    | 503.50~556.5                      | 1                   | 725.0                                     | 2.1                 | 1                                 |
| 1.5SMC540A     | 1.5SMC540CA   | 540A                | 540C | 459.00                    | 513.00~567.0                      | 1                   | 740.0                                     | 2.0                 | 1                                 |
| 1.5SMC550A     | 1.5SMC550CA   | 550A                | 550C | 467.00                    | 522.50~577.5                      | 1                   | 760.0                                     | 2.0                 | 1                                 |
| 1.5SMC600A     | 1.5SMC600CA   | 600A                | 600C | 510.00                    | 570.00~630.0                      | 1                   | 828.0                                     | 1.8                 | 1                                 |

Ratings and Characteristic Curves ( $T_A=25^\circ\text{C}$  unless otherwise noted)

Figure 1. Peak Pulse Power Rating Curve

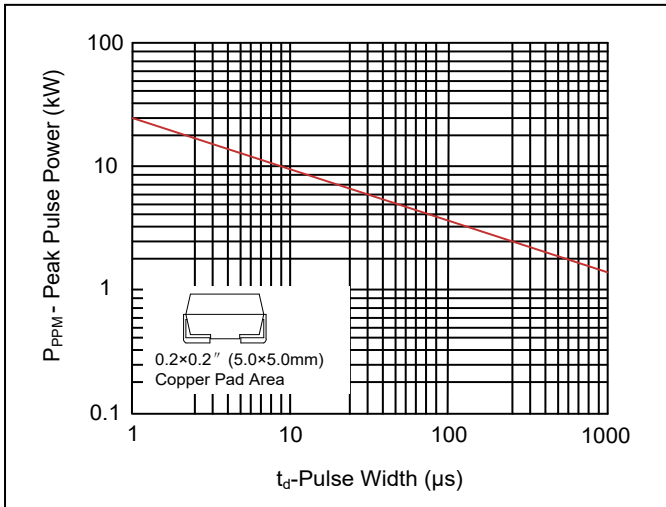


Figure 2. Pulse Derating Curve

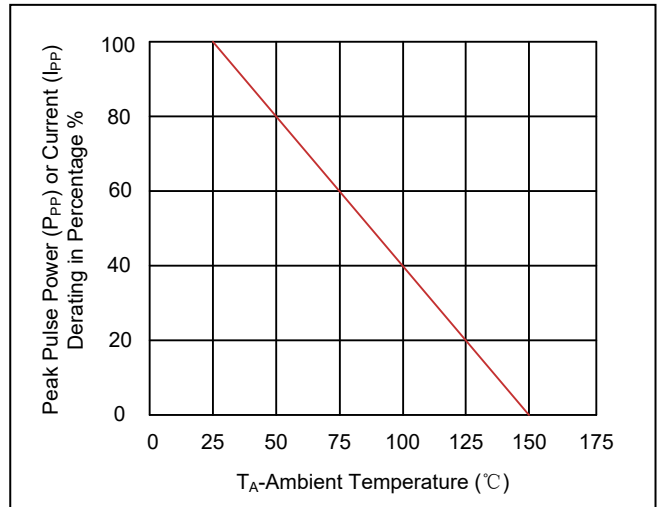


Figure 3. Pulse Waveform

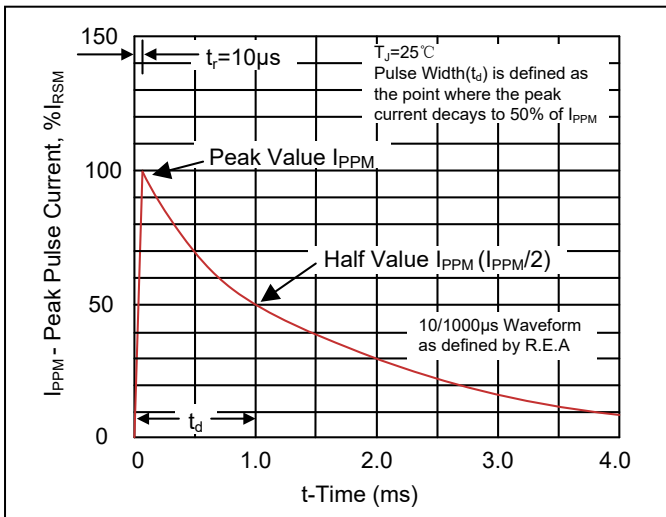


Figure 4. Typical Junction Capacitance

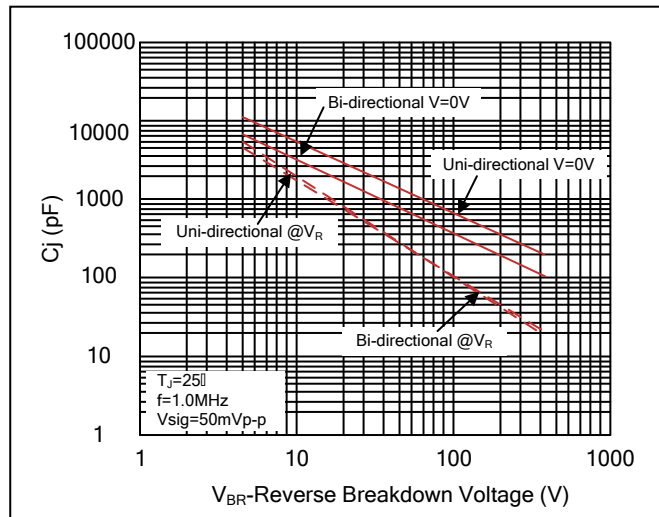


Figure 5. Steady State Power Dissipation Derating Curve

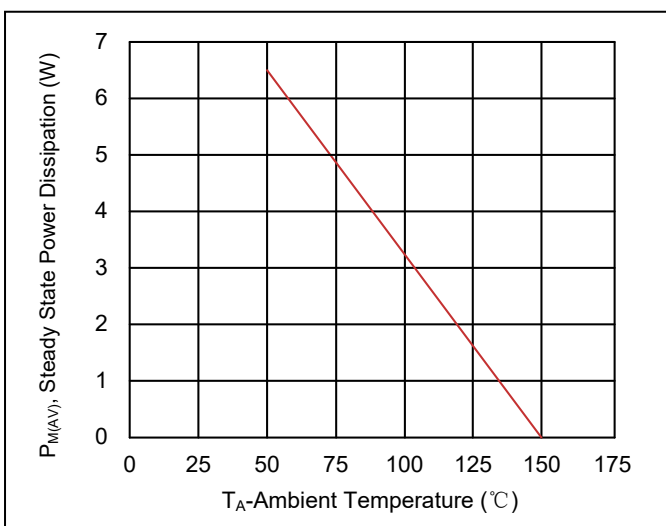
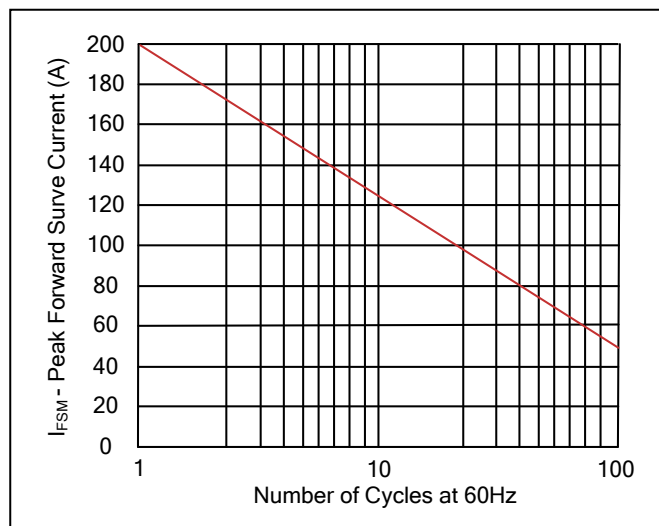
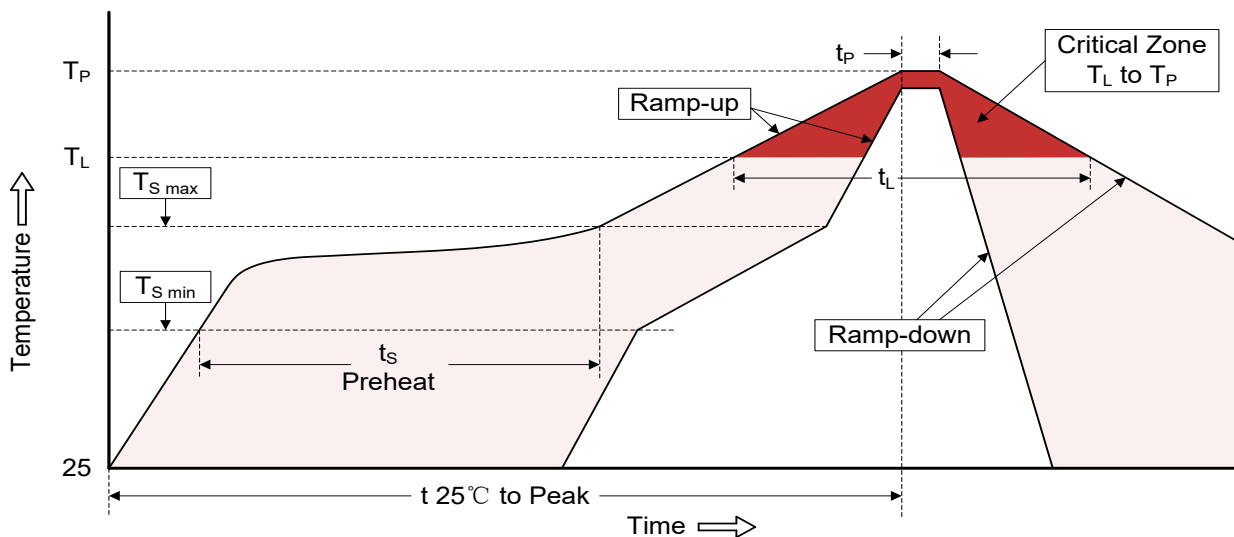


Figure 6. Maximum Non-Repetitive Forward Surge Current Uni-Directional Only



**Recommended Soldering Conditions**

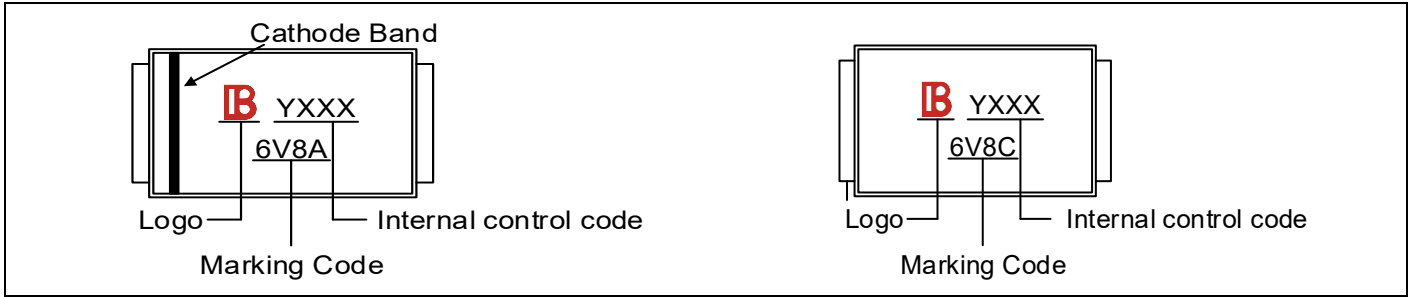
Reflow Soldering



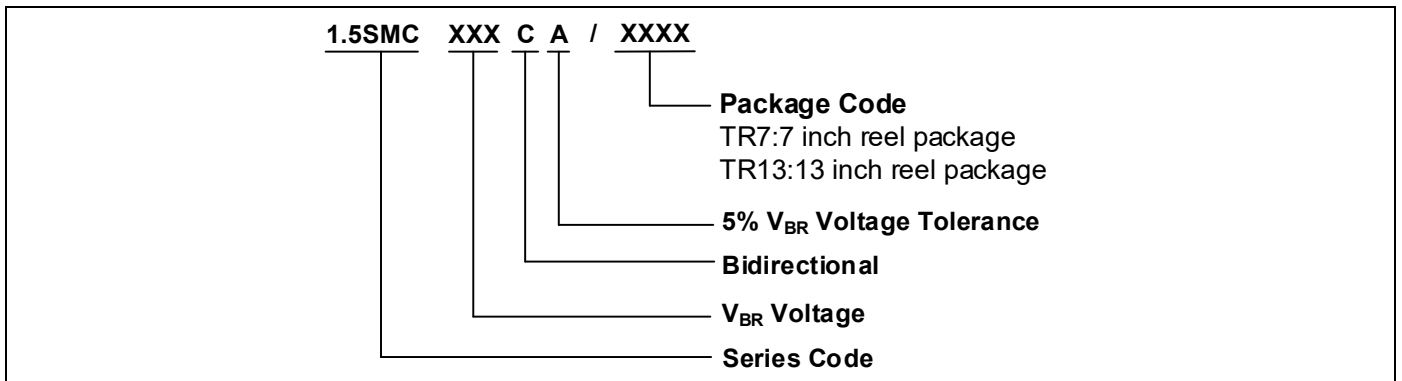
Recommended Conditions

| Profile Feature   | Pb-Free Assembly                 |
|---|----------------------------------|
| Average ramp-up rate ( $T_L$ to $T_P$ )   | 3°C/second max.                  |
| Preheat<br>-Temperature Min ( $T_{S\ min}$ )<br>-Temperature Max ( $T_{S\ max}$ )<br>-Time (min to max) ( $t_s$ ) | 150°C<br>200°C<br>60-180 seconds |
| $T_{S\ max}$ to $T_L$<br>-Ramp-up Rate  | 3°C/second max.                  |
| Time maintained above:<br>-Temperature ( $T_L$ )<br>-Time ( $t_L$ )   | 217°C<br>60-150 seconds          |
| Peak Temperature ( $T_P$ )  | 260°C                            |
| Time within 5°C of actual Peak Temperature ( $t_p$ )  | 20-40 seconds                    |
| Ramp-down Rate  | 6°C/second max.                  |
| Time 25°C to Peak Temperature   | 8 minutes max.                   |

**Marking Code**



**Part Number Code**

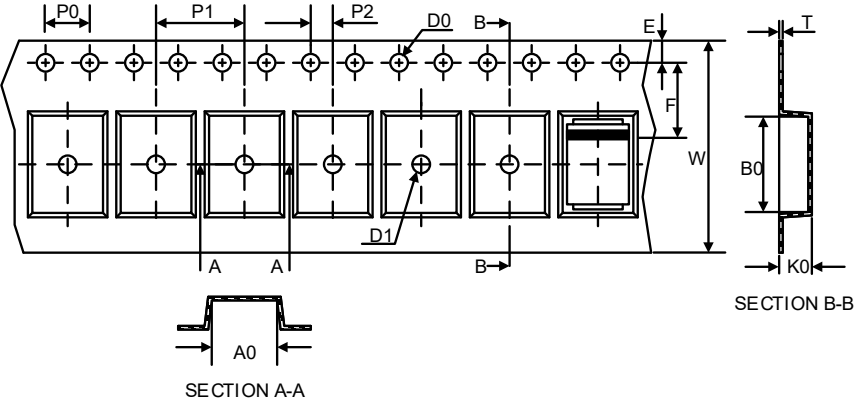
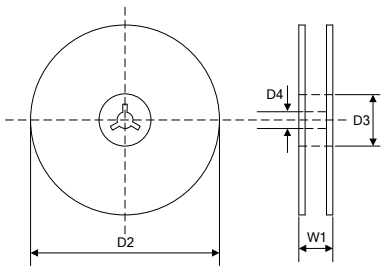
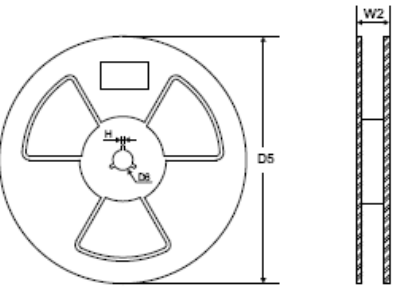


**Ordering Code for Different Package**

7 inch reel package: Add suffix “/TR7” at the end of the part number, such as 1.5SMCXXXCA/TR7

13 inch reel package: Add suffix “/TR13” at the end of the part number, such as 1.5SMCXXXCA/TR13

**Packaging**

| Tape  | Symbol  | Dimension (mm) |
|---|---|----------------|
|                    | W   | 16.00±0.20     |
|   | P0  | 4.00±0.10      |
|   | P1  | 8.00±0.10      |
|   | P2  | 2.00±0.10      |
|   | D0  | Φ1.5±0.10      |
|   | D1  | Φ1.5±0.10      |
|   | E   | 1.75±0.10      |
|   | F   | 7.50±0.10      |
|   | A0  | 6.27±0.10      |
|   | B0  | 8.30±0.10      |
|   | K0  | 3.15±0.15      |
|   | T   | 0.30±0.05      |
|   | <p>7" Reel</p>  | D2             |
| D3  |   | Φ50.0Min.      |
| D4  |   | Φ13.0±0.5      |
| W1  |   | 20.0±2.0       |
| Quantity: 500PCS  |   |                |
| <p>13" Reel</p>  | D5  | Φ330.0±2.0     |
|   | D6  | Φ13.5±0.5      |
|   | H   | 2.5±1.0        |
|   | W2  | 20.0±2.0       |
|   | Quantity: 3000PCS   |                |



## X-ON Electronics

Largest Supplier of Electrical and Electronic Components

*Click to view similar products for [ESD Suppressors / TVS Diodes](#) category:*

*Click to view products by [Yageo](#) manufacturer:*

Other Similar products are found below :

[60KS200C](#) [D18V0L1B2LP-7B](#) [D5V0F4U5P5-7](#) [NTE4902](#) [P4KE27CA](#) [P6KE11CA](#) [P6KE8.2A](#) [JANTX1N6053A](#) [SA110CA](#) [SA60CA](#)  
[SA64CA](#) [SMBJ12CATR](#) [SMBJ33CATR](#) [SMBJ8.0A](#) [ESD105-B1-02EL E6327](#) [ESD112-B1-02EL E6327](#) [ESD5V0L1B02VH6327XTSA1](#)  
[ESD7451N2T5G](#) [19180-510](#) [CPDT-5V0USP-HF](#) [3.0SMCJ33CA-F](#) [3.0SMCJ36A-F](#) [JANTX1N6126A](#) [JANTX1N6465](#) [D3V3Q1B2DLP3-7](#)  
[D55V0M1B2WS-7](#) [DRTR5V0U4SL-7](#) [SCM1293A-04SO](#) [ESD200-B1-CSP0201 E6327](#) [SM12-7](#) [CEN955 W/DATA](#) [VESD12A1A-HD1-](#)  
[GS08](#) [CPDUR5V0R-HF](#) [CPDQC5V0-HF](#) [D1213A-01LP4-7B](#) [ESD101-B1-02EL E6327](#) [5KP100A](#) [5KP15A](#) [5KP18A](#) [5KP48A](#) [5KP90A](#)  
[5KP90CA](#) [ESD3V3D7-TP](#) [ESDAVLC12-1BV2](#) [15KPA36A-LF](#) [NTE4900](#) [P4KE56CA](#) [P4KE68A](#) [P4KE91CATR](#) [P6KE120A](#)