

Gas Discharge Tube (GDT) Data Sheet

Features

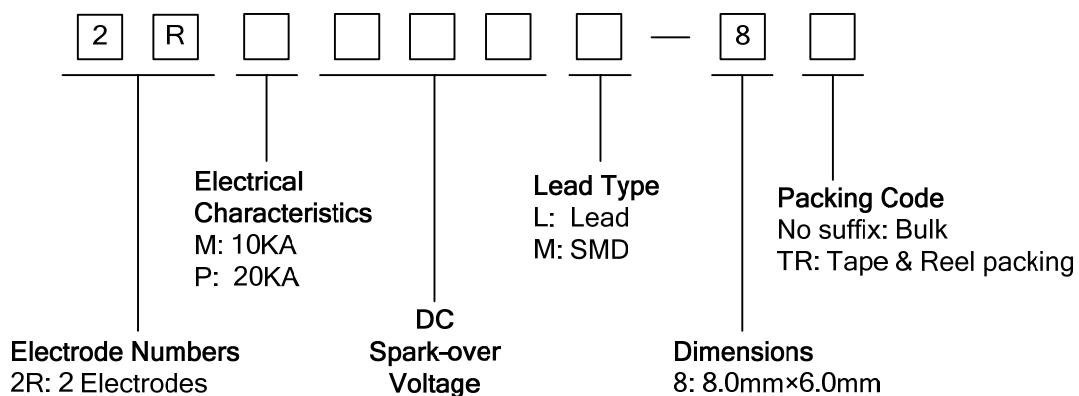
- Provide ultra-fast response to surge voltage from slow-rising surge of 100V/s to rapid-rising surge of 1KV/ μ s.
- Stable breakdown voltage.
- High insulation resistance.
- Low capacitance (≤ 1.5 pF)
- High holdover voltage
- Large absorbing transient current capability.
- Micro-Gap Design
- Size: 8.0mm*6.0mm
- Storage and operating temperature: -40°C ~ +85°C
- Meets MSL level 1, per J-STD-020
- Safety certification: UL: E244458



Applications

- Repeaters, Modems.
- Telephone Interface, Line cards.
- Data communication equipment.
- Line test equipment

Part Number Code



Marking

: BrightKing Logo
 2RM090-8 : Device Marking Code
 YXXX : Date Code

Dimensions

L Type	Symbol	Dimension (mm)	
		Spec.	Tolerance
	D	8.0	+0.3, -0.5
	T	6.0	+0.3, -0.5
	d	0.8	±0.1
	L	30.0	Max.
M Type	D	8.0	+0.3, -0.5
	B	0.5	±0.1

Recommended Pad Size: 6.0 x 8.0 with 1.5 offset.

Electrical Characteristics

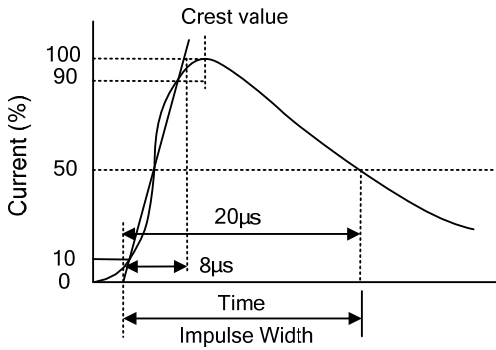
Part Number	DC Spark-over Voltage	Maximum Impulse Spark-over Voltage	Nominal Impulse Discharge Current	Alternating Discharge Current	Impulse Life	Minimum Insulation Resistance		Maximum Capacitance	Device Marking Code	
						Test Voltage	(GΩ)			
						(V)	(pF)			
2RM075L-8	2RM075M-8	75±20%	600	10	10	500	25	1.0	1.5	2RM075-8
2RM090L-8	2RM090M-8	90±20%	600	10	10	500	50	1.0	1.5	2RM090-8
2RM120L-8	2RM120M-8	120±20%	600	10	10	500	50	1.0	1.5	2RM120-8
2RM145L-8	2RM145M-8	145±20%	700	10	10	500	100	1.0	1.5	2RM145-8
2RM150L-8	2RM150M-8	150±20%	700	10	10	500	100	1.0	1.5	2RM150-8
2RM230L-8	2RM230M-8	230±20%	700	10	10	500	100	1.0	1.5	2RM230-8
2RM250L-8	2RM250M-8	250±20%	800	10	10	500	100	1.0	1.5	2RM250-8
2RM300L-8	2RM300M-8	300±20%	900	10	10	500	100	1.0	1.5	2RM300-8
2RM350L-8	2RM350M-8	350±20%	900	10	10	500	100	1.0	1.5	2RM350-8
2RM400L-8	2RM400M-8	400±20%	1000	10	10	500	100	1.0	1.5	2RM400-8
2RM470L-8	2RM470M-8	470±20%	1100	10	10	500	250	1.0	1.5	2RM470-8
2RM600L-8	2RM600M-8	600±20%	1300	10	10	500	250	1.0	1.5	2RM600-8
2RM800L-8	2RM800M-8	800±20%	1500	10	10	500	250	1.0	1.5	2RM800-8
2RP075L-8	2RP075M-8	75±20%	600	20	20	500	25	1.0	1.5	2RP075-8
2RP090L-8	2RP090M-8	90±20%	600	20	20	500	50	1.0	1.5	2RP090-8
2RP120L-8	2RP120M-8	120±20%	600	20	20	500	50	1.0	1.5	2RP120-8
2RP145L-8	2RP145M-8	145±20%	700	20	20	500	100	1.0	1.5	2RP145-8
2RP150L-8	2RP150M-8	150±20%	700	20	20	500	100	1.0	1.5	2RP150-8

Electrical Characteristics

Part Number		DC Spark-over Voltage	Maximum Impulse Spark-over Voltage	Nominal Impulse Discharge Current	Alternating Discharge Current	Impulse Life	Minimum Insulation Resistance		Maximum Capacitance	Device Marking Code
		100V/s	1000V/ μ s	8/20 μ s 10times	50Hz, 1sec	10/1000 μ s 100A	Test Voltage	(G Ω)	1MHz	
		(V)	(V)	(KA)	(A)	(times)	DC(V)		(pF)	
2RP230L-8	2RP230M-8	230 \pm 20%	700	20	20	500	100	1.0	1.5	2RP230-8
2RP250L-8	2RP250M-8	250 \pm 20%	800	20	20	500	100	1.0	1.5	2RP250-8
2RP300L-8	2RP300M-8	300 \pm 20%	900	20	20	500	100	1.0	1.5	2RP300-8
2RP350L-8	2RP350M-8	350 \pm 20%	900	20	20	500	100	1.0	1.5	2RP350-8
2RP400L-8	2RP400M-8	400 \pm 20%	1000	20	20	500	100	1.0	1.5	2RP400-8
2RP470L-8	2RP470M-8	470 \pm 20%	1100	20	20	500	250	1.0	1.5	2RP470-8
2RP600L-8	2RP600M-8	600 \pm 20%	1300	20	20	500	250	1.0	1.5	2RP600-8
2RP800L-8	2RP800M-8	800 \pm 20%	1500	20	20	500	250	1.0	1.5	2RP800-8

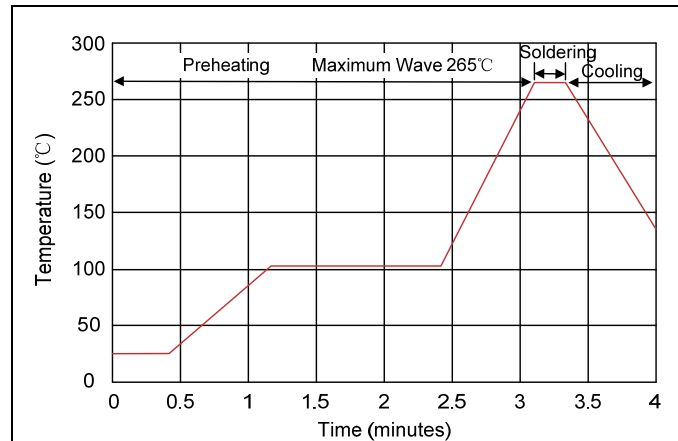
Notes: The surface for 2RXXXXM-8 series products is default for nickel plating, please change to use tin plating if used on PCB boards while soldering, and adding the code "Sn" as suffix of the part number to distinguish.

Electrical Ratings

Items	Test Condition/Description	Requirement
DC Spark-over Voltage	The voltage is measured with voltage ramp $dv/dt=100V/s$.	To meet the specified value
Maximum Impulse Spark-over Voltage	The maximum impulse spark-over voltage is measured with voltage ramp $dv/dt=1000V/\mu s$.	
Impulse Discharge Current	<p>Maximum 8/20μs surge current that can be applied between two electrodes, 5 positive and 5 negative surges, with 3 minutes interval time, without causing the DC spark-over voltage to change more than 25% from its initial value.</p> 	
Alternating Discharge Current	Rated RMS value of AC current at 50Hz, 1 sec. for 10 times with interval time 3 min. DC spark-over voltage shall not change more than $\pm 25\%$ from its initial value. $IR > 10^8$ ohms (-20%, +30% for 70~90V).	
Insulation Resistance	The resistance of gas tube shall be measured between two electrodes.	
Capacitance	The capacitance of gas tube shall be measured between two electrodes. Test frequency: 1MHz	

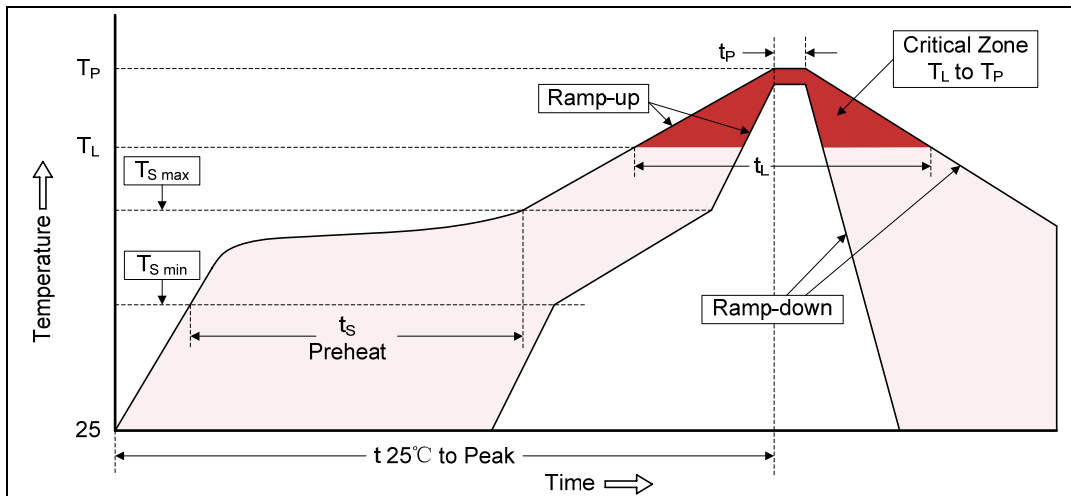
Recommended Soldering Conditions

Wave Soldering



Item	Conditions
Peak Temperature	265°C
Dipping Time	10 seconds
Soldering	1 time

Reflow Soldering



Profile Feature	Pb-Free Assembly
Average ramp-up rate (T_L to T_P)	3°C/second max.
Preheat	
-Temperature Min ($T_{S\ min}$)	150°C
-Temperature Max ($T_{S\ max}$)	200°C
-Time (min to max) (t_s)	60-180 seconds
$T_{S\ max}$ to T_L	
-Ramp-up Rate	3°C/second max.
Time maintained above:	
-Temperature (T_L)	217°C
-Time (t_L)	60-150 seconds
Peak Temperature (T_P)	260°C
Time within 5°C of actual Peak Temperature (t_p)	20-40 seconds
Ramp-down Rate	6°C/second max.
Time 25°C to Peak Temperature	8 minutes max.

Packaging

Axial Packing (Bulk)

Symbol	Dimension (mm)	
	Spec.	Tolerance
A	264.0	±1.0
B	145.0	±1.0
H	6.5	±0.5
Quantity: 100pcs		

Symbol	Dimension (mm)	
	Spec.	Tolerance
A0	270.0	±2.0
B0	150.0	±1.0
H0	50.0	±1.0
Quantity: 500pcs		

Axial Packing (Tape & Reel)

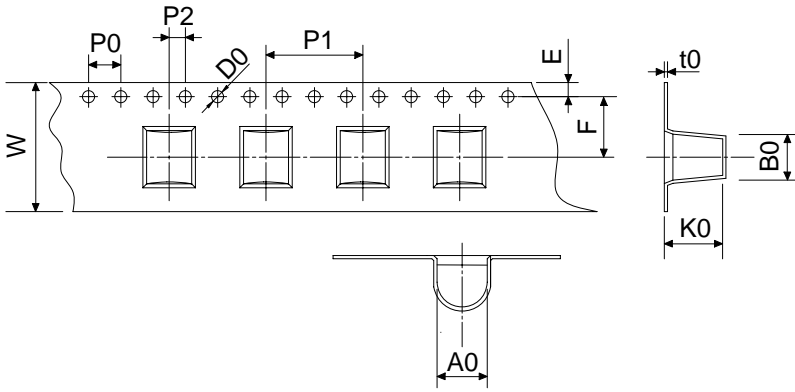
Symbol	Dimension (mm)	
	Spec.	Tolerance
P	10.0	±0.1
W	65.0	±0.1
E	6.0	±0.1
F	26.5	±0.1
d	0.8	±0.05
A1	330.0	±1.0
B1	70.0	±1.0
C1	82.0	±1.0
D	25.0	±0.2
t	2.0	±0.2
Quantity: 500pcs		

Packaging

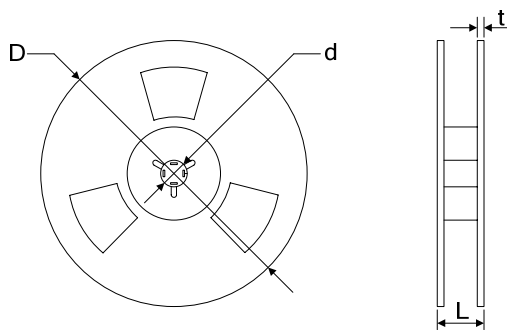
SMD Packing (Tape & Reel)

Symbol	Dimension (mm)	
	Spec.	Tolerance
W	16.00	±0.20
P0	4.00	±0.10
P1	12.00	±0.20
P2	2.00	±0.10
D0	1.55	±0.05
E	1.75	±0.10
F	7.50	±0.10
A0	8.20	±0.10
K0	8.50	±0.10
B0	7.50	±0.10
t0	0.50	±0.10
D	330.00	±1.00
d	13.00	±0.50
L	20.00	±0.50
t	2.00	±0.20
Quantity: 500pcs		

Tape



Reel



X-ON Electronics

Largest Supplier of Electrical and Electronic Components

Click to view similar products for [Gas Discharge Tubes - GDTs / Gas Plasma Arrestors](#) category:

Click to view products by [Yageo](#) manufacturer:

Other Similar products are found below :

[PMT1023004](#) [PMT1025001](#) [PMT1035004](#) [PMT1040004](#) [PMT809006](#) [CG2250](#) [CG2800](#) [CG31.5L](#) [GT-SMD181240012-TR](#) [WPGT-2N145B6L](#) [WPGT-2N230B6L](#) [WPGT-2N470B6L](#) [WPGT-2R470B6L](#) [WPGT-2RM230A6L](#) [WPGT-2RM350A6L](#) [WPGT-2RM70A6L](#) [WPGT-2RM90A6L](#) [WPGT-2S145](#) [WPGT-2S350](#) [WPGT-2S470](#) [WPGT-3R350CF](#) [WPGT-3R350G1](#) [WPGT-3R90G1](#) [WPGT-3R75G1](#) [WPGT-3R470G1](#) [WPGT-3R250C](#) [WPGT-3R230G1](#) [WPGT-2S230](#) [WPGT-2RM470A6L](#) [WPGT-2RM145A6L](#) [WPGT-2R3000B8L](#) [WPGT-2R2700B8L](#) [WPGT-2R1000B8L](#) [WPGT-2N90B6L](#) [WPGT-2N70B6L](#) [WPGT-2N350B6L](#) [WPGT-2N230B6L1](#) [CG90](#) [CG2230](#) [CG2145](#) [CG21000](#) [GT-SMD181215012-TR](#) [T61-C350X](#) [9071.99.0547 \(73_Z-0-0-547\)](#) [B88069X6940B152](#) [9071.99.0052\(73_Z-0-0-52\)](#)
[B88069X1973T902](#) [A9L15692](#) [C50-0-255](#) [A9L16294](#)