

## Gas Discharge Tube (GDT) Data Sheet

### Features

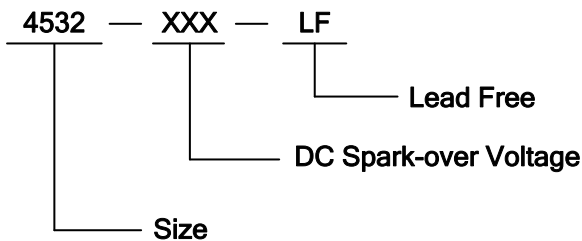


- High insulation resistance
- Low capacitance ( $\leq 0.5\text{pF}$ )
- 2KA 8/20 $\mu\text{s}$  maximum surge current capacity in accordance with IEC 61000-4-5& IEC 61643-311
- 4KV 10/700 $\mu\text{s}$  maximum surge rating in accordance with ITU-TK.21
- Surface mounted gas arrester
- Micro-Gap Design
- Size 4532(1812)
- Storage and operating temperature:  $-40^{\circ}\text{C} \sim +90^{\circ}\text{C}$
- Meets MSL level 1, per J-STD-020
- Safety certification: UL E244458 & TUV No. B 096048 0011

### Applications

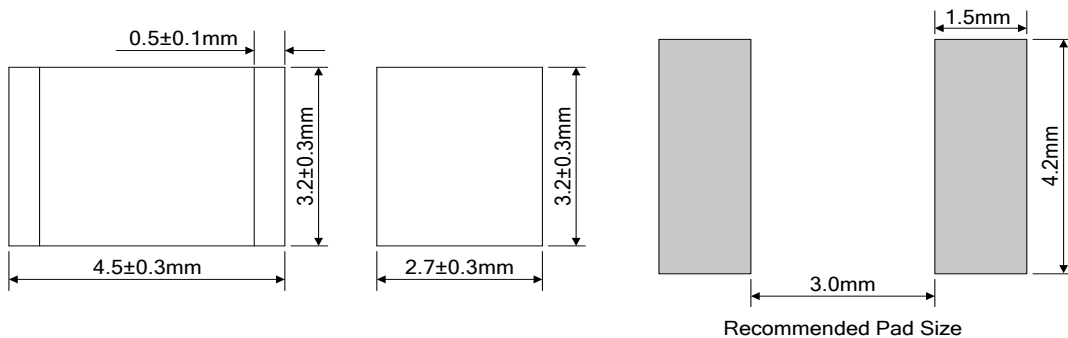
- Repeaters, Modems
- Telephone Interface, Line cards
- Data communication equipment
- Line test equipment

### Part Number Code and Marking



090: Device Marking Code

### Dimensions



## Electrical Characteristics

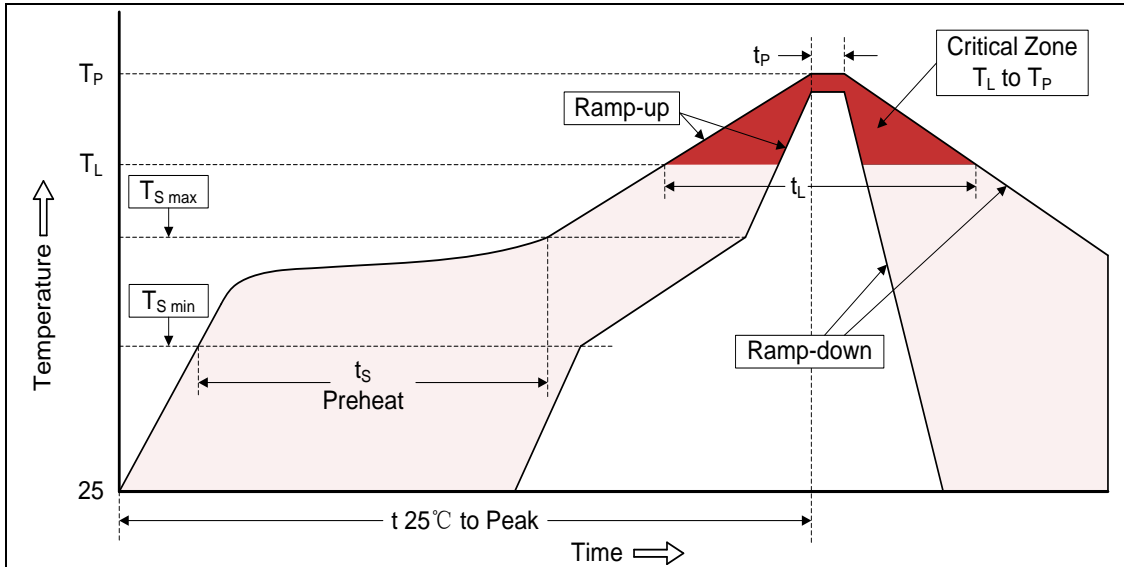
Part Number	DC Spark-over Voltage	Maximum Impulse Spark-over Voltage	Nominal Impulse Discharge Current	Impulse Withstanding Voltage Capacity	Minimum Insulation Resistance		Maximum Capacitance	Device Marking Code
	100V/s	1000V/ $\mu$ s	8/20 $\mu$ s 10times	10/700 $\mu$ s 10times	Test Voltage	(G $\Omega$ )	(1MHz 1V)	
	(V)	(V)	(KA)	(KV)	DC(V)		(pF)	
4532-075-LF	75 $\pm$ 30%	600	2	4	50	1	0.5	075
4532-091-LF	90 $\pm$ 30%	700	2	4	50	1	0.5	090
4532-121-LF	120 $\pm$ 30%	700	2	4	50	1	0.5	120
4532-151-LF	150 $\pm$ 30%	700	2	4	50	1	0.5	150
4532-201-LF	200 $\pm$ 30%	750	2	4	100	1	0.5	200
4532-231-LF	230 $\pm$ 30%	750	2	4	100	1	0.5	230
4532-301-LF	300 $\pm$ 30%	900	2	4	100	1	0.5	300
4532-351-LF	350 $\pm$ 30%	900	2	4	100	1	0.5	350
4532-401-LF	400 $\pm$ 30%	1000	2	4	100	1	0.5	400
4532-421-LF	420 $\pm$ 30%	1000	2	4	100	1	0.5	420
4532-471-LF	470 $\pm$ 30%	1000	2	4	100	1	0.5	470
4532-501-LF	500 $\pm$ 30%	1100	2	4	100	1	0.5	500
4532-601-LF	600 $\pm$ 30%	1200	1	4	100	1	0.5	600
4532-801-LF	800 $\pm$ 30%	1600	1	4	100	1	0.5	800
4532-1000-LF	1000 $\pm$ 20%	2400	1	4	100	1	0.5	102
4532-1200-LF	1200 $\pm$ 20%	2600	1	4	100	1	0.5	122
4532-1500-LF	1500 $\pm$ 20%	2800	1	4	100	1	0.5	152

## Electrical Ratings

Items	Test Condition/Description	Requirement
DC Spark-over Voltage	The voltage is measured with voltage ramp $dv/dt=100V/s$ .	To meet the specified value
Maximum Impulse Spark-over Voltage	The maximum impulse spark-over voltage is measured with voltage ramp $dv/dt=1000V/\mu s$ .	
Insulation Resistance	The resistance of gas tube shall be measured between two electrodes.	
Capacitance	The capacitance of gas tube shall be measured between two electrodes. Test frequency: 1MHz	
Impulse Discharge Current	Maximum 8/20 $\mu s$ surge current that can be applied between two electrodes, 5 positive and 5 negative surges, with 3 minutes interval time.	
Impulse Withstanding Voltage	The maximum 10/700 $\mu s$ surge that can be applied to the Gas Tube, 5 positive and 5 negative surges, with 1 minute interval time.	

**Recommended Soldering Conditions**

Reflow Soldering

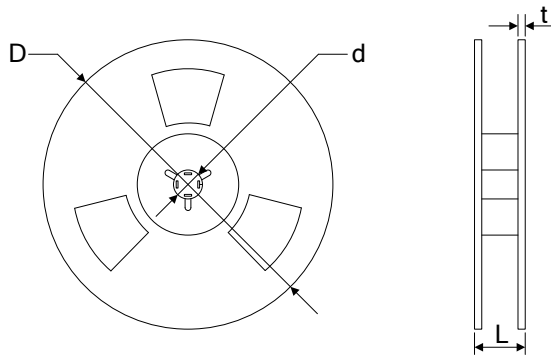


Profile Feature	Pb-Free Assembly
Average ramp-up rate ( $T_L$ to $T_P$ )	3°C/second max.
Preheat -Temperature Min ( $T_{S\ min}$ ) -Temperature Max ( $T_{S\ max}$ ) -Time (min to max) ( $t_s$ )	150°C 200°C 60-180 seconds
$T_{S\ max}$ to $T_L$ -Ramp-up Rate	3°C/second max.
Time maintained above: -Temperature ( $T_L$ ) -Time ( $t_L$ )	217°C 60-150 seconds
Peak Temperature ( $T_P$ )	260°C
Time within 5°C of actual Peak Temperature ( $t_P$ )	20-40 seconds
Ramp-down Rate	6°C/second max.
Time 25°C to Peak Temperature	8 minutes max.

**Packaging**

Tape	Items	Dimension (mm)	
		Spec.	Tolerance
	W	12.00	±0.20
	P0	4.00	±0.10
	P1	8.00	±0.20
	P2	2.00	±0.10
	D0	1.55	±0.10
	D1	1.00	±0.10
	E	1.75	±0.10
	F	5.50	±0.10
	A0	3.80	±0.10
	K0	3.20	±0.10
	B0	4.90	±0.10
	t0	0.40	±0.10
	D	330.00	±2.00
	d	13.00	±0.50
	L	16.00	±2.00
t	2.00	±0.20	
Quantity: 2500pcs			

**Reel**



## X-ON Electronics

Largest Supplier of Electrical and Electronic Components

*Click to view similar products for [Gas Discharge Tubes - GDTs / Gas Plasma Arrestors](#) category:*

*Click to view products by [Yageo](#) manufacturer:*

Other Similar products are found below :

[PMT1023004](#) [PMT1025001](#) [PMT1035004](#) [PMT1040004](#) [PMT809006](#) [CG2250](#) [CG2800](#) [CG31.5L](#) [GTCR37-231M-R10](#) [GT-SMD181240012-TR](#) [WPGT-2N145B6L](#) [WPGT-2N230B6L](#) [WPGT-2N470B6L](#) [WPGT-2R470B6L](#) [WPGT-2RM230A6L](#) [WPGT-2RM350A6L](#) [WPGT-2RM70A6L](#) [WPGT-2RM90A6L](#) [WPGT-2S145](#) [WPGT-2S350](#) [WPGT-2S470](#) [WPGT-3R350CF](#) [WPGT-3R350G1](#) [WPGT-3R90G1](#) [WPGT-3R75G1](#) [WPGT-3R470G1](#) [WPGT-3R250C](#) [WPGT-3R230G1](#) [WPGT-2S230](#) [WPGT-2RM470A6L](#) [WPGT-2RM145A6L](#) [WPGT-2R3000B8L](#) [WPGT-2R2700B8L](#) [WPGT-2R1000B8L](#) [WPGT-2N90B6L](#) [WPGT-2N70B6L](#) [WPGT-2N350B6L](#) [WPGT-2N230B6L1](#) [CG90](#) [CG2230](#) [CG2145](#) [CG21000](#) [GT-SMD181215012-TR](#) [T61-C350X](#) [9071.99.0547 \(73\\_Z-0-0-547\)](#) [9071.99.0548 \(73\\_Z-0-0-548\)](#) [B88069X6940B152](#) [9071.99.0054](#) [B88069X1973T902](#) [A9L15692](#)