

Thyristor Surge Suppressors (TSS) Data Sheet

Description

DO-214AC Thyristor solid state protection thyristor protect telecommunications equipment such as modems, line cards, fax machines, and other CPE.

B Series devices are used to enable equipment to meet various regulatory requirements including GR 1089, ITU K.20, K.21 and K.45, IEC 60950, UL 60950, and TIA-968 (formerly known as FCC Part 68).



Features

Compared to surge suppression using other technologies, B Series devices offer absolute surge protection regardless of the surge current available and the rate of applied voltage (dv/dt). B Series devices:

- Cannot be damaged by voltage
- Eliminate hysteresis and heat dissipation typically found with clamping devices
- Eliminate voltage overshoot caused by fast-rising transients
- Are non-degenerative
- Will not fatigue
- Have low capacitance, making them ideal for high-speed transmission equipment
- Meets MSL level 1, per J-STD-020

Electrical Parameters

Parameter	Definition
V_{DRM}	Peak Off-state Voltage – maximum voltage that can be applied while maintaining off state
V_S	Switching Voltage – maximum voltage prior to switching to on state
V_T	On-state Voltage – maximum voltage measured at rated on-state current
I_{DRM}	Leakage Current – maximum peak off-state current measured at V_{DRM}
I_S	Switching Current – maximum current required to switch to on state
I_T	On-state Current – maximum rated continuous on-state current
I_H	Holding Current – typical current required to maintain on state
C_O	Off-state Capacitance – typical capacitance measured in off state
I_{PP}	Peak Pulse Current – maximum rated peak impulse current


Electrical Characteristics

Part Number	Type ④	V _{DRM} (V)	V _S (V)	V _T (V)	I _{DRM} (μA)	I _S (mA)	I _T (A)	I _H (mA)	C _O (pF)	I _{PP} 10×1000μs (A)	Marking
B0300TB	AL	25	40	4	5	800	2.2	10	50	75	B03T

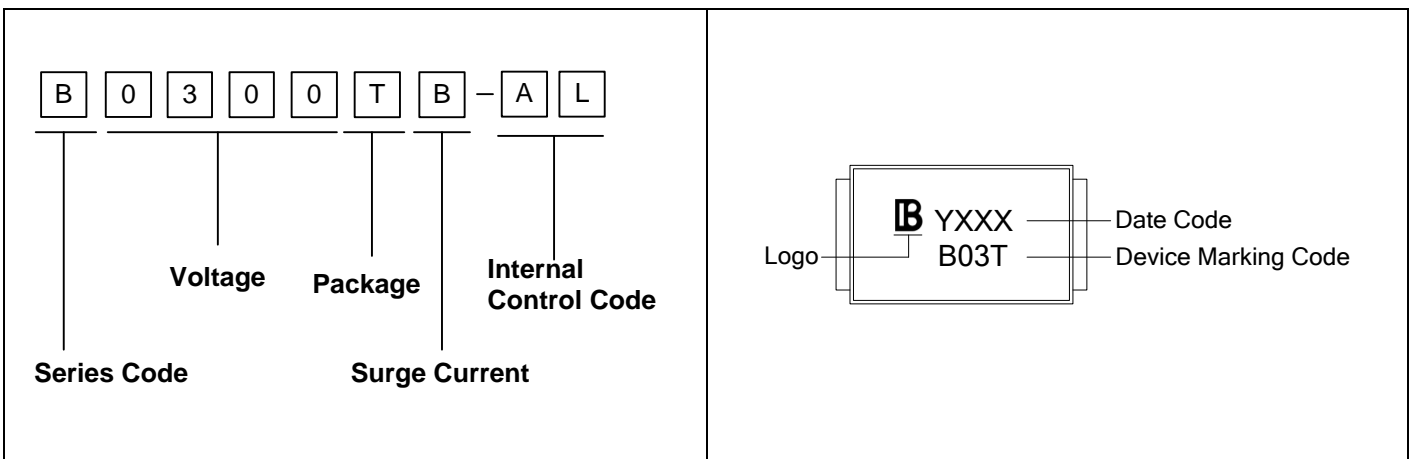
Notes:

- ①All measurements are made at an ambient temperature of 25°C. I_{PP} applies to -40°C through +85°C temperature range.
- ②Off-state capacitance(C_O) is measured at 1 MHz with a 2V bias and is typical value.
- ③Rating Surge Voltage: 4KV, ±5 times (10/700μs)
- ④Specific code by request.

Thermal Considerations

Package DO-214AC/SMA	Symbol	Parameter	Value	Unit
	T _J	Operating Junction Temperature	-40 to +125	°C
	T _S	Storage Temperature Range	-40 to +150	°C
	R _{θJA}	Junction to Ambient on printed circuit	120	°C/W

Part Number Code and Marking



Characteristics Curves

Figure 1. V-I Characteristics

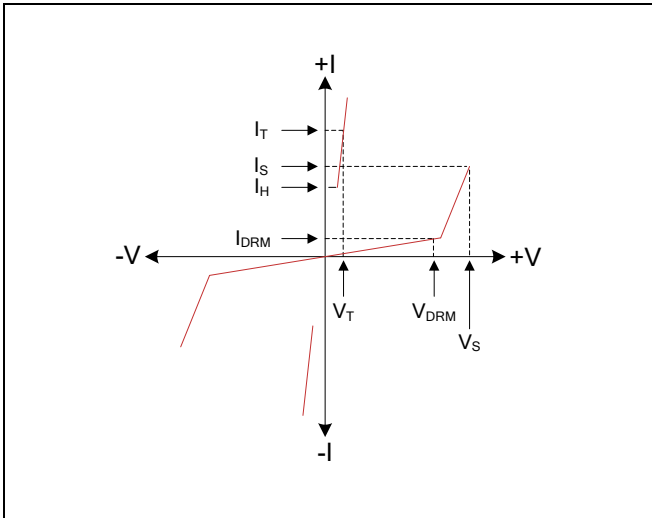


Figure 2. $t_r \times t_d$ Pulse Wave-form

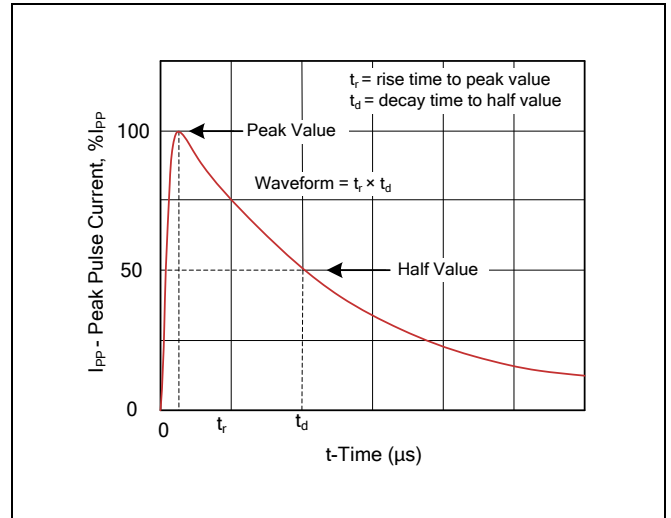


Figure 3. Normalized V_S Change versus Junction Temperature

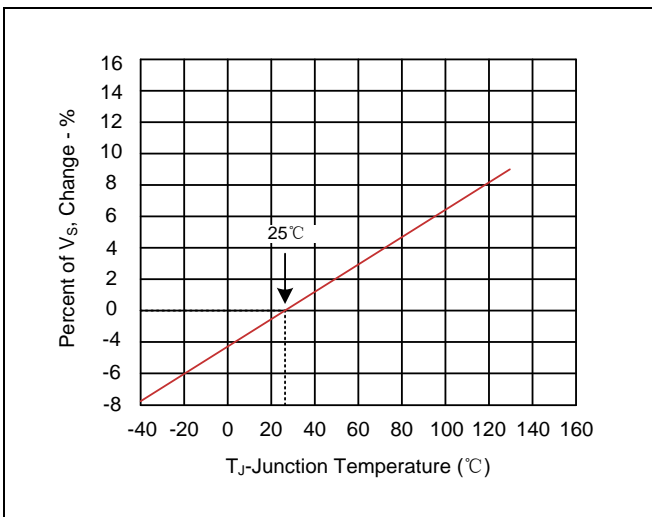
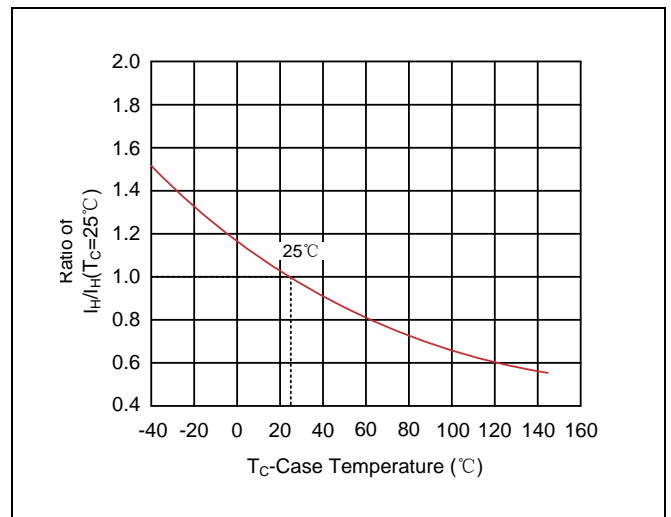
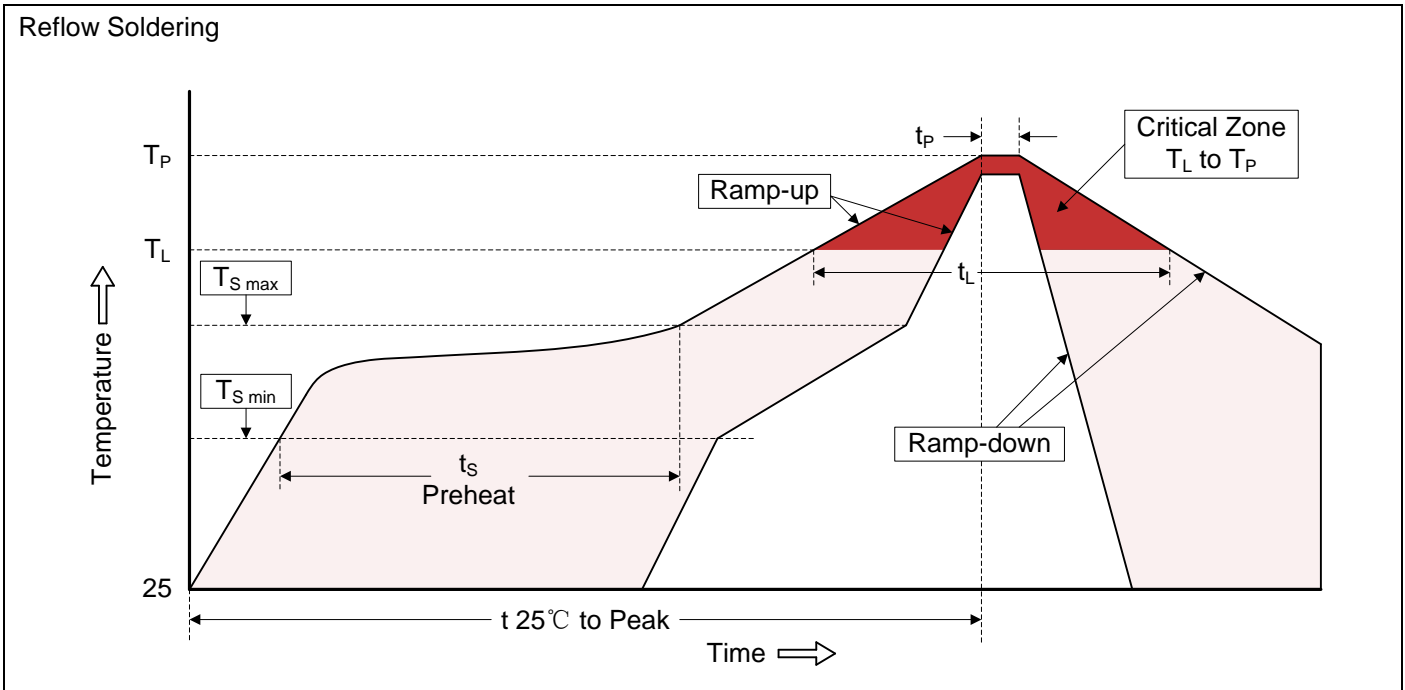


Figure 4. Normalized DC Holding Current versus Case Temperature



Recommended Soldering Conditions



Recommended Conditions

Profile Feature	Pb-Free Assembly
Average ramp-up rate (T_L to T_P)	3°C/second max.
Preheat	
-Temperature Min ($T_{S\ min}$)	150°C
-Temperature Max ($T_{S\ max}$)	200°C
-Time (min to max) (t_s)	60-180 seconds
$T_{S\ max}$ to T_L	
-Ramp-up Rate	3°C/second max.
Time maintained above:	
-Temperature (T_L)	217°C
-Time (t_L)	60-150 seconds
Peak Temperature (T_P)	260°C
Time within 5°C of actual Peak Temperature (t_p)	20-40 seconds
Ramp-down Rate	6°C/second max.
Time 25°C to Peak Temperature	8 minutes max.

Dimensions (SMA/DO-214AC)

Symbol	Millimeters		Inches	
	Min.	Max.	Min.	Max.
L	4.22	4.70	0.166	0.185
D	3.40	3.94	0.134	0.155
D1	1.90	2.20	0.075	0.086
T	5.21	5.59	0.205	0.220
T1	0.91	1.42	0.036	0.056
d	0.05	0.20	0.002	0.008
H	1.95	2.40	0.077	0.095

Packaging

Tape		Symbol	Dimension (mm)
		W	12.00±0.20
		P0	4.00±0.10
		P1	4.00±0.10
		P2	2.00±0.10
		D0	Φ1.50±0.10
		D1	Φ1.50±0.10
		E	1.75±0.10
		F	5.50±0.10
		A0	2.79±0.10
		B0	5.33±0.10
		K0	2.55±0.10
		T	0.25±0.05

13" Reel		Symbol	Dimension (mm)
		D2	Φ330.0±2.0
		D3	Φ13.5±0.5
		H	2.5±0.5
		W1	16.0±1.0
		Quantity: 5000PCS	

X-ON Electronics

Largest Supplier of Electrical and Electronic Components

Click to view similar products for [Thyristor Surge Protection Devices - TSPD category](#):

Click to view products by [Yageo manufacturer](#):

Other Similar products are found below :

[MMT08B310T3](#) [BEP4200TB](#) [BS4200N-C-2](#) [P0080F](#) [P0080SB](#) [P0640SC](#) [P3100SB](#) [P0640SB](#) [B0300TB](#) [P0080FB-MC](#) [P0080SA](#)
[LM61089B](#) [P3500SC](#) [P3100SB](#) [P2300SC](#) [P0080SC](#) [P0080TAL](#) [P0080LBL](#) [P0220TAL](#) [P0640SB](#) [ES0640SC](#) [P3100SCX](#) [P0080TB](#)
[P3500SA](#) [SKKH 106/18E](#) [SKKH 162/14E](#) [SKKH 42/12E](#) [SKKH 57/16E](#) [SKKH 72/08E](#) [NP3100SBT3G](#) [SK20NHMH10](#) [P3800FNLTP](#)
[TB2300L-13-F](#) [P2300MEL](#) [TISP4030L1BJR-S](#) [P4800MEL](#) [TISP4P035L1NR-S](#) [TISP4011H1BJR-S](#) [P2600SDLRP](#) [SKKH 280/20E H4](#)
[SKKH 72/16E](#) [SKKH 72/20E H4](#) [SKKH92/16E](#) [SKKH 132/16E](#) [SKKH 106/16E](#) [BS4200N-2C](#) [BEP3100TA](#) [TISP4015H1BJR-S](#)
[TISP4015L1AJR-S](#) [TISP4015L1BJR-S](#)