


## Metal Film Resistors

# General Type

## Normal & Miniature Style [ MFR Series ]



### INTRODUCTION

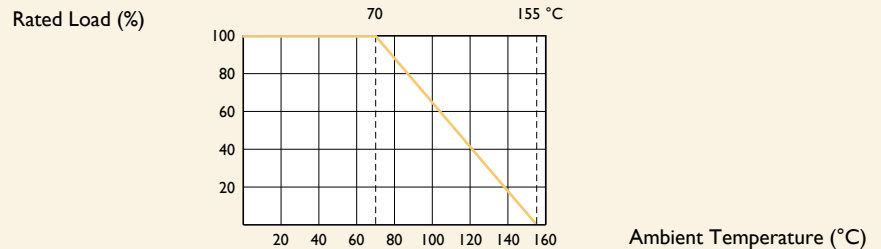
The MFR Series Metal Film Resistors are manufactured using a vacuum sputtering system to deposit multiple layers of mixed metal alloys and passivative materials onto a carefully treated high grade ceramic substrate. After a helical groove has been cut in the resistive layer, tinned connecting leads of electrolytic copper are welded to the end-caps. The resistors are coated with layers of blue color lacquer.

### FEATURES

Power Rating	1/6W, 1/4W, 1/2W, 1W, 2W, 3W
Resistance Tolerance	±0.5%, ±1%, ±5%
T.C.R.	±15ppm/°C, ±25ppm/°C, ±50ppm/°C, ±100ppm/°C

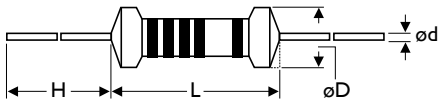
### DERATING CURVE

For resistors operated in ambient temperatures above 70°C, power rating must be derated in accordance with the curve below.



### DIMENSIONS

Unit: mm



STYLE		DIMENSION			
Normal	Miniature	L	øD	H	ød
MFR-12	MFR25S	3.4±0.3	1.9±0.2	28±2.0	0.45±0.05
MFR-25	MFR50S	6.3±0.5	2.4±0.2	28±2.0	0.55±0.05
MFR-50	MFR1WS	9.0±0.5	3.3±0.3	26±2.0	0.55±0.05
MFR100	MFR2WS	11.5±1.0	4.5±0.5	35±2.0	0.8±0.05
MFR200	MFR3WS	15.5±1.0	5.0±0.5	33±2.0	0.8±0.05

Note:

## ELECTRICAL CHARACTERISTICS

STYLE	MFR-12	MFR25S	MFR-25	MFR50S	MFR-50	MFRIWS	MFRI00	MFR2WS	MFR200	MFR3WS
Power Rating at 70°C	1/6W	1/4W		1/2W		1W		2W		3W
Maximum Working Voltage	200V		250V	300V	350V	400V	500V			
Maximum Overload Voltage	400V		500V	600V	700V	800V	1,000V			
Voltage Proof on Insulation	300V	400V	500V			700V	1,000V			
Resistance Range	1Ω - 10MΩ & 0Ω for E24 & E96 series value									
Operating Temp. Range	-55°C to +155°C									
Temperature Coefficient	±15ppm/°C, ±25ppm/°C, ±50ppm/°C, ±100ppm/°C									

Note: Special value is available on request

## ENVIRONMENTAL CHARACTERISTICS

PERFORMANCE TEST	TEST METHOD		APPRAISE
Short Time Overload	IEC 60115-1 4.13	2.5 times RCWV for 5 Sec.	±0.25%+0.05Ω
Voltage Proof on Insulation	IEC 60115-1 4.7	in V-block for 60 Sec., test voltage by type	By type
Temperature Coefficient	IEC 60115-1 4.8	-55°C to +155°C	By type
Insulation Resistance	IEC 60115-1 4.6	in V-block for 60 Sec.	>10,000MΩ
Solderability	IEC 60115-1 4.17	235±5°C for 3±0.5 Sec.	95% Min. coverage
Solvent Resistance of Marking	IEC 60115-1 4.30	IPA for 5±0.5 Min. with ultrasonic	No deterioration of coatings and markings
Robustness of Terminations	IEC 60115-1 4.16	Direct load for 10 Sec. in the direction of the terminal leads	≥2.5kg (24.5N)
Periodic-pulse Overload	IEC 60115-1 4.39	4 times RCWV 10,000 cycles (1 Sec. on, 25 Sec. off)	±1.0%+0.05Ω
Damp Heat Steady State	IEC 60115-1 4.24	40±2°C, 90-95% RH for 56 days, loaded with 0.1 times RCWV	±1.5%+0.05Ω
Endurance at 70°C	IEC 60115-1 4.25	70±2°C at RCWV for 1,000 Hr. (1.5 Hr. on, 0.5 Hr. off)	±1.5%+0.05Ω
Temperature Cycling	IEC 60115-1 4.19	-55°C ⇌ Room Temp. ⇌ +155°C ⇌ Room Temp. (5 cycles)	±0.75%+0.05Ω
Resistance to Soldering Heat	IEC 60115-1 4.18	260±3°C for 10±1 Sec., immersed to a point 3±0.5mm from the body	±0.25%+0.05Ω

Note: RCWV(Rated Continuous Working Voltage) =  $\sqrt{\text{Power Rating} \times \text{Resistance Value}}$  or Max. working voltage listed above, whichever less.

Revision: 201304



## EXPLANATIONS OF ORDERING CODE

<b>MFR</b>	<b>-12</b>	<b>F</b>	<b>T</b>	<b>F</b>	<b>52-</b>	<b>100R</b>
Code 1 - 3 <b>Series Name</b> See Index	Code 4 - 6 <b>Power Rating</b> -05 = $\varnothing$ d0.5mm -06 = $\varnothing$ d0.6mm -07 = $\varnothing$ d0.7mm -08 = $\varnothing$ d0.8mm -10 = $\varnothing$ d1.0mm -14 = $\varnothing$ d1.4mm -12 = 1/6W -25 = 1/4W 25S = 1/4WS -50 = 1/2W 50S = 1/2WS 100 = 1W 1WS = 1WS 200 = 2W 2WS = 2WS 204 = 0.4W 207 = 0.6W 300 = 3W 3WS = 3WS 3WM = 3WM 400 = 4W 500 = 5W 5WS = 5WS 5SS = 5WSS 700 = 7W 7WS = 7WS 10A = 10W 20A = 20W 30A = 30W 40A = 40W 50A = 50W 10S = 10WS 15A = 15W 25A = 25W 10B = 100W 25B = 250W	Code 7 <b>Tolerance</b> P = $\pm 0.02$ % A = $\pm 0.05$ % B = $\pm 0.1$ % C = $\pm 0.25$ % D = $\pm 0.5$ % F = $\pm 1$ % G = $\pm 2$ % J = $\pm 5$ % K = $\pm 10$ % - = Base on Spec.	Code 8 <b>Packing Style</b> T = Tape/Box R = Tape/Reel B = Bulk	Code 9 <b>Temperature Coefficient of Resistance</b> - = Base on Spec. A = $\pm 5$ ppm/ $^{\circ}$ C B = $\pm 10$ ppm/ $^{\circ}$ C C = $\pm 15$ ppm/ $^{\circ}$ C S = $\pm 20$ ppm/ $^{\circ}$ C D = $\pm 25$ ppm/ $^{\circ}$ C E = $\pm 50$ ppm/ $^{\circ}$ C F = $\pm 100$ ppm/ $^{\circ}$ C G = $\pm 200$ ppm/ $^{\circ}$ C H = $\pm 250$ ppm/ $^{\circ}$ C I = $\pm 300$ ppm/ $^{\circ}$ C J = $\pm 350$ ppm/ $^{\circ}$ C	Code 10 - 12 <b>Forming Type</b> 26- = 26mm 52- = 52.4mm 73- = 73mm 81- = 81mm 91- = 91mm F = F Type FK = FK Type FKK = FKK Type FFK = F-form Kink M = M-Type Forming MB = M-form W/flat MT = MT Type Forming MR = MR Type AV = AVIsert PN = PANAsert	Code 13 - 17 <b>Resistance Value</b> 0R1 = 0.1 100R = 100 10K = 10,000 10M = 10,000,000

### EXCEPTION:

#### • Cement series:

<Code 8>: Special packing style code

B: Bulk with wirewound or metal oxide sub-assembly for resistance value

W: Bulk with ceramic based wirewound sub-assembly for resistance value

M: Bulk with metal oxide sub-assembly for resistance value

F: Bulk with Fiberglass based wirewound sub-assembly for resistance value

<Code 10-12>: Without forming code

Example: **SQP500JB-10R**

#### • JPW series:

<Code 13-17>: without resistance value code

Example: **JPW-06-T-52-**

## X-ON Electronics

Largest Supplier of Electrical and Electronic Components

*Click to view similar products for [Metal Film Resistors - Through Hole](#) category:*

*Click to view products by [Yageo](#) manufacturer:*

Other Similar products are found below :

[MF2S-6K8JI](#) [MFP2-20KJI](#) [GP55S-1002-FTW](#) [GP55S-1004-FTW](#) [GP55S-4753-FTW](#) [QW210](#) [RCFH-0.5-5TA](#) [RCFH-100-5TA](#) [RCFH-10-5TA](#) [RCFH-110-5TA](#) [RCFH-11K-5TA](#) [RCFH-11M-5TA](#) [RCFH-12K-5TA](#) [RCFH-130K-5TA](#) [RCFH-13-5TA](#) [RCFH-13K-5TA](#) [RCFH-13M-5TA](#) [RCFH-150K-5TA](#) [RCFH-15-5TA](#) [RCFH-160-5TA](#) [RCFH-160K-5TA](#) [RCFH-16-5TA](#) [RCFH-180K-5TA](#) [RCFH-18K-5TA](#) [RCFH-1M-5TA](#) [RCFH-200-5TA](#) [RCFH-200K-5TA](#) [RCFH-20K-5TA](#) [RCFH-220-5TA](#) [RCFH-220K-5TA](#) [RCFH-22K-5TA](#) [RCFH-2.2M-5TA](#) [RCFH-240K-5TA](#) [RCFH-24K-5TA](#) [RCFH-2-5TA](#) [RCFH-27-5TA](#) [RCFH-27K-5TA](#) [RCFH-2M-5TA](#) [RCFH-330-5TA](#) [RCFH-33-5TA](#) [RCFH-3.3M-5TA](#) [RCFH-360-5TA](#) [RCFH-360K-5TA](#) [RCFH-3.6M-5TA](#) [RCFH-39-5TA](#) [RCFH-39K-5TA](#) [RCFH-3.9M-5TA](#) [RCFH-430-5TA](#) [RCFH-47K-5TA](#) [RCFH-510K-5TA](#)