

Transient Voltage Suppressors (TVS) Data Sheet

Features

- Glass passivated junction
- Low inductance
- Excellent clamping capability
- 500W peak pulse power capability at 10/1000µs waveform, repetition rate (duty cycle): 0.01%
- Fast response time
- Typical I_R less than 1µA above 10V
- High Temperature soldering guaranteed: 265°C/10 seconds/.375", (9.5mm) lead length, 5lbs (2.3kg) tension
- Plastic package has underwriters laboratory flammability 94V-0
- Meets MSL level 1, per J-STD-020
- Safety certification: UL: E244458



Mechanical Data

- Case: JEDEC DO-15 Moulded plastic
- Terminal: Axial leads, solderable per MIL-STD-750, Method 2026
- Polarity: Color band denotes cathode except bi-directional models
- Mounting Position: Any
- Weight: 0.42g

Applications

- I/O interface
- AC/DC power supply
- Low frequency signal transmission line (RS232, RS485, etc.)

Maximum Ratings and Characteristics

Ratings at 25°C ambient temperature unless otherwise specified.

Rating	Symbol	Value	Units
Peak pulse power dissipation at 10/1000µs waveform (Note1, Note2, Fig.1)	P_{PPM}	Minimum 500	Watts
Peak pulse current of at 10/1000µs waveform (Note 1, Fig.3)	I_{PPM}	See Table	Amps
Steady state power dissipation at $T_A=50^\circ\text{C}$ (Fig.5)	$P_{M(AV)}$	3.0	Watts
Peak forward surge current, 8.3ms single half sine-wave superimposed on rated load, (JEDEC Method) (Note3, Fig.6)	I_{FSM}	70	Amps
Operating junction and Storage Temperature Range.	T_J, T_{STG}	-55 to +150	°C
Typical thermal resistance junction to lead	$R_{\theta JL}$	20	°C/W
Typical thermal resistance junction to ambient	$R_{\theta JA}$	75	°C/W

Notes: 1. Non-repetitive current pulse, per Fig.3 and derated above $T_A=25^\circ\text{C}$ per Fig.2.

2. 8.3ms single half sine-wave, or equivalent square wave, duty cycle=4 pulses per minutes maximum.

Dimensions (DO-204AC/DO-15)

	Symbol	Millimeters		Inches	
		Min.	Max.	Min.	Max.
L	25.40	-	1.000	-	
T	5.80	7.60	0.230	0.300	
d	2.60	3.60	0.104	0.140	
s	0.71	0.86	0.028	0.034	

Electrical Characteristics (T_A=25°C)

Part Number		Reverse Stand-Off Voltage	Breakdown Voltage @I _T	Test Current	Maximum Clamping Voltage @I _{PP}	Peak Pulse Current	Reverse Leakage @V _{RWM}
Unidirectional	Bidirectional	V _{RWM} (V)	V _{BR} (V)	I _T (mA)	V _C (V)	I _{PP} (A)	I _R (μA)
SA5.0A	SA5.0CA	5.0	6.40~7.00	10	9.2	55.4	600
SA6.0A	SA6.0CA	6.0	6.67~7.37	10	10.3	49.5	600
SA6.5A	SA6.5CA	6.5	7.22~7.98	10	11.2	45.5	400
SA7.0A	SA7.0CA	7.0	7.78~8.60	10	12.0	42.5	150
SA7.5A	SA7.5CA	7.5	8.33~9.21	1	12.9	39.5	50
SA8.0A	SA8.0CA	8.0	8.89~9.83	1	13.6	37.5	25
SA8.5A	SA8.5CA	8.5	9.44~10.40	1	14.4	35.4	10
SA9.0A	SA9.0CA	9.0	10.00~11.10	1	15.4	33.1	5
SA10A	SA10CA	10.0	11.10~12.30	1	17.0	30.0	3
SA11A	SA11CA	11.0	12.20~13.50	1	18.2	28.0	1
SA12A	SA12CA	12.0	13.30~14.70	1	19.9	25.6	1
SA13A	SA13CA	13.0	14.40~15.90	1	21.5	23.7	1
SA14A	SA14CA	14.0	15.60~17.20	1	23.2	22.0	1
SA15A	SA15CA	15.0	16.70~18.50	1	24.4	20.9	1
SA16A	SA16CA	16.0	17.80~19.70	1	26.0	19.6	1
SA17A	SA17CA	17.0	18.90~20.90	1	27.6	18.5	1
SA18A	SA18CA	18.0	20.00~22.10	1	29.2	17.5	1
SA20A	SA20CA	20.0	22.20~24.50	1	32.4	15.7	1
SA22A	SA22CA	22.0	24.40~26.90	1	35.5	14.4	1
SA24A	SA24CA	24.0	26.70~29.50	1	38.9	13.1	1
SA26A	SA26CA	26.0	28.90~31.90	1	42.1	12.1	1
SA28A	SA28CA	28.0	31.10~34.40	1	45.4	11.2	1
SA30A	SA30CA	30.0	33.30~36.80	1	48.4	10.5	1

Part Number		Reverse Stand-Off Voltage	Breakdown Voltage @ I_T	Test Current	Maximum Clamping Voltage @ I_{PP}	Peak Pulse Current	Reverse Leakage @ V_{RWM}
Unidirectional	Bidirectional	$V_{RWM}(V)$	$V_{BR}(V)$	$I_T(mA)$	$V_C(V)$	$I_{PP}(A)$	$I_R(\mu A)$
SA33A	SA33CA	33.0	36.70~40.60	1	53.3	9.6	1
SA36A	SA36CA	36.0	40.00~44.20	1	58.1	8.8	1
SA40A	SA40CA	40.0	44.40~49.10	1	64.5	7.9	1
SA43A	SA43CA	43.0	47.80~52.80	1	69.4	7.3	1
SA45A	SA45CA	45.0	50.00~55.30	1	72.7	7.0	1
SA48A	SA48CA	48.0	53.30~58.90	1	77.4	6.6	1
SA51A	SA51CA	51.0	56.70~62.70	1	82.4	6.2	1
SA54A	SA54CA	54.0	60.00~66.30	1	87.1	5.9	1
SA58A	SA58CA	58.0	64.40~71.20	1	93.6	5.4	1
SA60A	SA60CA	60.0	66.70~73.70	1	96.8	5.3	1
SA64A	SA64CA	64.0	71.10~78.60	1	103.0	5.0	1
SA70A	SA70CA	70.0	77.80~86.00	1	113.0	4.5	1
SA75A	SA75CA	75.0	83.30~92.10	1	121.0	4.2	1
SA78A	SA78CA	78.0	86.70~95.80	1	126.0	4.0	1
SA85A	SA85CA	85.0	94.40~104.00	1	137.0	3.7	1
SA90A	SA90CA	90.0	100.00~111.00	1	146.0	3.5	1
SA100A	SA100CA	100.0	111.00~123.00	1	162.0	3.1	1
SA110A	SA110CA	110.0	122.00~135.00	1	177.0	2.9	1
SA120A	SA120CA	120.0	133.00~147.00	1	193.0	2.6	1
SA130A	SA130CA	130.0	144.00~159.00	1	209.0	2.4	1
SA150A	SA150CA	150.0	167.00~185.00	1	243.0	2.1	1
SA160A	SA160CA	160.0	178.00~197.00	1	259.0	2.0	1
SA170A	SA170CA	170.0	189.00~209.00	1	275.0	1.9	1
SA180A	SA180CA	180.0	201.00~222.00	1	292.0	1.7	1
SA190A	SA190CA	190.0	211.00~233.00	1	308.0	1.6	1
SA200A	SA200CA	200.0	224.00~247.00	1	324.0	1.5	1
SA210A	SA210CA	210.0	237.00~263.00	1	340.0	1.5	1
SA220A	SA220CA	220.0	246.00~272.00	1	356.0	1.4	1

Notes: For bidirectional type having V_{RWM} of 10V and less, the I_R limit is double.

Ratings and Characteristic Curves ($T_A=25^\circ\text{C}$ unless otherwise noted)

Figure 1. Peak Pulse Power Rating Curve

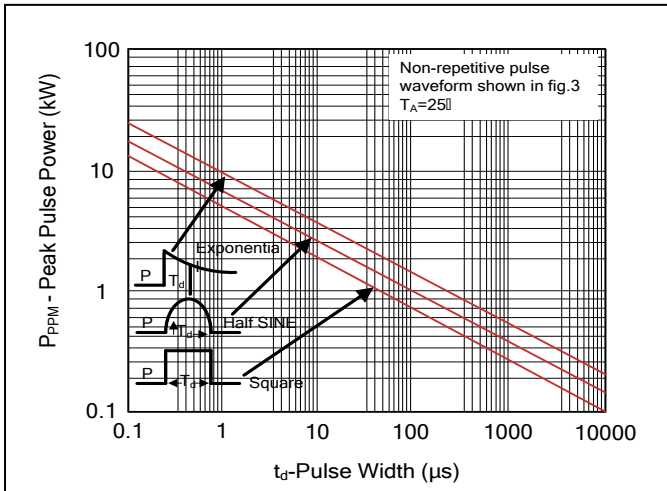


Figure 2. Pulse Derating Curve

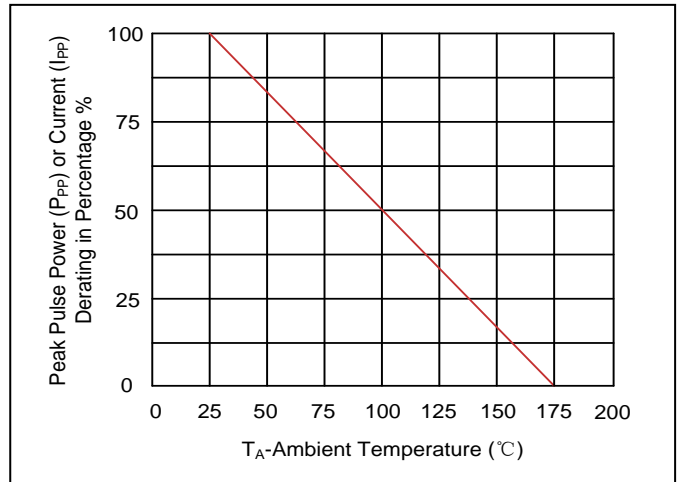


Figure 3. Pulse Waveform

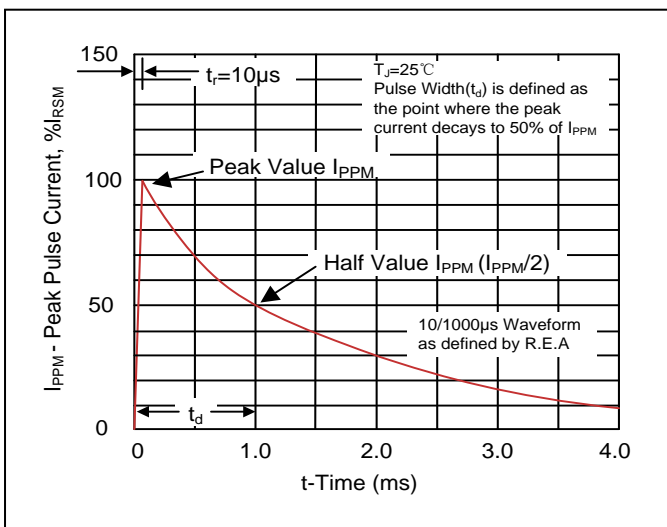


Figure 4. Typical Junction Capacitance

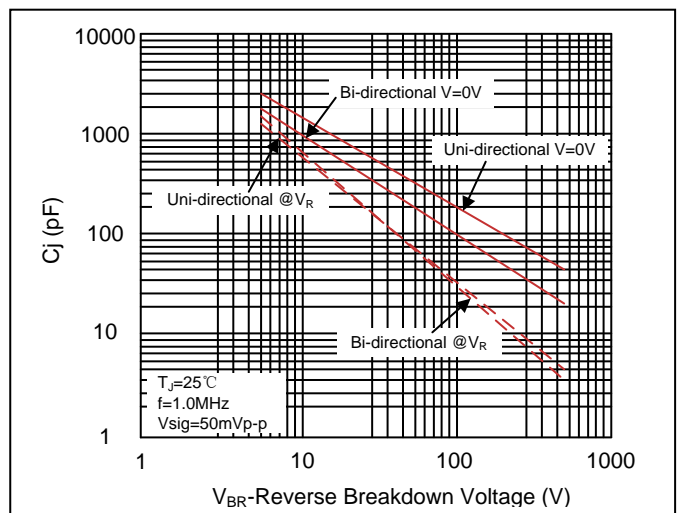


Figure 5. Steady State Power Dissipation Derating Curve

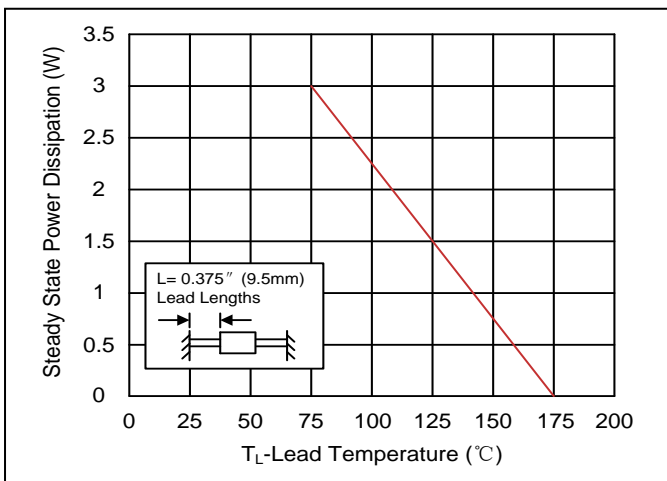
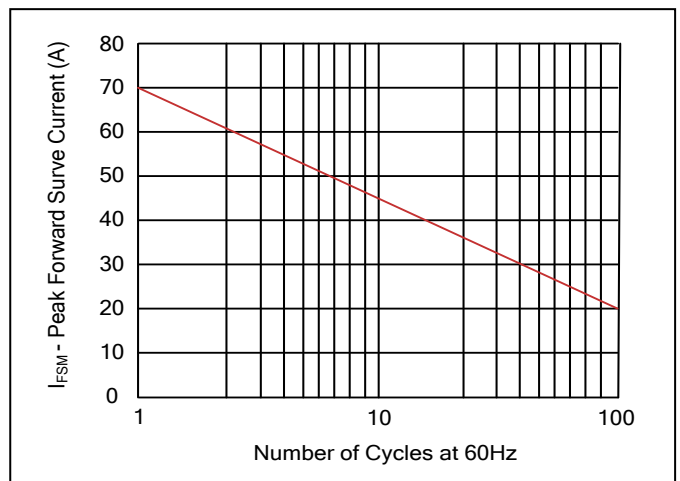
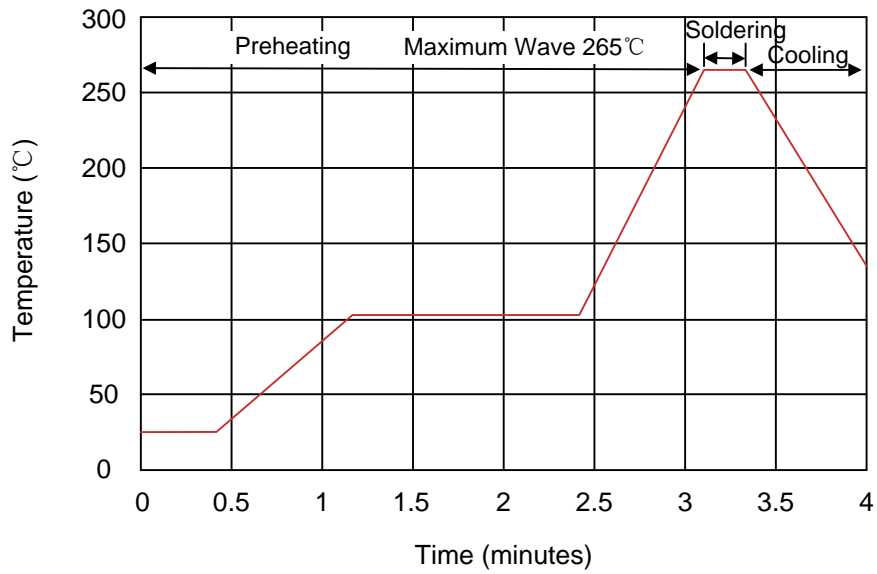


Figure 6. Maximum Non-Repetitive Forward Surge Current Uni-Directional Only



Recommended Soldering Conditions

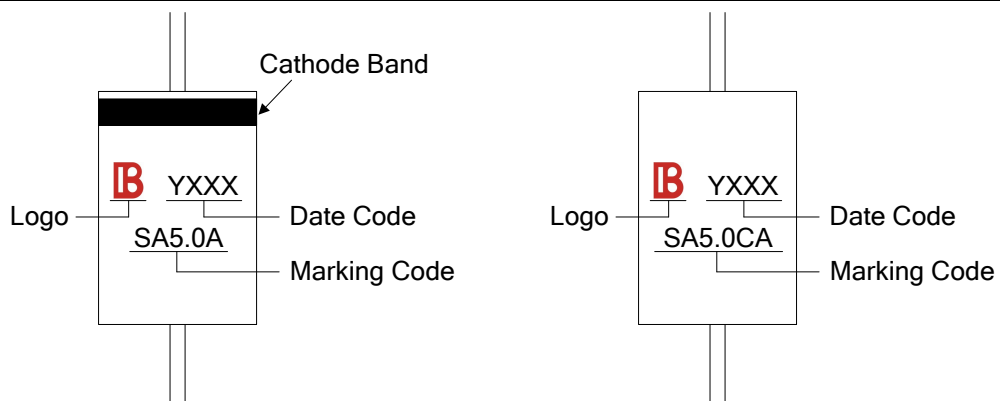
Wave Soldering



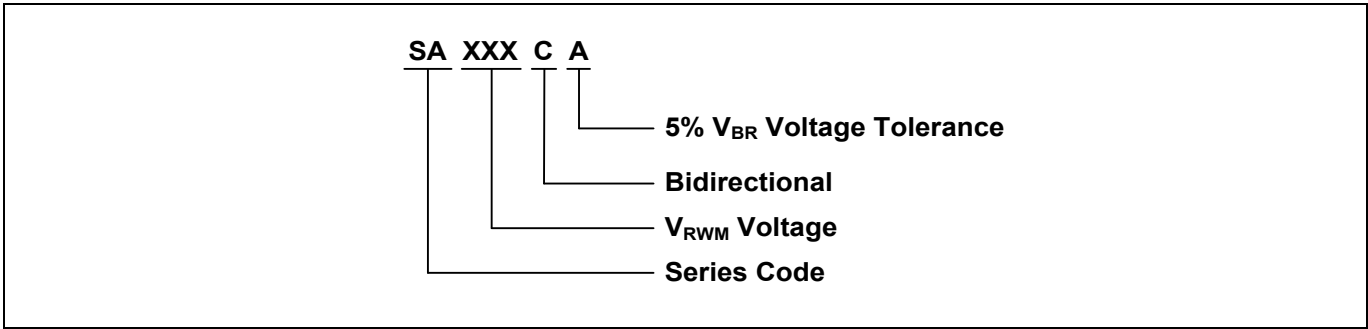
Recommended Conditions

Item	Conditions
Peak Temperature	265°C
Dipping Time	10 seconds
Soldering	1 time

Marking Code



Part Number Code



Ordering Code for Different Package

Box package: Add suffix "/B" at the end of the part number, such as SA7.0A/B

Reel package: Add suffix "/TR13" at the end of the part number, such as SA15CA/TR13

Packaging

Tape		Symbol	Dimension (mm)
		A	5.0±0.5
		B	53.0±1.0
		Z	1.2Max.
		T	6.0±0.4
		E	0.8Max.
		L1-L2	1.0Max.
		Box	
		W	75.0±5.0
		H	114.0±5.0
		Quantity: 2000PCS	
Reel		D	330.0±3.0
		D0	16.4±2.0
		D1	86.0±2.0
		W1	76.0±3.0
		Quantity: 4000PCS	

X-ON Electronics

Largest Supplier of Electrical and Electronic Components

Click to view similar products for [ESD Suppressors / TVS Diodes](#) category:

Click to view products by [Yageo](#) manufacturer:

Other Similar products are found below :

[60KS200C](#) [D18V0L1B2LP-7B](#) [D5V0F4U5P5-7](#) [DESD5V0U1BB-7](#) [NTE4902](#) [P4KE27CA](#) [P6KE11CA](#) [P6KE39CA-TP](#) [P6KE8.2A](#)
[SA110CA](#) [SA60CA](#) [SA64CA](#) [SMBJ12CATR](#) [SMBJ33CATR](#) [SMBJ8.0A](#) [ESD101-B1-02ELS E6327](#) [ESD105-B1-02EL E6327](#) [ESD112-B1-02EL E6327](#) [ESD119B1W01005E6327XTSA1](#) [ESD5V0L1B02VH6327XTSA1](#) [ESD7451N2T5G](#) [19180-510](#) [CPDT-5V0USP-HF](#)
[3.0SMCJ33CA-F](#) [3.0SMCJ36A-F](#) [HSPC16701B02TP](#) [D3V3Q1B2DLP3-7](#) [D55V0M1B2WS-7](#) [DESD5V0U1BL-7B](#) [DRTR5V0U4SL-7](#)
[SCM1293A-04SO](#) [ESD200-B1-CSP0201 E6327](#) [SM12-7](#) [SMF8.0A-TP](#) [SMLJ45CA-TP](#) [SMQA1000T1G](#) [CEN955 W/DATA](#) [82350120560](#)
[VESD12A1A-HD1-GS08](#) [CPDUR5V0R-HF](#) [CPDQC5V0U-HF](#) [CPDQC5V0USP-HF](#) [CPDQC5V0-HF](#) [IP4042CX5/LF,135](#) [D1213A-01LP4-7B](#) [D1213A-02WL-7](#) [1SMB33CAT3G-XYZ](#) [MMAD1108/TR13](#) [5KP100A](#) [5KP15A](#)