

## Electrostatic Discharged Protection Devices (ESD) Data Sheet

### Description

Brightking's SDD32C24L01-AT is designed to protect voltage sensitive components from ESD and transient voltage events. Excellent clamping capability, low leakage, and fast response time, make these parts ideal for ESD protection on designs where board space is at a premium. Because of its small size, it is suited for use in cellular phones, portable devices, digital cameras, power supplies and many other portable applications.

It is designed to protect sensitive semiconductor components from damage or upset due to electrostatic discharge(ESD), electrical fast transients(EFT), and cable discharge events(CDE).

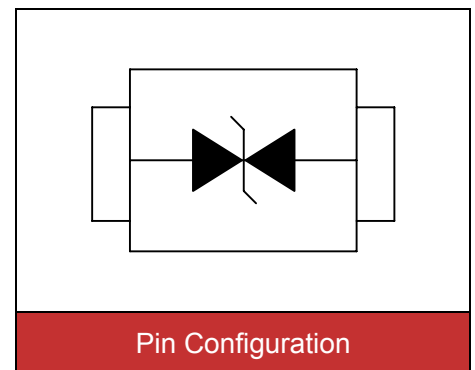


Contact:  $\pm 15\text{kV}$   
Air:  $\pm 25\text{kV}$



### Features

- SOD-323 surface mount package
- Protects bi-directional line
- Peak power dissipation of 320W under 8/20 $\mu\text{s}$  waveform
- Working voltage: 24V
- Low leakage current
- Low clamping voltage
- Solid-state silicon avalanche technology
- Lead Free/RoHS compliant
- Solder reflow temperature: Pure Tin-Sn, 260~270 $^{\circ}\text{C}$
- Flammability rating UL 94V-0
- Meets MSL level 1, per J-STD-020
- AEC-Q101 qualified
- Marking: 2H



### Applications

- |   |   |
|---|---|
| <ul style="list-style-type: none"> <li>● Cellular handsets &amp; Accessories</li> <li>● Cordless phones</li> <li>● Personal digital assistants (PDAs)</li> <li>● Notebooks &amp; Handhelds</li> </ul> | <ul style="list-style-type: none"> <li>● Portable instrumentation</li> <li>● Digital cameras</li> <li>● Peripherals</li> <li>● MP3 players</li> </ul> |
|---|---|

### Maximum Ratings

Rating	Symbol	Value	Unit
Peak pulse power (tp=8/20 $\mu\text{s}$ waveform)	$P_{PP}$	320	W
ESD voltage (Contact discharge)	$V_{ESD}$	$\pm 15$	kV
ESD voltage (Air discharge)		$\pm 25$	
Storage & operating temperature range	$T_{STG}, T_J$	-55~+150	$^{\circ}\text{C}$

Electrical Characteristics ( $T_J=25^{\circ}\text{C}$ )

Parameter	Symbol	Condition	Min.	Typ.	Max.	Unit
Reverse stand-off voltage	$V_{RWM}$				24	V
Reverse breakdown voltage	$V_{BR}$	$I_{BR}=1\text{mA}$	26.7			V
Reverse leakage current	$I_R$	$V_R=24\text{V}$			1	$\mu\text{A}$
Clamping voltage ( $t_p=8/20\mu\text{s}$ )	$V_C$	$I_{PP}=1\text{A}$			43	V
Off state junction capacitance	$C_J$	$0\text{Vdc}, f=1\text{MHz}$		37		pF

Typical Characteristics Curves

Figure 1. Power Derating Curve

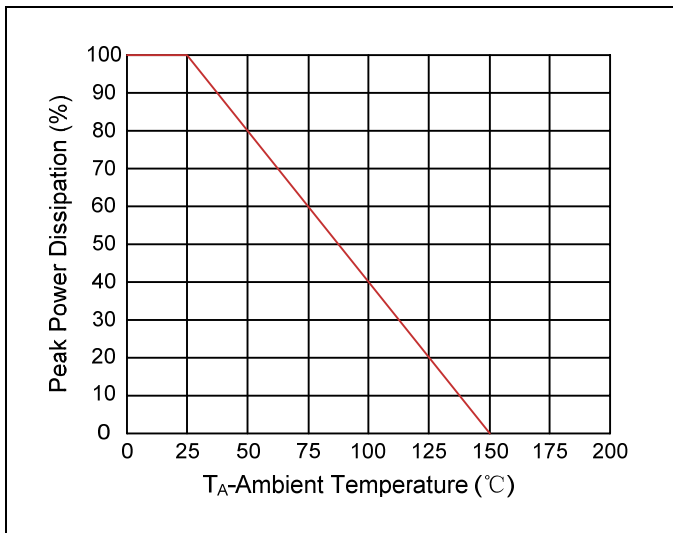


Figure 2. Pulse Waveform

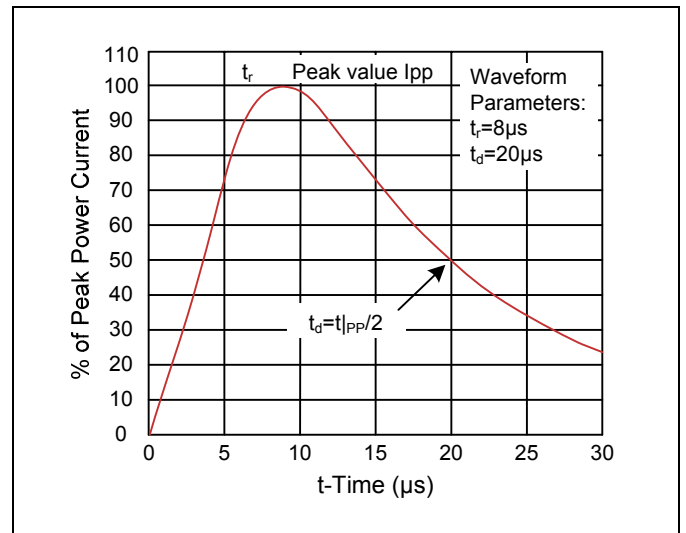
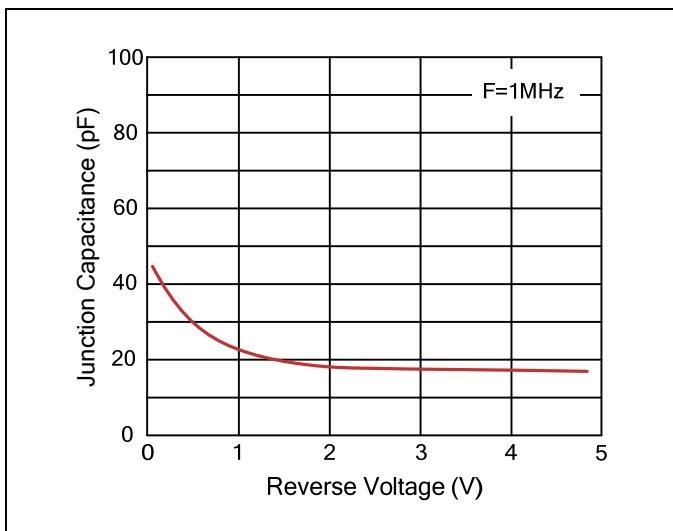
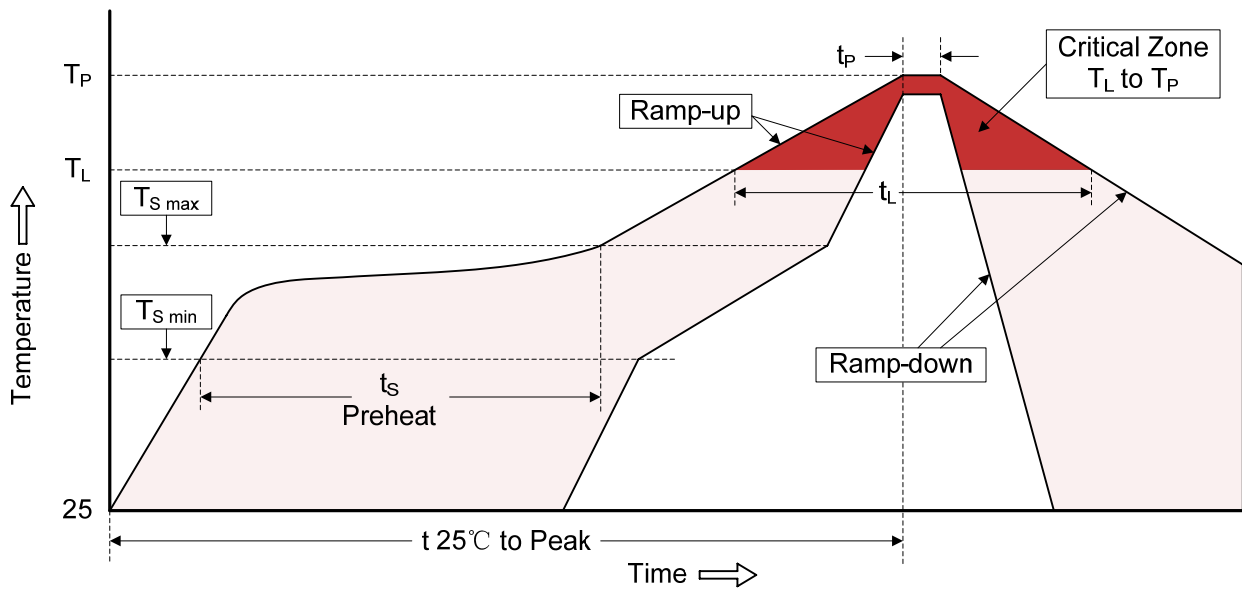


Figure 3. Capacitance vs. Reverse Voltage



Recommended Soldering Conditions

Reflow Soldering



Recommended Condition

Profile Feature	Pb-Free Assembly
Average ramp-up rate ( $T_L$ to $T_P$ )	3°C/second max.
Preheat -Temperature Min ( $T_{S\ min}$ ) -Temperature Max ( $T_{S\ max}$ ) -Time (min to max) ( $t_s$ )	150°C 200°C 60-180 seconds
$T_{S\ max}$ to $T_L$ -Ramp-up Rate	3°C/second max.
Time maintained above: -Temperature ( $T_L$ ) -Time ( $t_L$ )	217°C 60-150 seconds
Peak Temperature ( $T_P$ )	260°C
Time within 5°C of actual Peak Temperature ( $t_P$ )	20-40 seconds
Ramp-down Rate	6°C/second max.
Time 25°C to Peak Temperature	8 minutes max.

Dimensions (SOD-323)

	Dimension				
	Symbol	Millimeters		Inches	
		Min.	Max.	Min.	Max.
	A	0.80	1.10	0.031	0.043
B	-	0.10	-	0.004	
C	0.20	-	0.008	-	
D	0.11	0.20	0.004	0.008	
E	1.15	1.35	0.045	0.053	
F	-	0.35	-	0.014	
G	1.60	1.80	0.063	0.071	
H	2.40	2.60	0.094	0.102	

Packaging

<p>Tape</p>	Symbol	Dimension (mm)
	W	8.00±0.30
	P0	4.00±0.10
	P1	4.00±0.10
	P2	2.00±0.10
	D0	Φ1.55±0.10
	D1	Φ1.00±0.05
	E	1.75±0.10
	F	3.50±0.10
	A	1.48±0.10
	A0	0.80±0.10
	B	3.00±0.10
	B0	1.80±0.10
	K	1.05±0.10
t	0.25±0.05	
<p>Reel</p>	D	Φ178.0±2.0
	D2	Φ13.0
	W1	9.5
	Quantity: 3000PCS	

## X-ON Electronics

Largest Supplier of Electrical and Electronic Components

*Click to view similar products for [ESD Suppressors / TVS Diodes](#) category:*

*Click to view products by [Yageo](#) manufacturer:*

Other Similar products are found below :

[D18V0L1B2LP-7B](#) [D5V0F4U5P5-7](#) [NTE4902](#) [P4KE27CA](#) [P6KE11CA](#) [P6KE8.2A](#) [SA60CA](#) [SA64CA](#) [SMBJ12CATR](#) [SMBJ33CATR](#)  
[SMBJ8.0A](#) [ESD101-B1-02ELS E6327](#) [ESD112-B1-02EL E6327](#) [ESD7451N2T5G](#) [19180-510](#) [CPDT-5V0USP-HF](#) [3.0SMCJ33CA-F](#)  
[3.0SMCJ36A-F](#) [HSPC16701B02TP](#) [JANTX1N6126A](#) [JANTX1N6173A](#) [JANTX1N6465](#) [D3V3Q1B2DLP3-7](#) [D55V0M1B2WS-7](#)  
[DRTR5V0U4SL-7](#) [SCM1293A-04SO](#) [ESD200-B1-CSP0201 E6327](#) [SM12-7](#) [SMQA1000T1G](#) [CEN955 W/DATA](#) [VESD12A1A-HD1-GS08](#)  
[CPDUR5V0R-HF](#) [CPDQC5V0-HF](#) [IP4042CX5/LF,135](#) [D1213A-01LP4-7B](#) [1SMB33CAT3G-XYZ](#) [ESD101-B1-02EL E6327](#) [AOZ8808DI-](#)  
[03](#) [5KP15A](#) [5KP48A](#) [5KP90A](#) [ESD3V3D7-TP](#) [ESDAVLC12-1BV2](#) [15KPA36A-LF](#) [NTE4900](#) [P4KE56CA](#) [P4KE68A](#) [P4KE91CATR](#)  
[P6KE120A](#) [P6KE13CA](#)