

承 認 書

SPECIFICATION FOR APPROVAL

CUSTOMER: _____

DESCRIPTION: WIRE WOUND CHIP INDUCTOR

DDY PART NO: KPS0603LD2R2KST

CUSTOMERMODELNO: _____

DRAWING		
MADE	CHECKED	APPROVED
罗海玲	曾凡强	钟少芳
DATE:	2018年11月17日	

CUSTOMER APPROVE

赣州研创光电科技有限公司

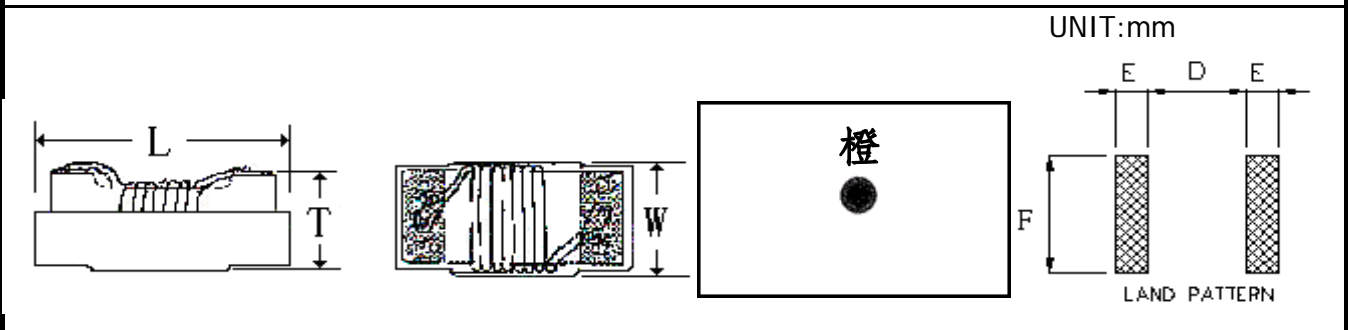
CUSTOMER:		REV NO:	A1.0
DESCRIPTION:	WIRE WOUND CHIP INDUCTOR	PAGE NO:	PAGE 1 OF 8
PART NO:	KPS0603LD2R2KST	SN.	
CUSTOMER NO:		DATE:	2018年11月17日

CATALOG

Resume	P2
Shape & Dimension	P3
Characteristic	P4
General specification	P4
Soldering Conditions	P5
Package Information	P6
Reliabilty Test	P7-8

CUSTOMER:		REV NO:	A1.0
DESCRIPTION:	WIRE WOUND CHIP INDUCTOR	PAGE NO:	PAGE 3 OF 8
PART NO:	KPS0603LD2R2KST	SN.	
CUSTOMER NO:		DATE:	2018年11月17日

1.SHAPE & DIMENSION



CODE	L	W	T	E	F	D	
DIMENSION	1.80MAX	1.25MAX	1.20MAX	0.64Typ.	1.02Typ.	0.64Typ.	

2. ELECTRICAL CHARACTERISTICS @25°C

ITEM	SPEC. RANGE	TEST CONDITION	TEST INSTRUMENTS
L (μH)	2.20±10%	7.9MHz	HP4286A
Q(品质系数)	12 MIN	7.9MHz	
DCR (Ω)	0.50 MAX		502BC
I _{rms} (mA)	600 MAX		VR116+VR7210
SRF (MHz)	50 MIN		E5071C ENA

3. PART NUMBERING SYSTEM

KPS	□□□□	□□	□R□	□	□	□	—	□□
1	2	3	4	5	6	7		8
1	PRODUCT SYMBOL (产品代号)							
2	DIMENSIONS (规格尺寸)							
3	MATERIAL (芯片类型)							
4	INDUCTANCE (电感量)							
5	TOLERANCE (公差) : J±5%; K±10%; M±20%							
6	TERMINAL (端电极材料) : S-锡端头;							
7	PACKAGING (包装方式) : T-编带盘装; B-散装							

4.GENERAL SPECIFICATION

- a. Storage temp.: -40°C ~ +85°C ,R.H.: 30% ~ 70%,Operating temp.: -40°C~ +85°C.
- b. Moisture sensitivity level (MSL) 2 (1 year floor life at <30°C/85% relative humidity).
- c.Failures in time(FIT)/Mean Time Between Failures(MTBF) 38 per billion hours/26,315,789 hours,calculated per Telcordia SR-332.

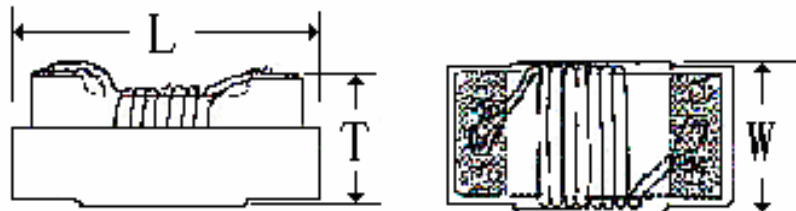
APPROVED BY	CHECKED BY	DRAFT
罗海玲	曾凡强	钟少芳

CUSTOMER:		REV NO:	A1.0
DESCRIPTION:	WIRE WOUND CHIP INDUCTOR	PAGE NO:	PAGE 4 OF 8
PART NO:	KPS0603LD2R2KST	SN.	
CUSTOMER NO:		DATE:	2018年11月17日

5. TEST DATA FOR SAMPLES

TEST ITEM	L	Q(品质系数)	DCR	L	W	T	
	(μ H)	(min)	(Ω)	(mm)	(mm)	(mm)	
CON.	7.9MHz	7.9MHz	At 25°C	1.80MAX	1.25MAX	1.20MAX	
SPEC.	2.20 \pm 10%	12 MIN	0.50 MAX				
1	2.22	16.0	0.46	1.70	1.17	1.12	
2	2.19	17.0	0.48	1.72	1.16	1.11	
3	2.20	18.0	0.46	1.69	1.17	1.13	
4	2.18	17.0	0.46	1.71	1.15	1.11	
5	2.21	17.0	0.48	1.70	1.16	1.13	
6	2.19	16.0	0.46	1.69	1.15	1.11	
7	2.18	18.0	0.47	1.72	1.17	1.12	
8	2.18	17.0	0.46	1.70	1.16	1.13	
9	2.20	18.0	0.48	1.69	1.17	1.12	
10	2.19	16.0	0.46	1.72	1.16	1.11	
X	2.19	17.00	0.47	1.70	1.16	1.12	
R	0.04	2.00	0.02	0.03	0.02	0.02	

图示:

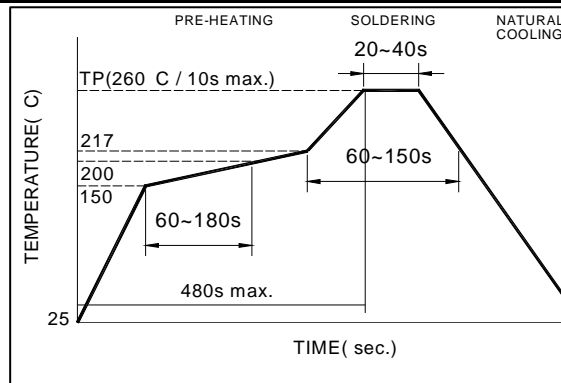


APPROVED BY	CHECKED BY	DRAFT
罗海玲	曾凡强	钟少芳

CUSTOMER:		REV NO:	A1.0
DESCRIPTION:	WIRE WOUND CHIP INDUCTOR	PAGE NO:	PAGE 5 OF 8
PART NO:	KPS0603LD2R2KST	SN.	
CUSTOMER NO:		DATE:	2018年11月17日

6. SOLDERING CONDITIONS

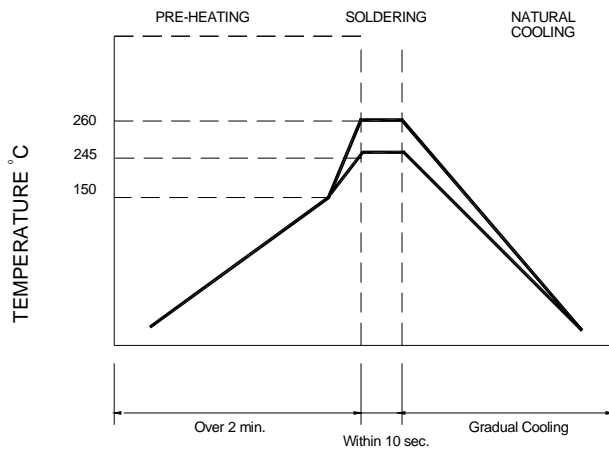
**Figure 1.
Re-flow
Soldering (Lead
Free)**



Note:

- Preheat circuit and products to 150°C
- 280°C tip temperature (max)

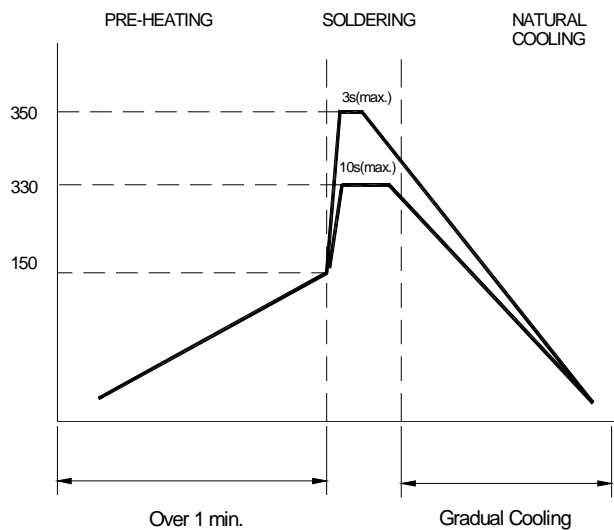
**Figure 2.
Wave Soldering**



Note :

- Never contact the ceramic with the iron tip
- 1.0mm tip diameter (max)

**Figure 3.
Hand Soldering**



Note:

- Use a 20 watt soldering iron with tip diameter of 1.0mm
- Limit soldering time to 3 sec.

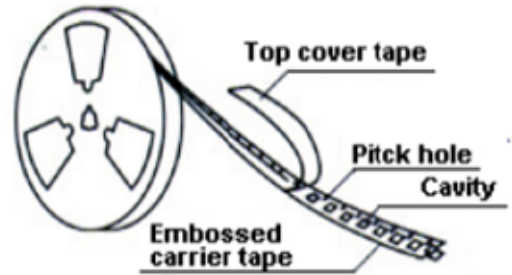
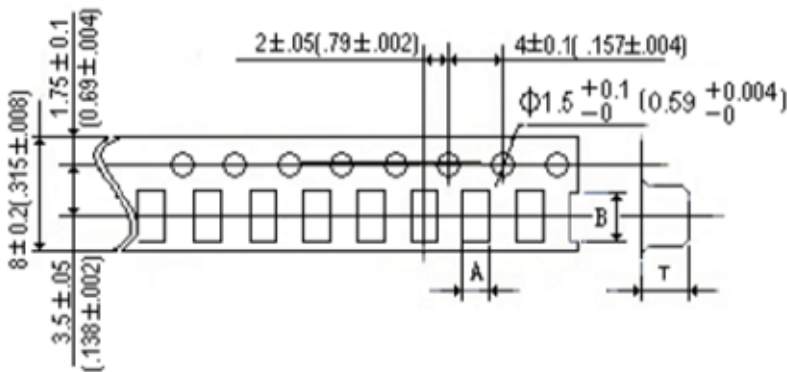
APPROVED BY	CHECKED BY	DRAWN BY
罗海玲	曾凡强	钟少芳

CUSTOMER:		REV NO:	A1.0
DESCRIPTION:	WIRE WOUND CHIP INDUCTOR	PAGE NO:	PAGE 6 OF 8
PART NO:	KPS0603LD2R2KST	SN.	
CUSTOMER NO:		DATE:	2018年11月17日

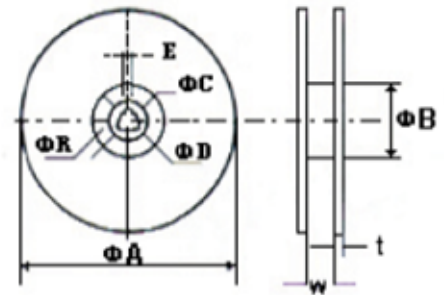
7. PACKAGING(unit: mm)

Tape

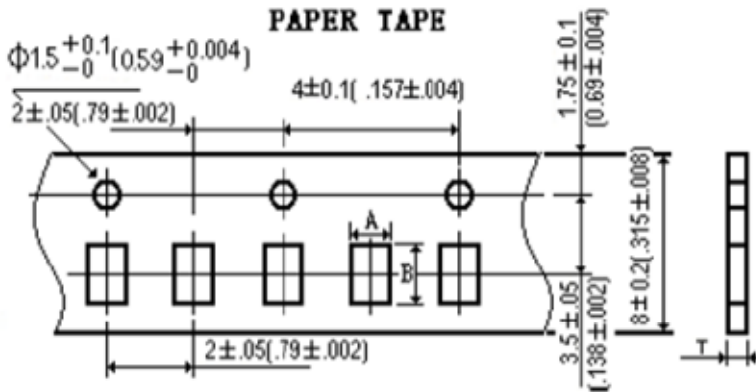
POLYSTYRENE TAPE



Reel Dimensions



PAPER TAPE



		A	B	T
纸带	0402	0.74	1.23	0.60
	0603	1.15	1.83	0.95
胶带	0805	1.85	2.40	1.45
	1008	2.73	2.90	2.34
	1210	2.96	3.60	2.40

unit	ΦA	ΦB	ΦC	ΦD	E	W	t	R
mm	178	60	13	21	2	10	2	1
	330	75	13	23	2	12	2	1

包装数量(PACKAGING QUANTITY)

规格	0402	0603	0805	1008	1210	
数量(pcs)	10000	4000	2000	2000	2000	

APPROVED BY	CHECKED BY	DRAFT
罗海玲	曾凡强	钟少芳

CUSTOMER:		REV NO:	A1.0
DESCRIPTION:	WIRE WOUND CHIP INDUCTOR	PAGE NO:	PAGE 7 OF 8
PART NO:	KPS0603LD2R2KST	SN.	
CUSTOMER NO:		DATE:	2018年11月17日

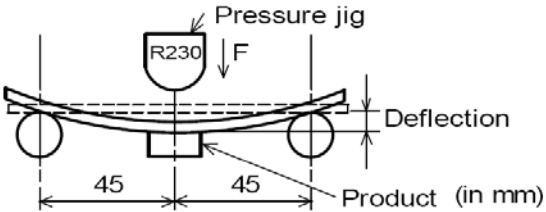
8. 1 RELIABILITY TEST

TEST ITEM	SPECIFICATION	TEST CONDITION
Rating current	According to product specifications	Current sources:33010D
Inductance	According to product specifications	Test Frequency:0.252~250MHz Test Equipment:HP4291A、HP4286A、HP4287A、HP4284A Test Fixture:16193Aor16334A
Q	According to product specifications	Test Frequency:0.252~1500MHz Test Equipment:HP4291A、HP4286A、HP4287A、Test Fixture:16193Aor16334A
RDC	According to product specifications	Test Equipment:HP4263B
SRF	According to product specifications	Test Equipment:HP4291A Test Fixture:16193A
Solderability	The metalized area must have more then 90%of solder coverage	Soldering Temp:230±5℃ Dipping time:5±1S
Resistance to soldering heat	No evidence of mechanical damage The mealized arer must have more then 75%of solder coverage Inductance change,less than±5% Q change less than±10%	Soldering Temp:260±5℃ Dipping time:10±1S
Thermal Shock	No evidence of mechanical damage, Inductance change less than±5%, Q change less than±10%	A cycle contain:Step1:-40℃, 30Min Step 2:85℃, 30Min Cycle Times:10

APPROVED BY	CHECKED BY	DRAFT
罗海玲	曾凡强	钟少芳

CUSTOMER:		REV NO:	A1.0
DESCRIPTION:	WIRE WOUND CHIP INDUCTOR	PAGE NO:	PAGE 8 OF 8
PART NO:	KPS0603LD2R2KST	SN.	
CUSTOMER NO:		DATE:	2018年11月17日

8.2 RELIABILITY TEST

TEST ITEM	SPECIFICATION	TEST CONDITION
High Temperature Storage	No evidence of mechanical damage, Inductance change less than $\pm 5\%$, Q change less than $\pm 10\%$	Test Temperature: $125\pm 2^{\circ}\text{C}$ (Ceramic core) $85\pm 2^{\circ}\text{C}$ (Ferrite core) Test Time: 96 ± 2 Hours
Low Temperature Storage	No evidence of mechanical damage, Inductance change less than $\pm 5\%$, Q change less than $\pm 10\%$	Test Temperature: $-40\pm 2^{\circ}\text{C}$ Test Time: 96 ± 2 Hours
Moisture Resistance	No evidence of mechanical damage, Inductance change less than $\pm 5\%$, Q change less than $\pm 10\%$	Test Temperature: $50\pm 2^{\circ}\text{C}$ Test Time:100Hours relative humidity:90~95%
Vibration	No evidence of mechanical damage, Inductance change less than $\pm 5\%$, Q change less than $\pm 10\%$	Amplitude:1.5mm X、Y、Z each direction for 1Hour and 45min Frequency range:10~55~10Hz(min)
Component Adhesion	No evidence of mechanical damage No evidence of peel off or broken Keep continuity of Winding	Force:2Kg Test Time: 5 ± 1 sec
Resistance to bend	No evidence of mechanical damage	Camber:20mm Test Board:Glass-Epoxy board Thickness:8mm 
Life	No evidence of mechanical damage, Inductance change less than $\pm 5\%$, Q change less than $\pm 10\%$	Test Temperature: $85\pm 2^{\circ}\text{C}$ Test Time:1000Hours with rating current

APPROVED BY	CHECKED BY	DRAFT
罗海玲	曾凡强	钟少芳

X-ON Electronics

Largest Supplier of Electrical and Electronic Components

Click to view similar products for [Fixed Inductors](#) category:

Click to view products by [Yanchuang](#) manufacturer:

Other Similar products are found below :

[MLZ1608M6R8WTD25](#) [MLZ1608N6R8LT000](#) [MLZ1608N3R3LTD25](#) [MLZ1608N3R3LT000](#) [MLZ1608N150LT000](#)
[MLZ1608M150WTD25](#) [MLZ1608M3R3WTD25](#) [MLZ1608M3R3WT000](#) [MLZ1608M150WT000](#) [MLZ1608A1R5WT000](#)
[MLZ1608N1R5LT000](#) [B82432C1333K000](#) [PCMB053T-1R0MS](#) [PCMB053T-1R5MS](#) [PCMB104T-1R5MS](#) [CR32NP-100KC](#) [CR32NP-151KC](#) [CR32NP-180KC](#) [CR32NP-181KC](#) [CR32NP-1R5MC](#) [CR32NP-390KC](#) [CR32NP-3R9MC](#) [CR32NP-680KC](#) [CR32NP-820KC](#)
[CR32NP-8R2MC](#) [CR43NP-390KC](#) [CR43NP-560KC](#) [CR43NP-680KC](#) [CR54NP-181KC](#) [CR54NP-470LC](#) [CR54NP-820KC](#) [CR54NP-8R5MC](#)
[MGDQ4-00004-P](#) [MGDU1-00016-P](#) [MHL1ECTTP18NJ](#) [MHL1JCTTD12NJ](#) [PE-51506NL](#) [PE-53601NL](#) [PE-53630NL](#) [PE-53824SNLT](#) [PE-62892NL](#) [PE-92100NL](#) [PG0434.801NLT](#) [PG0936.113NLT](#) [PM06-2N7](#) [PM06-39NJ](#) [HC2LP-R47-R](#) [HC2-R47-R](#) [HC3-2R2-R](#) [HC8-1R2-R](#)