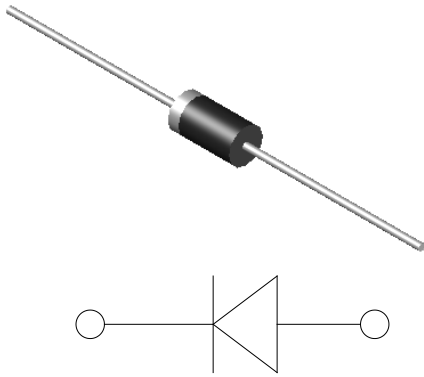


Transient Voltage Suppressor Diodes



Features

- Excellent clamping capability
- Low dynamic impedance
- Solder dip 275 °C max. 7 s, per JESD 22-B106

Mechanical Data

- **Package:** DO-201AE
Molding compound meets UL 94 V-0 flammability rating, RoHS-compliant
- **Terminals:** Tin plated leads, solderable per J-STD-002 and JESD22-B102
- **Polarity:** Color band denotes cathode end

■ Maximum Ratings (T_a=25°C Unless otherwise specified)

PARAMETER	SYMBOL	UNIT	Max
Peak power dissipation, with a 10/1000us waveform ⁽¹⁾	P _{PPM}	W	1500
Peak pulse current, with a 10/1000us waveform ⁽¹⁾	I _{PPM}	A	See Next Table
Power dissipation, on infinite heat sink at TL=75°C	P _D	W	6.5
Peak forward surge current, 8.3 ms single half sine-wave unidirectional only ⁽²⁾	I _{FSM}	A	200
Operating junction and storage temperature range	T _J , T _{STG}	°C	-55 to +150

■ Electrical Characteristics (T_a=25°C Unless otherwise specified)

PARAMETER	SYMBOL	UNIT	VALUE
Maximum instantaneous forward voltage at 25A for unidirectional only ⁽³⁾	V _{FM}	V	3.5/5.0

■ Thermal Characteristics (T_a=25°C Unless otherwise specified)

PARAMETER	SYMBOL	UNIT	Conditions	VALUE
Thermal Resistance(Typical)	R _{θJ-A}	°C/W	junction to ambient	75
	R _{θJ-L}	°C/W	junction to lead	15.4

Notes:

- (1) 1. Non-repetitive current pulse, per Fig. 3 and derated above T_A = 25 °C per Fig.2.
- (2) Measured on 8.3ms single half sine-wave or equivalent square wave, duty cycle=4 pulses per minute maximum.
- (3) VF=3.5V Max for devices of VBR ≤ 220v, and VF=5.0v Max for devices of VBR > 220v.

■ Ordering Information (Example)

PREFERRED P/N	PACKAGE CODE	UNIT WEIGHT(g)	MINIMUM PACKAGE(pcs)	INNER BOX QUANTITY(pcs)	OUTER CARTON QUANTITY(pcs)	DELIVERY MODE
1.5KE SERIES	D1	Approximate 0.95	1250	1250	12500	Tape
1.5KE SERIES	C1	Approximate 0.95	250	250	12500	Bulk



1.5KE SERIES

■Electrical Characteristics (T_a=25°C Unless otherwise specified)

Part Number (Uni)	Part Number (Bi)	Breakdown Voltage V _{BR} @I _T			Maximum Reverse Leakage I _R @ V _{WM} (μA)	Working Peak Reverse Voltage V _{RWM} (V)	Maximum Reverse Surge Current I _{PP} (A)	Maximum Clamping Voltage V _c @ I _{PP} (V)
		Min (V)	Max (V)	I _T (mA)				
1.5KE6.8	1.5KE6.8C	6.12	7.48	10	1000	5.50	139	10.8
1.5KE6.8A	1.5KE6.8CA	6.45	7.14	10	1000	5.80	143	10.5
1.5KE7.5	1.5KE7.5C	6.75	8.25	10	500	6.05	128	11.7
1.5KE7.5A	1.5KE7.5CA	7.13	7.88	10	500	6.40	133	11.3
1.5KE8.2	1.5KE8.2C	7.38	9.02	10	200	6.63	120	12.5
1.5KE8.2A	1.5KE8.2CA	7.79	8.61	10	200	7.02	124	12.1
1.5KE9.1	1.5KE9.1C	8.19	10.0	1.0	50	7.37	109	13.8
1.5KE9.1A	1.5KE9.1CA	8.65	9.55	1.0	50	7.78	112	13.4
1.5KE10	1.5KE10C	9.00	11.0	1.0	10	8.10	100	15.0
1.5KE10A	1.5KE10CA	9.50	10.5	1.0	10	8.55	103	14.5
1.5KE11	1.5KE11C	9.90	12.1	1.0	5.0	8.92	92.6	16.2
1.5KE11A	1.5KE11CA	10.5	11.6	1.0	5.0	9.40	96.2	15.6
1.5KE12	1.5KE12C	10.8	13.2	1.0	5.0	9.72	86.7	17.3
1.5KE12A	1.5KE12CA	11.4	12.6	1.0	5.0	10.2	89.8	16.7
1.5KE13	1.5KE13C	11.7	14.3	1.0	5.0	10.5	78.9	19.0
1.5KE13A	1.5KE13CA	12.4	13.7	1.0	5.0	11.1	82.4	18.2
1.5KE15	1.5KE15C	13.5	16.5	1.0	5.0	12.1	68.2	22.0
1.5KE15A	1.5KE15CA	14.3	15.8	1.0	5.0	12.8	70.8	21.2
1.5KE16	1.5KE16C	14.4	17.6	1.0	5.0	12.9	63.8	23.5
1.5KE16A	1.5KE16CA	15.2	16.8	1.0	5.0	13.6	66.7	22.5
1.5KE18	1.5KE18C	16.2	19.8	1.0	5.0	14.5	56.6	26.5
1.5KE18A	1.5KE18CA	17.1	18.9	1.0	5.0	15.3	59.5	25.2
1.5KE20	1.5KE20C	18.0	22.0	1.0	5.0	16.2	51.5	29.1
1.5KE20A	1.5KE20CA	19.0	21.0	1.0	5.0	17.1	54.2	27.7
1.5KE22	1.5KE22C	19.8	24.2	1.0	5.0	17.8	47.0	31.9
1.5KE22A	1.5KE22CA	20.9	23.1	1.0	5.0	18.8	49.0	30.6
1.5KE24	1.5KE24C	21.6	26.4	1.0	5.0	19.4	43.2	34.7
1.5KE24A	1.5KE24CA	22.8	25.2	1.0	5.0	20.5	45.2	33.2
1.5KE27	1.5KE27C	24.3	29.7	1.0	5.0	21.8	38.4	39.1
1.5KE27A	1.5KE27CA	25.7	28.4	1.0	5.0	23.1	40.0	37.5
1.5KE30	1.5KE30C	27.0	33.0	1.0	5.0	24.3	34.5	43.5
1.5KE30A	1.5KE30CA	28.5	31.5	1.0	5.0	25.6	36.2	41.4
1.5KE33	1.5KE33C	29.7	36.3	1.0	5.0	26.8	31.4	47.7
1.5KE33A	1.5KE33CA	31.4	34.7	1.0	5.0	28.2	32.8	45.7
1.5KE36	1.5KE36C	32.4	39.6	1.0	5.0	29.1	28.8	52.0
1.5KE36A	1.5KE36CA	34.2	37.8	1.0	5.0	30.8	30.1	49.9



1.5KE SERIES

■Electrical Characteristics (T_a=25°C Unless otherwise specified)

Part Number (Uni)	Part Number (Bi)	Breakdown Voltage V _{BR} @I _T			Maximum Reverse Leakage I _R @ V _{WM} (μA)	Working Peak Reverse Voltage V _{RWM} (V)	Maximum Reverse Surge Current IPP (A)	Maximum Clamping Voltage V _c @ I _{PP} (V)
		Min (V)	Max (V)	I _T (mA)				
1.5KE39	1.5KE39C	35.1	42.9	1.0	5.0	31.6	26.6	56.4
1.5KE39A	1.5KE39CA	37.1	41.0	1.0	5.0	33.3	27.8	53.9
1.5KE43	1.5KE43C	38.7	47.3	1.0	5.0	34.8	24.2	61.9
1.5KE43A	1.5KE43CA	40.9	45.2	1.0	5.0	36.8	25.3	59.3
1.5KE47	1.5KE47C	42.3	51.7	1.0	5.0	38.1	22.1	67.8
1.5KE47A	1.5KE47CA	44.7	49.4	1.0	5.0	40.2	23.1	64.8
1.5KE51	1.5KE51C	45.9	56.1	1.0	5.0	41.3	20.4	73.5
1.5KE51A	1.5KE51CA	48.5	53.6	1.0	5.0	43.6	21.4	70.1
1.5KE56	1.5KE56C	50.4	61.8	1.0	5.0	45.4	18.6	80.5
1.5KE56A	1.5KE56CA	53.2	58.8	1.0	5.0	47.8	19.5	77.0
1.5KE62	1.5KE62C	55.8	68.2	1.0	5.0	50.2	16.9	89.0
1.5KE62A	1.5KE62CA	58.9	65.1	1.0	5.0	53.0	17.6	85.0
1.5KE68	1.5KE68C	61.2	74.8	1.0	5.0	55.1	15.3	98.0
1.5KE68A	1.5KE68CA	64.6	71.4	1.0	5.0	58.1	16.3	92.0
1.5KE75	1.5KE75C	67.5	82.5	1.0	5.0	60.7	13.9	109
1.5KE75A	1.5KE75CA	71.3	78.8	1.0	5.0	64.1	14.6	104
1.5KE82	1.5KE82C	73.8	90.2	1.0	5.0	66.4	12.7	118
1.5KE82A	1.5KE82CA	77.9	86.1	1.0	5.0	70.1	13.3	113
1.5KE91	1.5KE91C	81.9	100.0	1.0	5.0	73.7	11.5	131
1.5KE91A	1.5KE91CA	86.5	95.5	1.0	5.0	77.8	12.0	125
1.5KE100	1.5KE100C	90.0	110	1.0	5.0	81.0	10.4	144
1.5KE100A	1.5KE100CA	95.0	105	1.0	5.0	85.5	10.9	137
1.5KE110	1.5KE110C	99.0	121	1.0	5.0	89.2	9.5	158
1.5KE110A	1.5KE110CA	105	116	1.0	5.0	94.0	9.9	152
1.5KE120	1.5KE120C	108	132	1.0	5.0	97.2	8.7	173
1.5KE120A	1.5KE120CA	114	126	1.0	5.0	102	9.1	165
1.5KE130	1.5KE130C	117	143	1.0	5.0	105	8.0	187
1.5KE130A	1.5KE130CA	124	137	1.0	5.0	111	8.4	179
1.5KE150	1.5KE150C	136	165	1.0	5.0	121	7.0	215
1.5KE150A	1.5KE150CA	143	158	1.0	5.0	128	7.2	207
1.5KE160	1.5KE160C	144	176	1.0	5.0	130	6.5	230
1.5KE160A	1.5KE160CA	152	168	1.0	5.0	136	6.8	219
1.5KE170	1.5KE170C	153	187	1.0	5.0	138	6.1	244
1.5KE170A	1.5KE170CA	162	179	1.0	5.0	145	6.4	234
1.5KE180	1.5KE180C	162	198	1.0	5.0	146	5.8	258
1.5KE180A	1.5KE180CA	171	189	1.0	5.0	154	6.1	246



1.5KE SERIES

■Electrical Characteristics (T_a=25°C Unless otherwise specified)

Part Number (Uni)	Part Number (Bi)	Breakdown Voltage V _{BR} @I _T			Maximum Reverse Leakage I _R @ V _{WM} (μA)	Working Peak Reverse Voltage V _{RWM} (V)	Maximum Reverse Surge Current IPP (A)	Maximum Clamping Voltage V _c @ I _{PP} (V)
		Min (V)	Max (V)	I _T (mA)				
1.5KE200	1.5KE200C	180	220	1.0	5.0	162	5.2	287
1.5KE200A	1.5KE200CA	190	210	1.0	5.0	171	5.5	274
1.5KE220	1.5KE220C	198	242	1.0	5.0	175	4.4	344
1.5KE220A	1.5KE220CA	209	231	1.0	5.0	185	4.6	328
1.5KE250	1.5KE250C	225	275	1.0	5.0	202	4.2	360
1.5KE250A	1.5KE250CA	237	263	1.0	5.0	214	4.4	344
1.5KE300	1.5KE300C	270	330	1.0	5.0	243	3.5	430
1.5KE300A	1.5KE300CA	285	315	1.0	5.0	256	3.6	414
1.5KE350	1.5KE350C	315	385	1.0	5.0	284	3.0	504
1.5KE350A	1.5KE350CA	333	368	1.0	5.0	300	3.1	482
1.5KE400	1.5KE400C	360	440	1.0	5.0	324	2.6	574
1.5KE400A	1.5KE400CA	380	420	1.0	5.0	342	2.7	548
1.5KE440	1.5KE440C	396	484	1.0	5.0	356	2.4	631
1.5KE440A	1.5KE440CA	418	462	1.0	5.0	376	2.5	602
1.5KE480	1.5KE480C	432	528	1.0	5.0	389	2.19	686
1.5KE480A	1.5KE480CA	456	504	1.0	5.0	408	2.28	658
1.5KE500	1.5KE500C	450	550	1.0	5.0	406	2.08	720
1.5KE500A	1.5KE500CA	475	525	1.0	5.0	427.5	2.17	690
1.5KE510	1.5KE510C	459	561	1.0	5.0	413	2.06	729
1.5KE510A	1.5KE510CA	485	535	1.0	5.0	434	2.15	698
1.5KE520	1.5KE520C	468	572	1.0	5.0	422.2	2.0	748.8
1.5KE520A	1.5KE520CA	494	546	1.0	5.0	444.6	2.09	717.6
1.5KE540	1.5KE540C	486	594	1.0	5.0	437	1.94	772
1.5KE540A	1.5KE540CA	513	567	1.0	5.0	459	2.03	740
1.5KE550	1.5KE550C	495	605	1.0	5.0	446.6	1.89	792
1.5KE550A	1.5KE550CA	522.5	577.5	1.0	5.0	470.3	1.98	759
1.5KE600	1.5KE600C	540	660	1.0	5.0	487.2	1.74	864
1.5KE600A	1.5KE600CA	570	630	1.0	5.0	513	1.81	828

Notes:

For bi-directional types having VWM of 10V and less, the I_R limit is doubled.



1.5KE SERIES

■ Characteristics (Typical)

FIG1: Peak Pulse Power Rating Curve

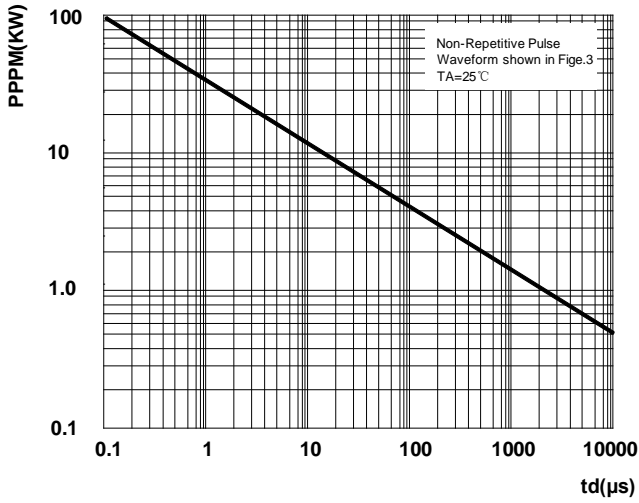


FIG4: Pulse Power or Current vs Initial Junction Temperature

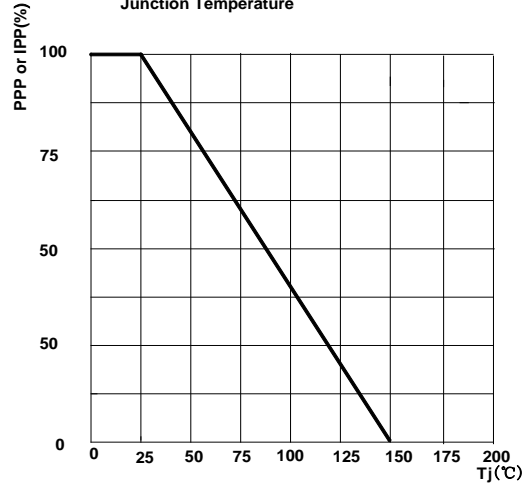


FIG3: Pulse Waveform

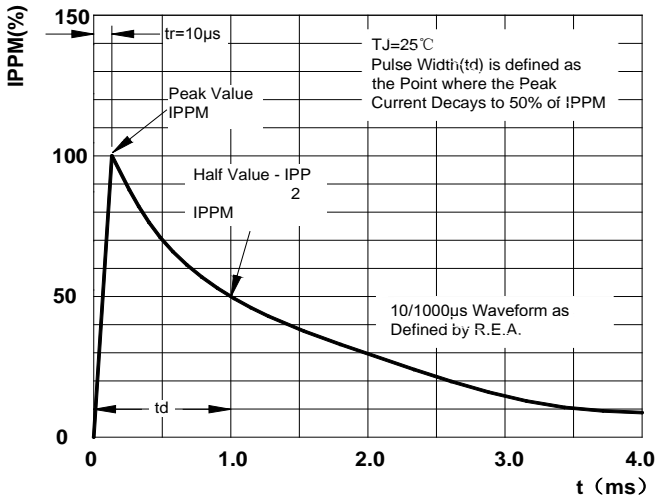


FIG4: Power Derating Curve

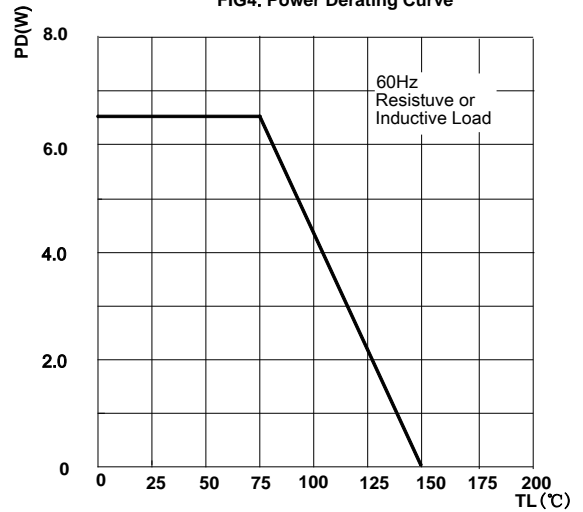


FIG5: Maximum Non-Repetitive Surge Current

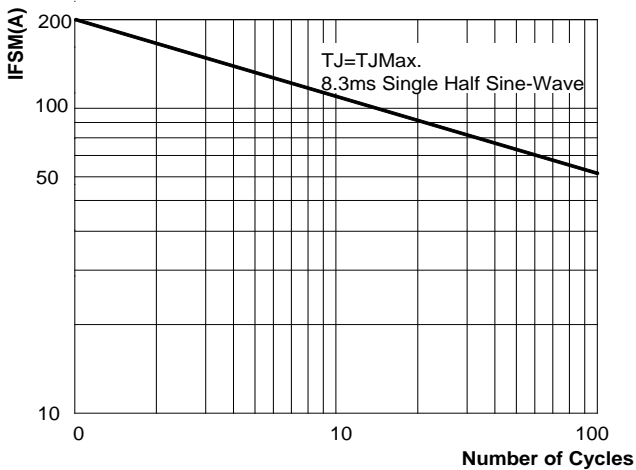
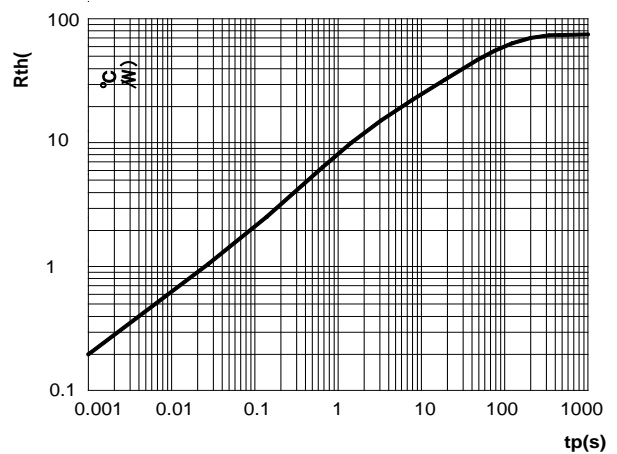


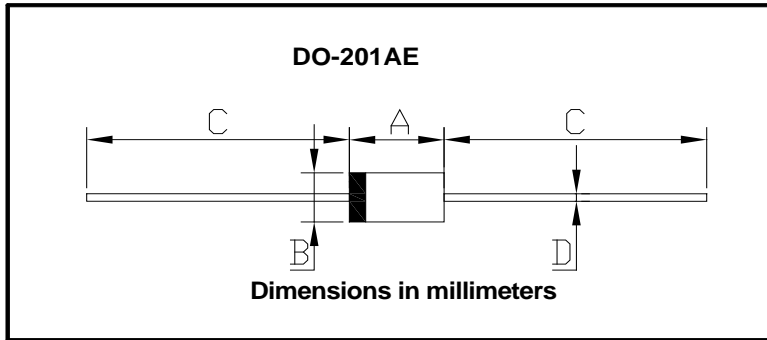
FIG6: Typical Transient Thermal Impedance





1.5KE SERIES

■ Outline Dimensions



DO-201AE		
Dim	Min	Max
A	8.50	9.50
B	5.00	5.60
C	25.4	/
D	0.96	1.07



1.5KE SERIES

Disclaimer

The information presented in this document is for reference only. Yangzhou Yangjie Electronic Technology Co., Ltd. reserves the right to make changes without notice for the specification of the products displayed herein to improve reliability, function or design or otherwise.

The product listed herein is designed to be used with ordinary electronic equipment or devices, and not designed to be used with equipment or devices which require high level of reliability and the malfunction of which would directly endanger human life (such as medical instruments, transportation equipment, aerospace machinery, nuclear-reactor controllers, fuel controllers and other safety devices), Yangjie or anyone on its behalf, assumes no responsibility or liability for any damages resulting from such improper use of sale.

This publication supersedes & replaces all information previously supplied. For additional information, please visit our website [http:// www.21yangjie.com](http://www.21yangjie.com) , or consult your nearest Yangjie's sales office for further assistance.

X-ON Electronics

Largest Supplier of Electrical and Electronic Components

Click to view similar products for [ESD Suppressors / TVS Diodes](#) category:

Click to view products by [Yangjie](#) manufacturer:

Other Similar products are found below :

[60KS200C](#) [D18V0L1B2LP-7B](#) [D5V0F4U5P5-7](#) [DESD5V0U1BB-7](#) [NTE4902](#) [P4KE27CA](#) [P6KE11CA](#) [P6KE39CA-TP](#) [P6KE8.2A](#)
[SA110CA](#) [SA60CA](#) [SA64CA](#) [SMBJ12CATR](#) [SMBJ33CATR](#) [SMBJ8.0A](#) [ESD101-B1-02ELS E6327](#) [ESD105-B1-02EL E6327](#) [ESD112-B1-02EL E6327](#) [ESD119B1W01005E6327XTSA1](#) [ESD5V0L1B02VH6327XTSA1](#) [ESD7451N2T5G](#) [19180-510](#) [CPDT-5V0USP-HF](#)
[3.0SMCJ33CA-F](#) [3.0SMCJ36A-F](#) [HSPC16701B02TP](#) [D3V3Q1B2DLP3-7](#) [D55V0M1B2WS-7](#) [DESD5V0U1BL-7B](#) [DRTR5V0U4SL-7](#)
[SCM1293A-04SO](#) [ESD200-B1-CSP0201 E6327](#) [SM12-7](#) [SMF8.0A-TP](#) [SMLJ45CA-TP](#) [CEN955 W/DATA](#) [82350120560](#) [VESD12A1A-](#)
[HD1-GS08](#) [CPDUR5V0R-HF](#) [CPDQC5V0U-HF](#) [CPDQC5V0USP-HF](#) [CPDQC5V0-HF](#) [D1213A-01LP4-7B](#) [D1213A-02WL-7](#)
[MMAD1108/TR13](#) [5KP100A](#) [5KP15A](#) [5KP18A](#) [5KP48A](#) [5KP90A](#)