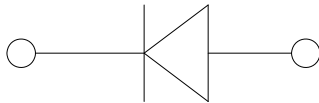



## Fast Recovery Rectifier



### Features

- High efficiency
- High current capability
- High reliability
- High surge current capability
- Low power loss
- Glass passivated chip junction
- Solder dip 275 °C max. 7 s, per JESD 22-B106

### Mechanical Data

- **Package:** R-1  
Molding compound meets UL 94 V-0 flammability rating, RoHS-compliant, Halogen free
- **Terminals:** Tin plated leads, solderable per J-STD-002 and JESD22-B102
- **Polarity:** Color band denotes cathode end

### ■ Maximum Ratings (T<sub>a</sub>=25°C Unless otherwise specified)

PARAMETER	SYMBOL	UNIT	1F1G	1F2G	1F3G	1F4G	1F5G	1F6G	1F7G
Device marking code			1F1G	1F2G	1F3G	1F4G	1F5G	1F6G	1F7G
Repetitive Peak Reverse Voltage	VRRM	V	50	100	200	400	600	800	1000
Average Forward Current @60Hz sine wave, Resistance load, T <sub>a</sub> =70°C	I <sub>F(AV)</sub>	A	1.0						
Surge(Non-repetitive)Forward Current @60Hz Half-sine wave, 1 cycle, T <sub>a</sub> =25°C	IFSM	A	30						
Storage Temperature	T <sub>stg</sub>	°C	-55 ~+150						
Junction Temperature	T <sub>j</sub>	°C	-55~+150						

### ■ Electrical Characteristics (T<sub>a</sub>=25°C Unless otherwise specified)

PARAMETER	SYMBOL	UNIT	TEST CONDITIONS	1F1G	1F2G	1F3G	1F4G	1F5G	1F6G	1F7G
Maximum instantaneous forward voltage drop per diode	V <sub>FM</sub>	V	I <sub>FM</sub> =1.0A	1.3						
Maximum DC reverse current at rated DC blocking voltage per diode	I <sub>RRM1</sub>	μA	T <sub>a</sub> =25°C	2.5						
	I <sub>RRM2</sub>		T <sub>a</sub> =125°C	100						
Reverse Recovery time	t <sub>rr</sub>	ns	I <sub>F</sub> =0.5A I <sub>R</sub> =1A I <sub>RR</sub> =0.25A	150			250	500		
Typical junction capacitance	C <sub>j</sub>	pF	Measured at 1MHZ and Applied Reverse Voltage of 4.0 V.D.C.	20						

### ■ Thermal Characteristics (T<sub>a</sub>=25°C Unless otherwise specified)

PARAMETER	SYMBOL	UNIT	1F1G	1F2G	1F3G	1F4G	1F5G	1F6G	1F7G
Thermal Resistance(Typical)	R <sub>θJ-A</sub>	°C/W	95						



# 1F1G THRU 1F7G

## Ordering Information (Example)

PREFERRED P/N	PACKAGE CODE	UNIT WEIGHT(g)	MINIMUM PACKAGE(pcs)	INNER BOX QUANTITY(pcs)	OUTER CARTON QUANTITY(pcs)	DELIVERY MODE
1F1G~1F7G	D1	Approximate 0.19	5000	5000	50000	Tape
1F1G~1F7G	C1	Approximate 0.19	1000	1000	50000	Bulk

## Characteristics (Typical)

FIG.1: I<sub>o</sub>-T<sub>a</sub> Curve

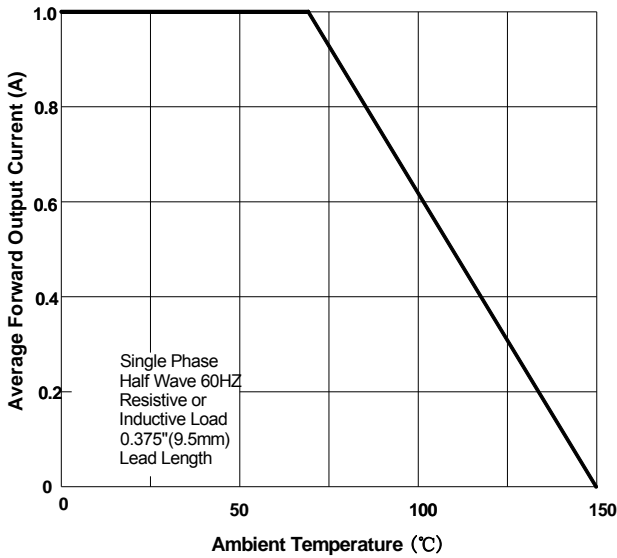


FIG.2: Surge Forward Current Capability

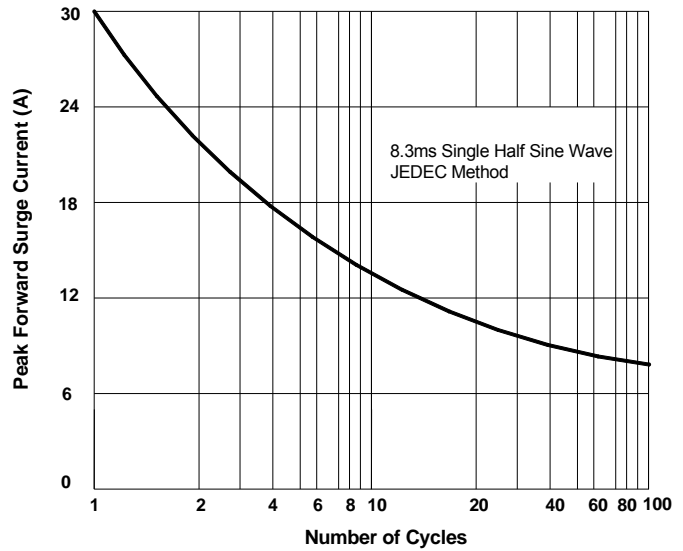


FIG.3: Forward Voltage

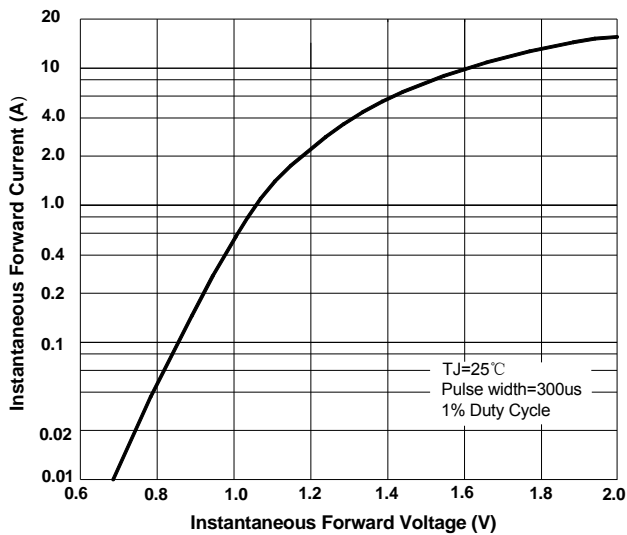
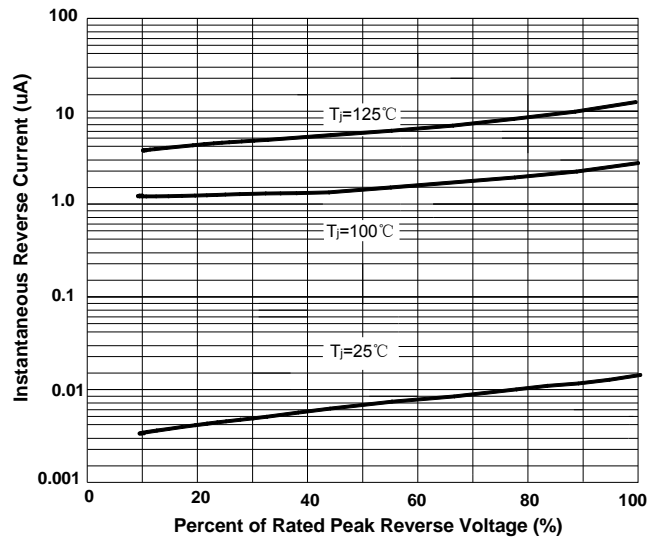


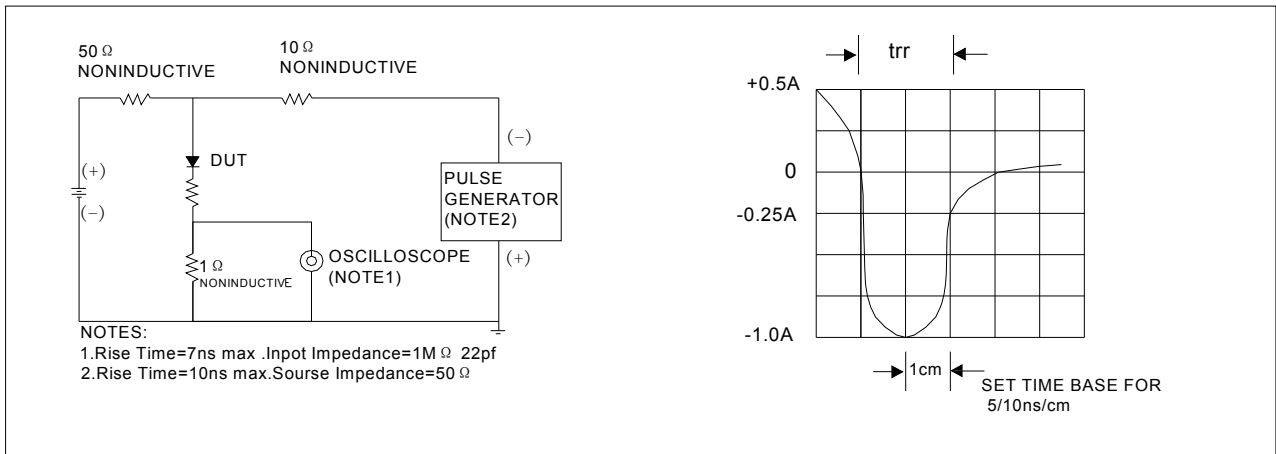
FIG.4: Typical Reverse Characteristics



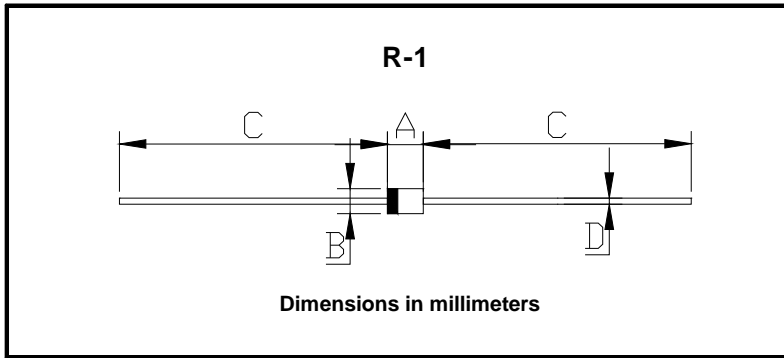


# 1F1G THRU 1F7G

FIG.5: Diagram of circuit and Testing wave form of reverse recovery time



## ■ Outline Dimensions



R-1		
Dim	Min	Max
A	3.00	3.30
B	2.00	2.70
C	25.4	/
D	0.53	0.64



## Disclaimer

The information presented in this document is for reference only. Yangzhou Yangjie Electronic Technology Co., Ltd. reserves the right to make changes without notice for the specification of the products displayed herein to improve reliability, function or design or otherwise.

The product listed herein is designed to be used with ordinary electronic equipment or devices, and not designed to be used with equipment or devices which require high level of reliability and the malfunction of which would directly endanger human life (such as medical instruments, transportation equipment, aerospace machinery, nuclear-reactor controllers, fuel controllers and other safety devices), Yangjie or anyone on its behalf, assumes no responsibility or liability for any damages resulting from such improper use of sale.

This publication supersedes & replaces all information previously supplied. For additional information, please visit our website [http:// www.21yangjie.com](http://www.21yangjie.com) , or consult your nearest Yangjie's sales office for further assistance.

## X-ON Electronics

Largest Supplier of Electrical and Electronic Components

*Click to view similar products for [Rectifiers](#) category:*

*Click to view products by [Yangjie](#) manufacturer:*

Other Similar products are found below :

[70HFR40](#) [FR105 R0](#) [RL252-TP](#) [1N5397](#) [1N4002G](#) [1N4005-TR](#) [JANS1N6640US](#) [481235F](#) [RRE02VS6SGTR](#) [067907F](#) [MS306](#) [US2JFL-TP](#) [A1N5404G-G](#) [CRS12\(T5L,TEMQ\)](#) [ACGRB207-HF](#) [CLH07\(TE16L,Q\)](#) [CLH03\(TE16L,Q\)](#) [ACGRC307-HF](#) [ACEFC304-HF](#) [DZ-1380](#) [NTE6356](#) [NTE6359](#) [JAN1N5555](#) [85HFR60](#) [40HFR60](#) [70HF120](#) [85HFR80](#) [D126A45C](#) [SCF7500](#) [SCHJ22.5K](#) [SM100](#) [SCPA2](#) [SDHD5K](#) [ACGRA4001-HF](#) [D1821SH45T PR](#) [D1251S45T](#) [NTE6358](#) [NTE5850](#) [NTE5819](#) [NTE5837](#) [NTE5892](#) [NTE5900](#) [NTE5911](#) [NTE5915](#) [NTE5921](#) [NTE6104](#) [NTE6105](#) [NTE6154](#) [NTE6158](#) [NTE6159](#)