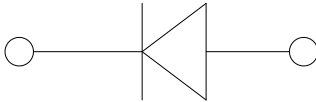





## General Purpose Rectifier



## Features

- High efficiency
- High current capability
- High reliability
- High surge current capability
- Low power loss
- Solder dip 275 °C max. 7 s, per JESD 22-B106

## Mechanical Data

- **Package:** A-405  
Molding compound meets UL 94 V-0 flammability rating, RoHS-compliant
- **Terminals:** Tin plated leads, solderable per J-STD-002 and JESD22-B102
- **Polarity:** Color band denotes cathode end

■ Maximum Ratings (T<sub>a</sub>=25°C Unless otherwise specified)

PARAMETER	SYMBOL	UNIT	1N4001S	1N4002S	1N4003S	1N4004S	1N4005S	1N4006S	1N4007S
Device marking code			1N4001S	1N4002S	1N4003S	1N4004S	1N4005S	1N4006S	1N4007S
Repetitive Peak Reverse Voltage	VRRM	V	50	100	200	400	600	800	1000
Average Forward Current @60Hz sine wave, Resistance load, T <sub>a</sub> =50°C	I <sub>F(AV)</sub>	A	1.0						
Surge(Non-repetitive)Forward Current @ 60Hz Half-sine wave,1 cycle, T <sub>a</sub> =25°C	IFSM	A	30						
Storage Temperature	T <sub>stg</sub>	°C	-55 ~+150						
Junction Temperature	T <sub>j</sub>	°C	-55~+125						

■ Electrical Characteristics (T<sub>a</sub>=25°C Unless otherwise specified)

PARAMETER	SYMBOL	UNIT	TEST CONDITIONS	1N4001S	1N4002S	1N4003S	1N4004S	1N4005S	1N4006S	1N4007S
Maximum instantaneous forward voltage drop per diode	V <sub>FM</sub>	V	I <sub>FM</sub> =1.0A	1.0						
Maximum DC reverse current at rated DC blocking voltage per diode	I <sub>RRM1</sub>	μA	T <sub>a</sub> =25°C	2.5						
	I <sub>RRM2</sub>		T <sub>a</sub> =100°C	50						
Typical junction capacitance	C <sub>j</sub>	pF	Measured at 1MHZ and Applied Reverse Voltage of 4.0 V.D.C.	12						

■ Thermal Characteristics (T<sub>a</sub>=25°C Unless otherwise specified)

PARAMETER	SYMBOL	UNIT	1N4001S	1N4002S	1N4003S	1N4004S	1N4005S	1N4006S	1N4007S
Thermal Resistance(Typical)	R <sub>θJA</sub>	°C/W	55						



# 1N4001S THRU 1N4007S

## Ordering Information (Example)

PREFERRED P/N	PACKAGE CODE	UNIT WEIGHT(g)	MINIMUM PACKAGE(pcs)	INNER BOX QUANTITY(pcs)	OUTER CARTON QUANTITY(pcs)	DELIVERY MODE
1N4001S~1N4007S	D1	Approximate 0.22	Approximate 5000	5000	50000	Tape
1N4001S~1N4007S	C1	Approximate 0.22	Approximate 1000	1000	50000	Bulk

## Characteristics (Typical)

FIG.1:  $I_o$ - $T_a$  Curve

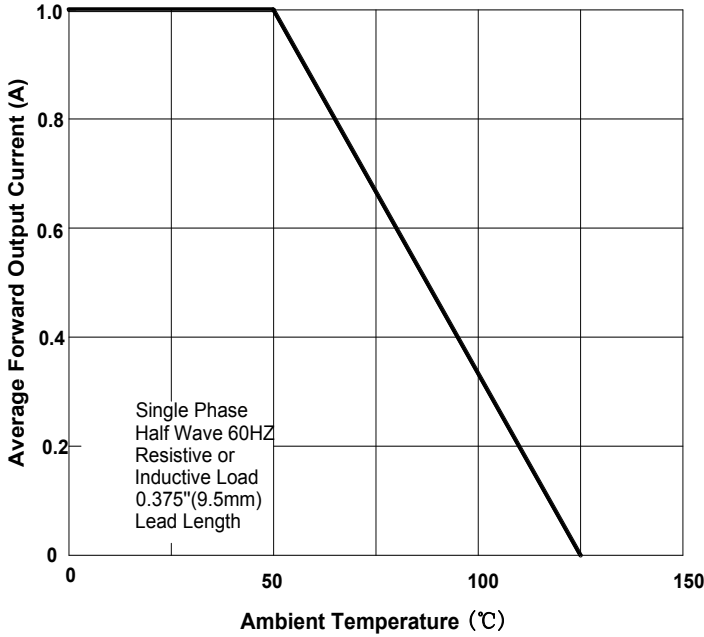


FIG.2: Surge Forward Current Capability

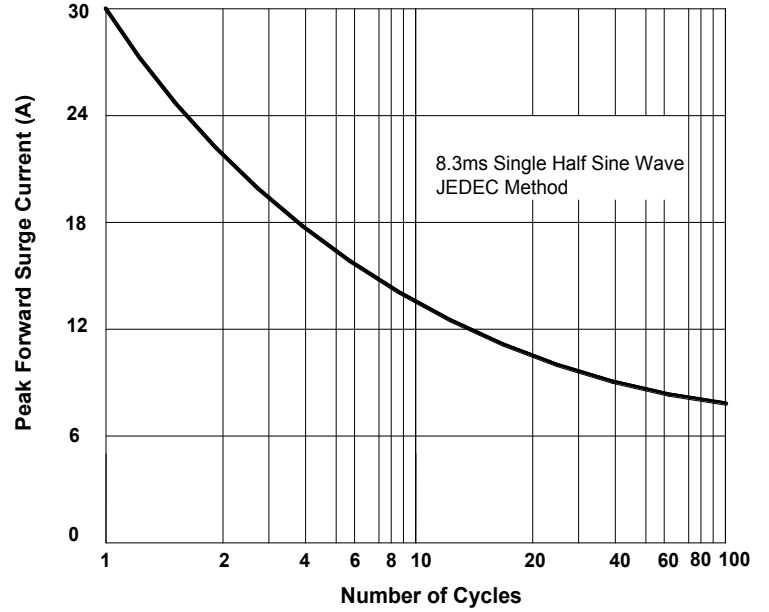


FIG.3: Forward Voltage

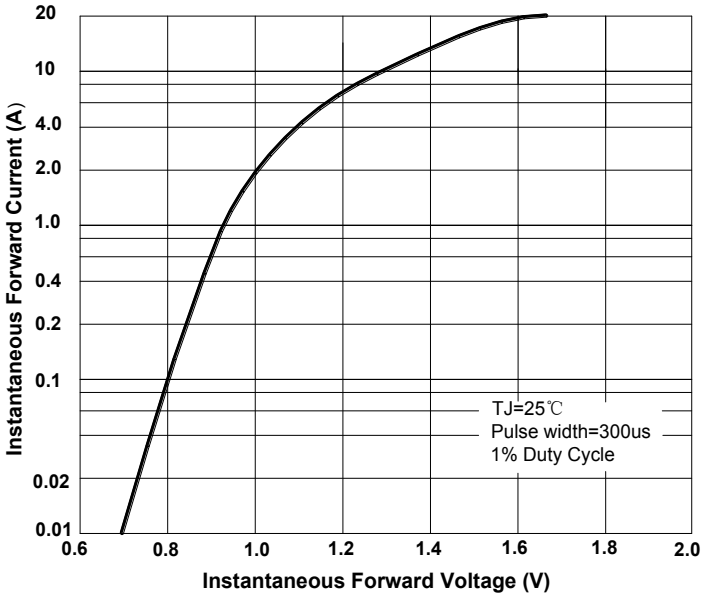
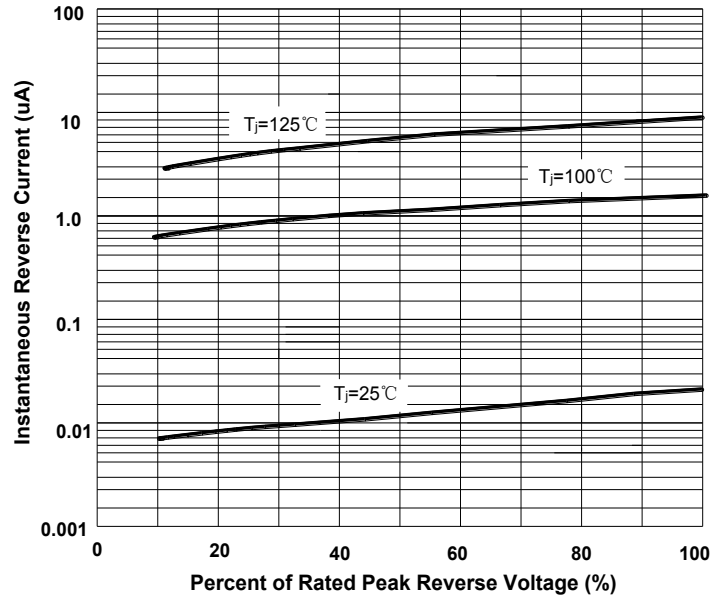


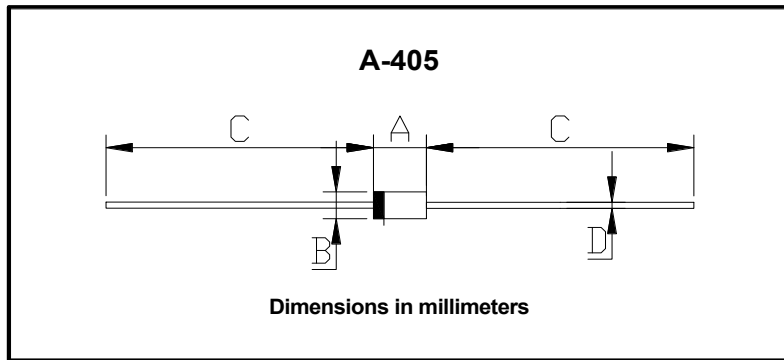
FIG.4: Typical Reverse Characteristics





# 1N4001S THRU 1N4007S

## ■ Outline Dimensions



<b>A-405</b>		
Dim	Min	Max
A	4.22	5.21
B	2.03	2.72
C	25.4	/
D	0.53	0.64



## Disclaimer

The information presented in this document is for reference only. Yangzhou Yangjie Electronic Technology Co., Ltd. reserves the right to make changes without notice for the specification of the products displayed herein to improve reliability, function or design or otherwise.

The product listed herein is designed to be used with ordinary electronic equipment or devices, and not designed to be used with equipment or devices which require high level of reliability and the malfunction of which would directly endanger human life (such as medical instruments, transportation equipment, aerospace machinery, nuclear-reactor controllers, fuel controllers and other safety devices), Yangjie or anyone on its behalf, assumes no responsibility or liability for any damages resulting from such improper use of sale.

This publication supersedes & replaces all information previously supplied. For additional information, please visit our website [http:// www.21yangjie.com](http://www.21yangjie.com) , or consult your nearest Yangjie's sales office for further assistance.

## X-ON Electronics

Largest Supplier of Electrical and Electronic Components

*Click to view similar products for [Diodes - General Purpose, Power, Switching category](#):*

*Click to view products by [Yangjie manufacturer](#):*

Other Similar products are found below :

[MCL4151-TR3](#) [MMBD3004S-13-F](#) [RD0306T-H](#) [RD0506LS-SB-1H](#) [RGP30G-E373](#) [DSE010-TR-E](#) [BAQ333-TR](#) [BAQ335-TR](#) [BAQ33-GS18](#) [BAS1602VH6327XT](#) [BAV17-TR](#) [BAV19-TR](#) [BAV301-TR](#) [BAW27-TAP](#) [HSC285TRF-E](#) [NSVBAV23CLT1G](#) [NTE525](#) [1SS181-TP](#) [1SS184-TP](#) [1SS193,LF](#) [1SS193-TP](#) [1SS400CST2RA](#) [SBAV99LT3G](#) [SDAA13](#) [LL4448-GS18](#) [SHN2D02FUTW1T1G](#) [LS4150GS18](#) [LS4151GS08](#) [SMMD7000LT3G](#) [FC903-TR-E](#) [1N4449](#) [1N4934-E3/73](#) [1SS226-TP](#) [APT100DL60HJ](#) [RFUH20TB3S](#) [RGP30G-E354](#) [RGP30M-E3/73](#) [D291S45T](#) [MCL4151-TR](#) [BAS 16-02V H6327](#) [BAS 21U E6327](#) [BAS 28 E6327](#) [BAS33-TAP](#) [BAS 70-02V H6327](#) [BAV300-TR](#) [BAV303-TR3](#) [BAW27-TR](#) [BAW56DWQ-7-F](#) [BAW56M3T5G](#) [BAW75-TAP](#)