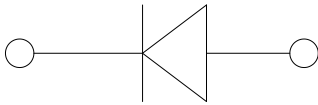





General Purpose Rectifier



Features

- High efficiency
- High current capability
- High reliability
- High surge current capability
- Low power loss
- Glass passivated chip junction
- Solder dip 275 °C max. 7 s, per JESD 22-B106

Mechanical Data

- **Package:** DO-204AC(DO-15)
Molding compound meets UL 94 V-0 flammability rating, RoHS-compliant
- **Terminals:** Tin plated leads, solderable per J-STD-002 and JESD22-B102
- **Polarity:** Color band denotes cathode end

■ Maximum Ratings (T_a=25°C Unless otherwise specified)

PARAMETER	SYMBOL	UNIT	1N5391G	1N5392G	1N5393G	1N5395G	1N5397G	1N5398G	1N5399G
Device marking code			1N5391G	1N5392G	1N5393G	1N5395G	1N5397G	1N5398G	1N5399G
Repetitive Peak Reverse Voltage	V _{RRM}	V	50	100	200	400	600	800	1000
Average Forward Current @60Hz sine wave, Resistance load, T _a =50°C	I _{F(AV)}	A	1.5						
Forward Surge Current (Non-repetitive) @60Hz Half-sine wave, 1 cycle, T _a =25°C	I _{FSM}	A	50						
Storage Temperature	T _{stg}	°C	-55 ~+150						
Junction Temperature	T _j	°C	-55~+150						

■ Electrical Characteristics (T_a=25°C Unless otherwise specified)

PARAMETER	SYMBOL	UNIT	TEST CONDITIONS	1N5391G	1N5392G	1N5393G	1N5395G	1N5397G	1N5398G	1N5399G
Maximum instantaneous forward voltage drop per diode	V _{FM}	V	I _{FM} =1.5A	1.1						
Maximum DC reverse current at rated DC blocking voltage per diode	I _{RRM1}	μA	T _a =25°C	2.5						
	I _{RRM2}		T _a =100°C	50						
Typical junction capacitance	C _j	pF	Measured at 1MHZ and Applied Reverse Voltage of 4.0 V.D.C.	15						

■ Thermal Characteristics (T_a=25°C Unless otherwise specified)

PARAMETER	SYMBOL	UNIT	1N5391G	1N5392G	1N5393G	1N5395G	1N5397G	1N5398G	1N5399G
Thermal Resistance(Typical)	R _{θJ-A}	°C/W	50						



1N5391G THRU 1N5399G

Ordering Information (Example)

PREFERRED P/N	PACKAGE CODE	UNIT WEIGHT(g)	MINIMUM PACKAGE(pcs)	INNER BOX QUANTITY(pcs)	OUTER CARTON QUANTITY(pcs)	DELIVERY MODE
1N5391G~1N5399G	D1	Approximate 0.38	3000	3000	30000	Tape
1N5391G~1N5399G	C1	Approximate 0.38	500	500	25000	Bulk

Characteristics (Typical)

FIG.1: I_o - T_a Curve

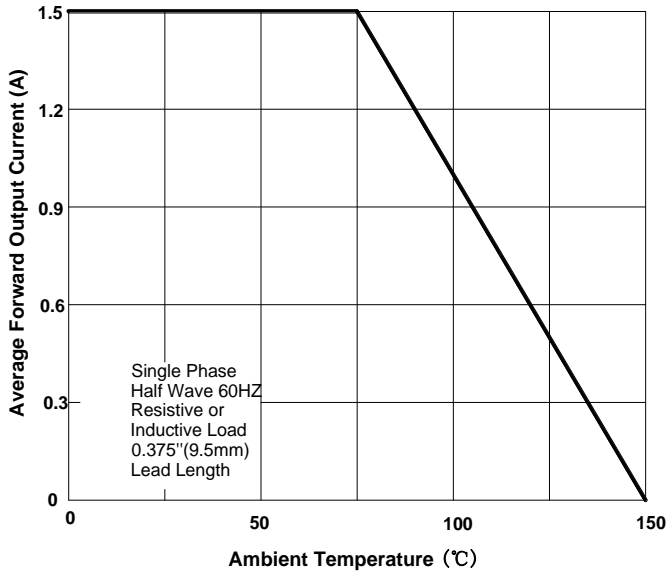


FIG.2: Forward Surge Current Capability

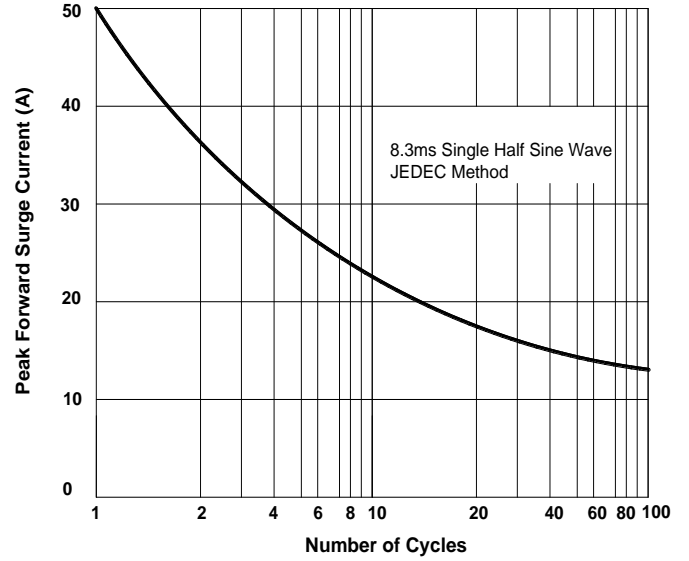


FIG.3: Forward Voltage

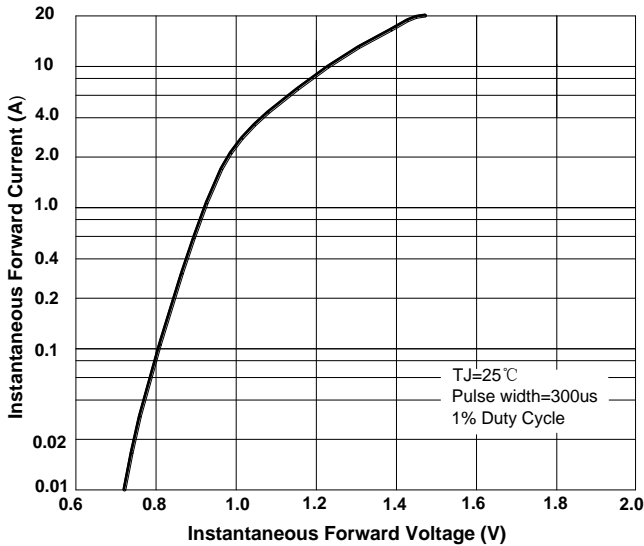
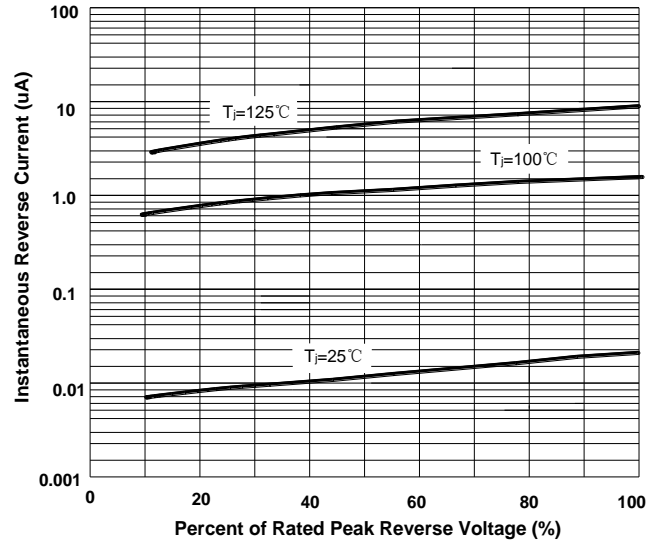


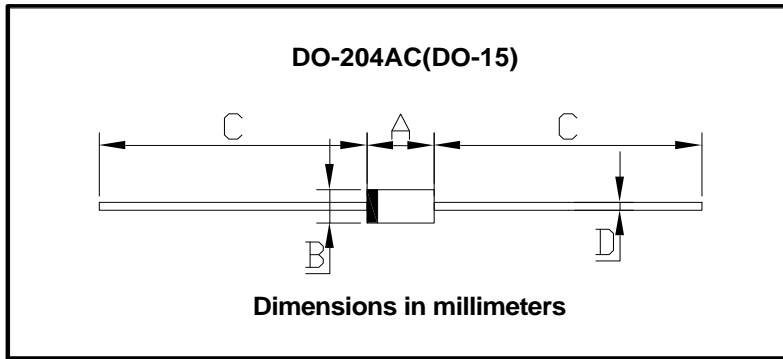
FIG.4: Typical Reverse Characteristics





1N5391G THRU 1N5399G

■ Outline Dimensions



DO-204AC(DO-15)		
Dim	Min	Max
A	5.80	7.60
B	2.60	3.60
C	25.4	/
D	0.70	0.90



1N5391G THRU 1N5399G

Disclaimer

The information presented in this document is for reference only. Yangzhou Yangjie Electronic Technology Co., Ltd. reserves the right to make changes without notice for the specification of the products displayed herein to improve reliability, function or design or otherwise.

The product listed herein is designed to be used with ordinary electronic equipment or devices, and not designed to be used with equipment or devices which require high level of reliability and the malfunction of which would directly endanger human life (such as medical instruments, transportation equipment, aerospace machinery, nuclear-reactor controllers, fuel controllers and other safety devices), Yangjie or anyone on its behalf, assumes no responsibility or liability for any damages resulting from such improper use of sale.

This publication supersedes & replaces all information previously supplied. For additional information, please visit our website [http:// www.21yangjie.com](http://www.21yangjie.com) , or consult your nearest Yangjie's sales office for further assistance.

X-ON Electronics

Largest Supplier of Electrical and Electronic Components

Click to view similar products for [Diodes - General Purpose, Power, Switching category](#):

Click to view products by [Yangjie manufacturer](#):

Other Similar products are found below :

[MCL4151-TR3](#) [MMBD3004S-13-F](#) [RD0306T-H](#) [1N3611](#) [NTE156A](#) [NTE574](#) [NTE6244](#) [1SS193,LF](#) [1SS400CST2RA](#) [SDAA13](#)
[SHN2D02FUTW1T1G](#) [LS4151GS08](#) [1N4449](#) [1N456A](#) [1N4934-E3/73](#) [1N914BTR](#) [RFUH20TB3S](#) [D291S45T](#) [BAV300-TR](#) [BAW56DWQ-](#)
[7-F](#) [BAW56M3T5G](#) [BAW75-TAP](#) [MM230L-CAA](#) [IDW40E65D1](#) [JAN1N3600](#) [JAN1N4454UR-1](#) [LL4151-GS18](#) [SMMSD4148T3G](#)
[BYW95B/A52A](#) [NSVDAN222T1G](#) [CDSZC01100-HF](#) [LL4150-M-08](#) [1N4454-TR](#) [BAV70HDW-7](#) [BAS28-7](#) [JANTX1N6640](#) [BAW56HDW-](#)
[13](#) [BAS28 TR](#) [VS-HFA04SD60STR-M3](#) [NSVM1MA152WKT1G](#) [1SS388-TP](#) [RGP30D-E3/73](#) [VS-8EWF02S-M3](#) [BAV99TQ-13-F](#)
[BAV99HDW-13](#) [MMDB30-E28X](#) [IDP20C65D2XKSA1](#) [LS4148](#) [IDV15E65D2](#) [NSVM1MA152WAT1G](#)