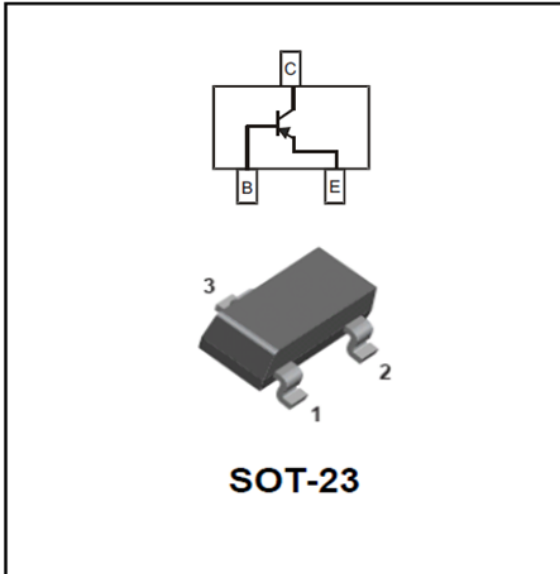


## PNP Transistor



### Features

- Epoxy meets UL-94 V-0 flammability rating
- Halogen free available upon request by adding suffix "HF"
- Moisture Sensitivity Level 1
- Surface mount package ideally Suited for Automatic Insertion
- PNP

### Mechanical Data

- **Package:** SOT-23
- **Terminals:** Tin plated leads, solderable per J-STD-002 and JESD22-B102
- **Marking:**

2SA1037-Q	FQ
2SA1037-R	FR
2SA1037-S	FS

### ■ Maximum Ratings (Ta=25°C unless otherwise noted)

Item	Symbol	Unit	Conditions	Value
Collector-Base Voltage	$V_{CBO}$	V	$I_C = -50\mu A, I_E = 0$	-60
Collector-Emitter Voltage	$V_{CEO}$	V	$I_C = -1mA, I_B = 0$	-50
Emitter-Base Voltage	$V_{EBO}$	V	$I_E = -50\mu A, I_C = 0$	-6
Collector Current	$I_C$	A		-0.15
Collector Power Dissipation	$P_C$	mW		200
Operating Junction Temperature	$T_j$	°C		150
Storage Temperature	$T_{stg}$	°C		-55 to +150

### ■ Electrical Characteristics (Ta=25°C unless otherwise noted)

Item	Symbol	Unit	Conditions	Min	Type	Max
Collector-base breakdown voltage	$V_{CBO}$	V	$I_C = -50\mu A, I_E = 0$	-60		
Collector-emitter breakdown voltage	$V_{CEO}$	V	$I_C = -1mA, I_B = 0$	-50		
Emitter-base breakdown voltage	$V_{EBO}$	V	$I_E = -50\mu A, I_C = 0$	-6		
Collector-base cut-off current	$I_{CBO}$	$\mu A$	$V_{CB} = -60V, I_E = 0$			-0.1
Emitter-base cut-off current	$I_{EBO}$	$\mu A$	$V_{EB} = -6V, I_C = 0$			-0.1
DC current gain	$h_{FE}$		$V_{CE} = -6V, I_C = -1mA$	120		560
Collector-emitter saturation voltage	$V_{CE(sat)}$	V	$I_C = -50mA, I_B = -5mA$			-0.5
Transition frequency	$f_T$	MHz	$V_{CE} = -12V, I_C = -2mA, f = 30MHz$		140	
Collector-base output capacitance	$C_{ob}$	pF	$V_{CB} = -12V, I_E = 0, f = 1MHz$		4	5



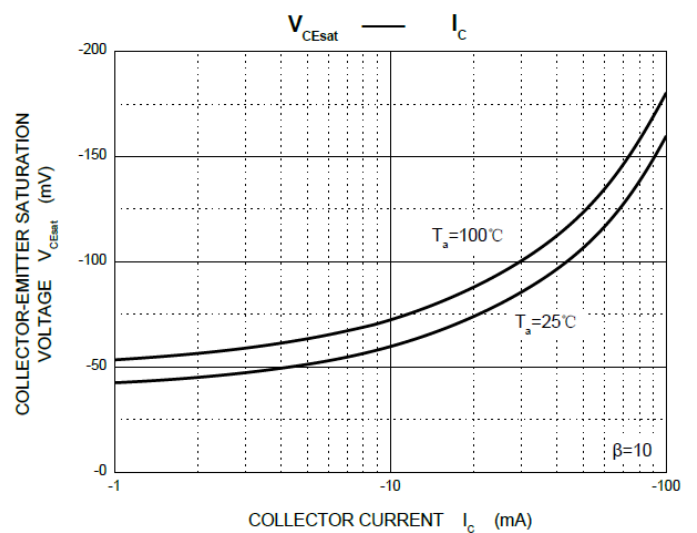
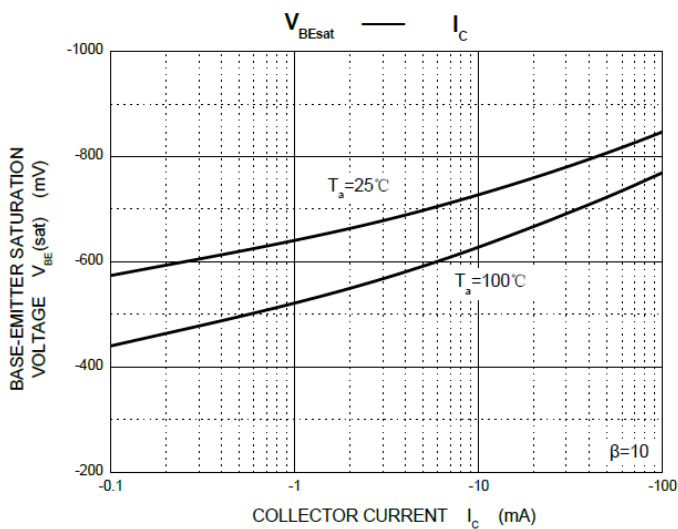
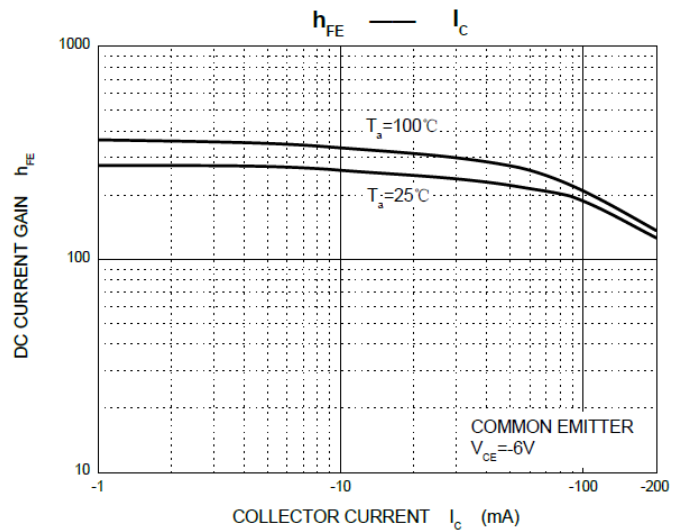
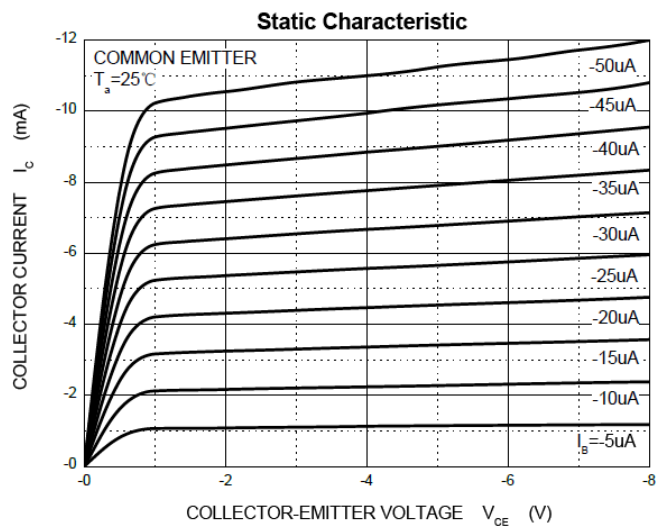
■ CLASSIFICATION OF HFE

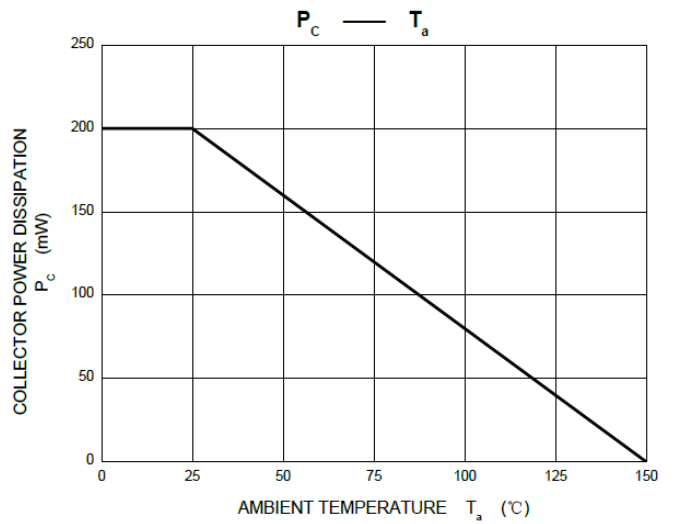
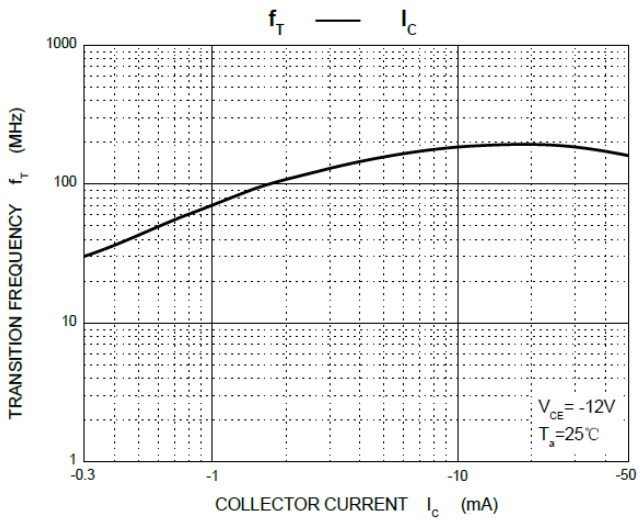
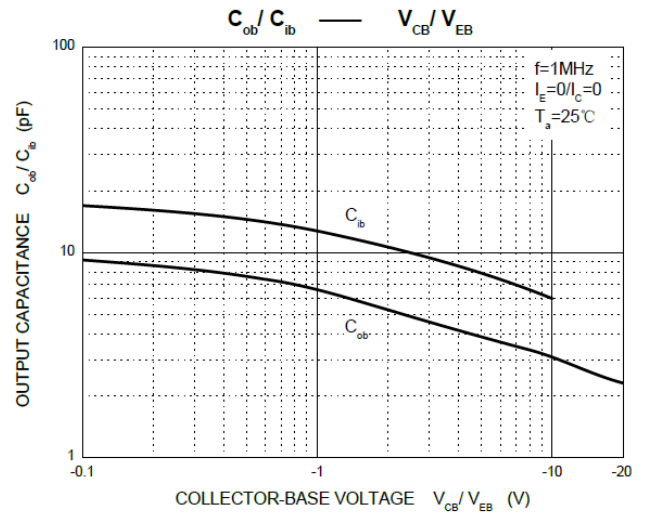
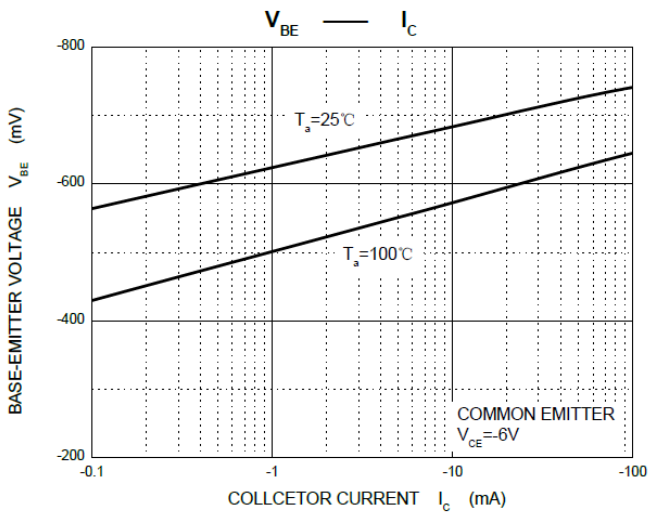
Rank	Q	R	S
Range	120-270	180-390	270-560

■ Ordering Information (Example)

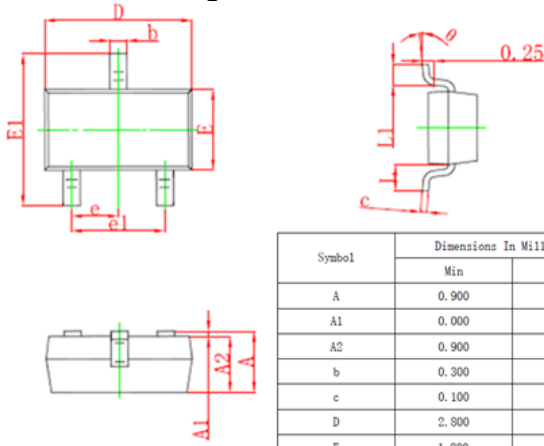
PREFERRED P/N	PACKING CODE	UNIT WEIGHT(g)	MINIMUM PACKAGE(pcs)	INNER BOX QUANTITY(pcs)	OUTER CARTON QUANTITY(pcs)	DELIVERY MODE
2SA1037	F2	Approximate 0.008	3000	30000	120000	7" reel

■ Characteristics(Typical)



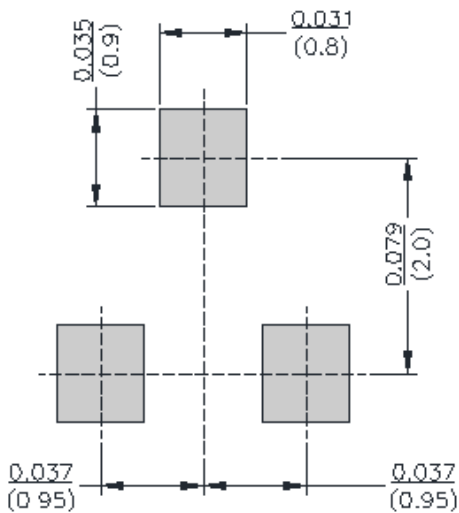


## ■SOT-23 Package Outline Dimensions



Symbol	Dimensions In Millimeters		Dimensions In Inches	
	Min	Max	Min	Max
A	0.900	1.150	0.035	0.045
A1	0.000	0.100	0.000	0.004
A2	0.900	1.050	0.035	0.041
b	0.300	0.500	0.012	0.020
c	0.100	0.200	0.004	0.008
D	2.800	3.000	0.110	0.118
E	1.200	1.400	0.047	0.055
E1	2.250	2.550	0.089	0.100
e	0.950TYP		0.037TYP	
e1	1.800	2.000	0.071	0.079
L	0.550REF		0.022REF	
L1	0.300	0.500	0.012	0.020
ø	0°	8°	0°	8°

## ■SOT-23 Soldering Footprint





---

**Disclaimer**

The information presented in this document is for reference only. Yangzhou Yangjie Electronic Technology Co., Ltd. reserves the right to make changes without notice for the specification of the products displayed herein to improve reliability, function or design or otherwise.

The product listed herein is designed to be used with ordinary electronic equipment or devices, and not designed to be used with equipment or devices which require high level of reliability and the malfunction of which would directly endanger human life (such as medical instruments, transportation equipment, aerospace machinery, nuclear-reactor controllers, fuel controllers and other safety devices), Yangjie or anyone on its behalf, assumes no responsibility or liability for any damages resulting from such improper use of sale.

This publication supersedes & replaces all information previously supplied. For additional information, please visit our website [http:// www.21yangjie.com](http://www.21yangjie.com) , or consult your nearest Yangjie's sales office for further assistance.

## X-ON Electronics

Largest Supplier of Electrical and Electronic Components

*Click to view similar products for [Bipolar Transistors - BJT category](#):*

*Click to view products by [Yangjie manufacturer](#):*

Other Similar products are found below :

[619691C](#) [MCH4017-TL-H](#) [MMBT-2369-TR](#) [BC546/116](#) [BC557/116](#) [BSW67A](#) [NJVMJD148T4G](#) [NTE123AP-10](#) [NTE153MCP](#) [NTE16](#)  
[NTE195A](#) [NTE92](#) [C4460](#) [2N4401-A](#) [2N6728](#) [2SA1419T-TD-H](#) [2SA2126-E](#) [2SB1204S-TL-E](#) [2SC2712S-GR,LF](#) [2SC5488A-TL-H](#)  
[2SD2150T100R](#) [SP000011176](#) [2N2907A](#) [2N3904-NS](#) [2N5769](#) [2SC2412KT146S](#) [2SD1816S-TL-E](#) [CPH6501-TL-E](#) [MCH4021-TL-E](#)  
[MJE340](#) [US6T6TR](#) [NJL0281DG](#) [732314D](#) [CPH3121-TL-E](#) [CPH6021-TL-H](#) [873787E](#) [IMZ2AT108](#) [UMX21NTR](#) [MCH6102-TL-E](#) [FP204-](#)  
[TL-E](#) [NJL0302DG](#) [2N3583](#) [2SA2014-TD-E](#) [2SC2812-5-TB-E](#) [30A02MH-TL-E](#) [NSV40301MZ4T1G](#) [NTE13](#) [NTE26](#) [NTE282](#) [NTE323](#)