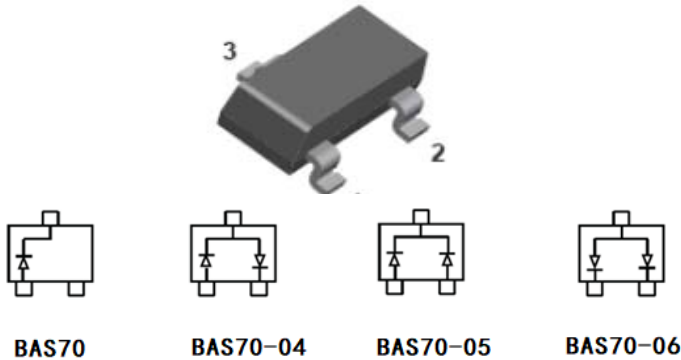


Schottky Barrier Diode



Features

- Meets MSL level 1
- Molding compound meets UL 94 V-0 flammability rating, RoHS-compliant, halogen-free
- Component in accordance to RoHS 2002/95/EC and WEEE 2002/96/EC

Mechanical Data

- **Package:** SOT-23
Molding compound meets UL 94 V-0 flammability rating, RoHS-compliant, halogen-free
- **Terminals:** Tin plated leads, solderable per J-STD-002 and JESD22-B102

Marking:

BAS70	73
BAS70-04	74
BAS70-05	75
BAS70-06	76

Maximum Rating, (Ta=25°C Unless otherwise specified)

Item	Symbol	Unit	Value
Continuous Reverse Voltage	V_R	V	70
Forward Continuous Current	I_F	mA	70
Non-Repetitive Peak Forward Surge Current @ t = 8.3ms	I_{FSM}	A	0.1
Total Power Dissipation @ T _A =25°C	P_D	mW	200
Thermal Resistance, Junction to Ambient	R_{thJA}	°C/W	500
Operation Junction Temperature	T_J	°C	-55 to +125
Storage Temperature	T_{STG}	°C	-55 to +125

Ordering Information (Example)

PREFERRED P/N	PACKING CODE	UNIT WEIGHT(g)	MINIMUM PACKAGE(pcs)	INNER BOX QUANTITY(pcs)	OUTER CARTON QUANTITY(pcs)	DELIVERY MODE
BAS70	F2	Approximate 0.008	3000	30000	120000	7" reel
BAS70-04	F2	Approximate 0.008	3000	30000	120000	7" reel
BAS70-05	F2	Approximate 0.008	3000	30000	120000	7" reel
BAS70-06	F2	Approximate 0.008	3000	30000	120000	7" reel

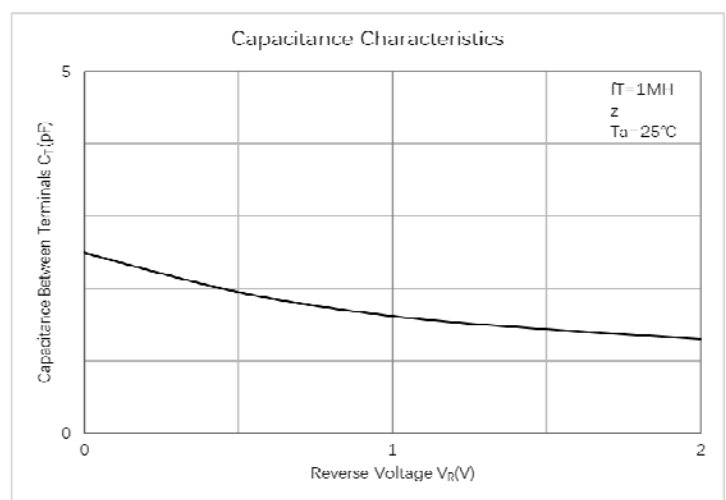
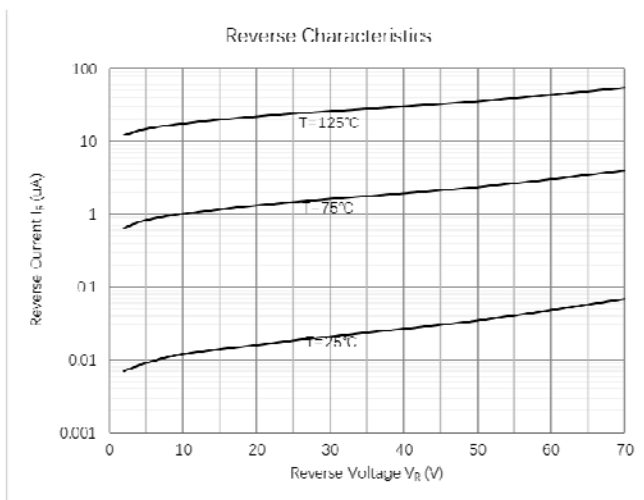
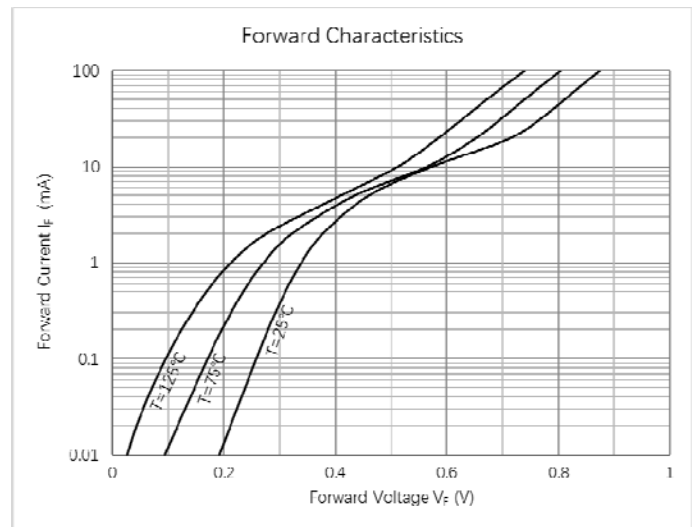
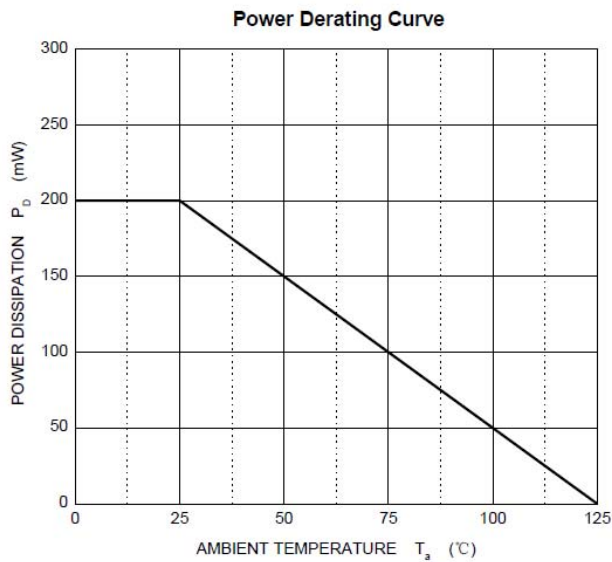


BAS70 THRU BAS70-06

■ Electrical Characteristics (Ta=25°C Unless otherwise specified)

Item	Symbol	Unit	Conditions	Value
Maximum Instantaneous Forward Voltage	V _F	V	I _{FM} =1mA	0.41
			I _{FM} =15mA	1
Continuous Reverse Voltage	V _R	V	I _R =10uA	70
Maximum DC Reverse Current	I _R	uA	V _R =50V	0.2
Maximum Junction Capacitance	C _J	pF	f=1.0MHz, V _R =1.0V	2
Maximum Reverse Recovery Time	T _{rr}	ns	I _F =I _R =10mA, I _(REC) =1mA	5

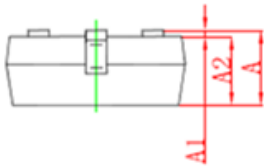
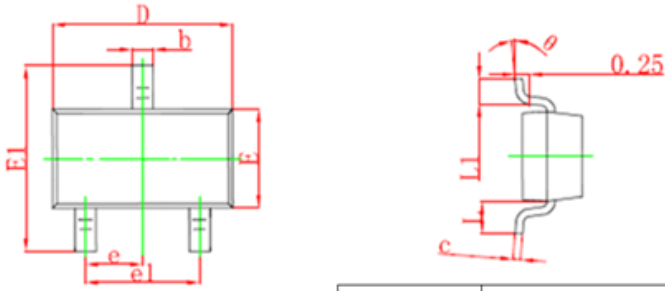
■ Typical Characteristics





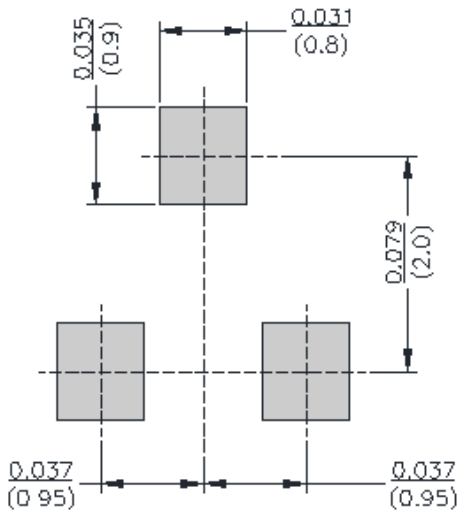
BAS70 THRU BAS70-06

■SOT-23 Package Outline Dimensions



Symbol	Dimensions In Millimeters		Dimensions In Inches	
	Min	Max	Min	Max
A	0.900	1.150	0.035	0.045
A1	0.000	0.100	0.000	0.004
A2	0.900	1.050	0.035	0.041
b	0.300	0.500	0.012	0.020
c	0.100	0.200	0.004	0.008
D	2.800	3.000	0.110	0.118
E	1.200	1.400	0.047	0.055
E1	2.250	2.550	0.089	0.100
e	0.950TYP		0.037TYP	
e1	1.800	2.000	0.071	0.079
L	0.550REF		0.022REF	
L1	0.300	0.500	0.012	0.020
θ	0°	8°	0°	8°

■SOT-23Suggested Pad Layout





BAS70 THRU BAS70-06

Disclaimer

The information presented in this document is for reference only. Yangzhou Yangjie Electronic Technology Co., Ltd. reserves the right to make changes without notice for the specification of the products displayed herein to improve reliability, function or design or otherwise.

The product listed herein is designed to be used with ordinary electronic equipment or devices, and not designed to be used with equipment or devices which require high level of reliability and the malfunction of which would directly endanger human life (such as medical instruments, transportation equipment, aerospace machinery, nuclear-reactor controllers, fuel controllers and other safety devices), Yangjie or anyone on its behalf, assumes no responsibility or liability for any damages resulting from such improper use of sale.

This publication supersedes & replaces all information previously supplied. For additional information, please visit our website [http:// www.21yangjie.com](http://www.21yangjie.com) , or consult your nearest Yangjie's sales office for further assistance.

X-ON Electronics

Largest Supplier of Electrical and Electronic Components

Click to view similar products for [Schottky Diodes & Rectifiers](#) category:

Click to view products by [Yangjie](#) manufacturer:

Other Similar products are found below :

[MA4E2039](#) [MA4E2508M-1112](#) [MBR10100CT-BP](#) [MBR1545CT](#) [MMBD301M3T5G](#) [RB160M-50TR](#) [BAS16E6433HTMA1](#) [BAS 3010S-02LRH E6327](#) [BAT 54-02LRH E6327](#) [IDL02G65C5XUMA1](#) [NSR05F40QNXT5G](#) [NSVR05F40NXT5G](#) [NTE555](#) [JANS1N6640](#) [SB07-03C-TB-H](#) [SK310-T](#) [SK33A-TP](#) [SK34B-TP](#) [SS3003CH-TL-E](#) [PDS3100Q-7](#) [GA01SHT18](#) [CRS10I30A\(TE85L,QM](#) [MA4E2501L-1290](#) [MBRB30H30CT-1G](#) [JANTX1N5712-1](#) [SB007-03C-TB-E](#) [SK33B-TP](#) [SK35A-TP](#) [SK38B-LTP](#) [NTE505](#) [NTSB30U100CT-1G](#) [VS-6CWQ10FNHM3](#) [CRG04\(T5L,TEMQ\)](#) [ACDBA1100LR-HF](#) [ACDBA1200-HF](#) [ACDBA240-HF](#) [ACDBA3100-HF](#) [CDBQC0530L-HF](#) [ACDBA260LR-HF](#) [ACDBA1100-HF](#) [MA4E2502L-1246](#) [10BQ015-M3/5BT](#) [10BQ060-M3/5BT](#) [NRVB130LSFT1G](#) [CRS08TE85LQM](#) [PMAD1108-LF](#) [B120Q-13-F](#) [1N5819T-G](#) [B0530WSQ-7-F](#) [PDS1040Q-13](#)