


## Schottky Barrier Diode



### Features

- Epoxy meets UL-94 V-0 flammability rating
- Moisture Sensitivity Level 1
- Low Forward Voltage
- Surface Mount device

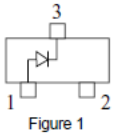


Figure 1

BAT54

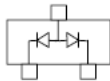


Figure 2

BAT54A

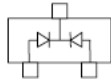


Figure 3

BAT54C

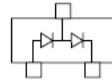


Figure 4

BAT54S

### Marking

BAT54	KL1
BAT54A	KL2
BAT54C	KL3
BAT54S	KL4

### ■Maximum Rating, ( $T_a=25^{\circ}\text{C}$ Unless otherwise specified)

Item	Symbol	Unit	Value
Continuous Reverse Voltage	$V_R$	V	30
Forward Continuous Current	$I_F$	mA	200
Non-Repetitive Peak Forward Surge Current @ $t < 1\text{s}$	$I_{FSM}$	A	0.6
Total Power Dissipation @ $T_a=25^{\circ}\text{C}$	$P_D$	mW	200
Thermal Resistance, Junction to Ambient	$R_{\theta JA}$	$^{\circ}\text{C}/\text{W}$	500
Junction Temperature	$T_J$	$^{\circ}\text{C}$	-55 to +125
Storage temperature range	$T_{stg}$	$^{\circ}\text{C}$	-55 to +125

### ■Ordering Information (Example)

PREFERRED P/N	PACKING CODE	UNIT WEIGHT(g)	MINIMUM PACKAGE(pcs)	INNER BOX QUANTITY(pcs)	OUTER CARTON QUANTITY(pcs)	DELIVERY MODE
BAT54	F2	Approximate 0.008	3000	30000	120000	7" reel
BAT54A	F2	Approximate 0.008	3000	30000	120000	7" reel
BAT54C	F2	Approximate 0.008	3000	30000	120000	7" reel
BAT54S	F2	Approximate 0.008	3000	30000	120000	7" reel

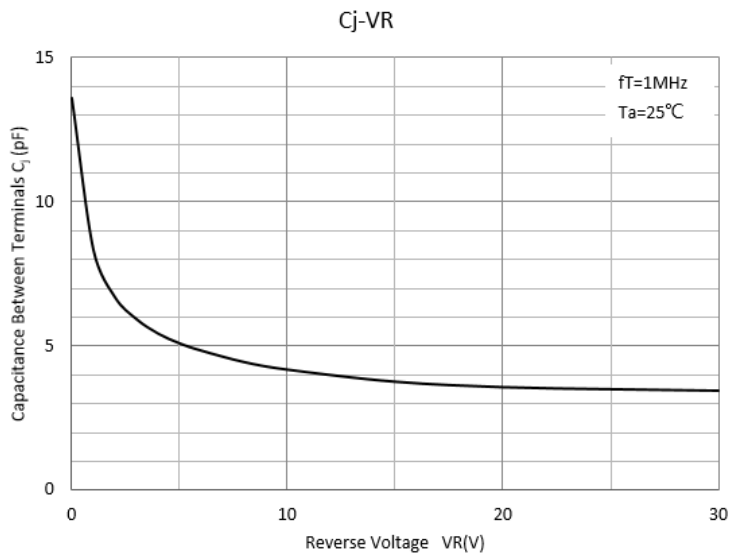
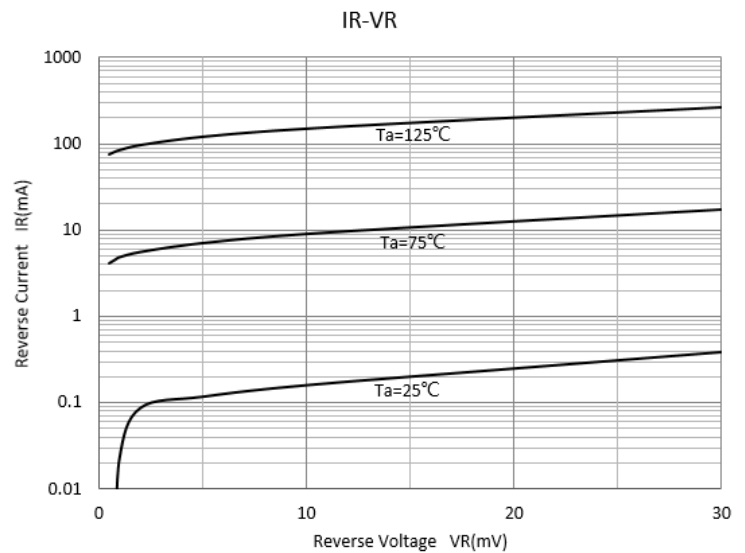
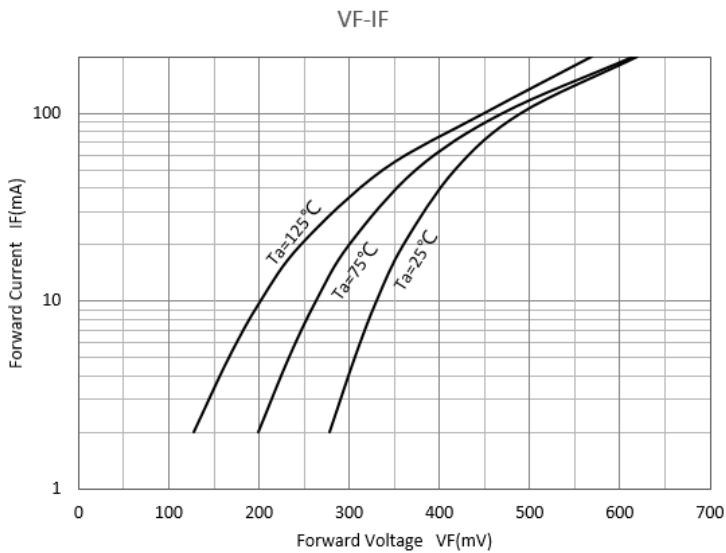


# BAT54 THRU BAT54S

## ■ Electrical Characteristics (T<sub>a</sub>=25°C Unless otherwise specified)

Item	Symbol	Unit	Conditions	Value
Maximum Instantaneous Forward Voltage	V <sub>F</sub>	V	I <sub>FM</sub> =0.1mA	0.24
			I <sub>FM</sub> =1mA	0.32
			I <sub>FM</sub> =10mA	0.4
			I <sub>FM</sub> =30mA	0.5
			I <sub>FM</sub> =100mA	1
Maximum DC Reverse Current	I <sub>R</sub>	uA	V <sub>R</sub> =25V	2
Typical Junction Capacitance	C <sub>J</sub>	pF	f=1.0MHz, V <sub>R</sub> =1.0V	10
Reverse Recovery Time	T <sub>rr</sub>	ns	I <sub>F</sub> =I <sub>R</sub> =10mA, I <sub>(REC)</sub> =1mA	5

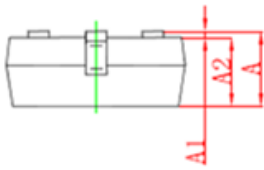
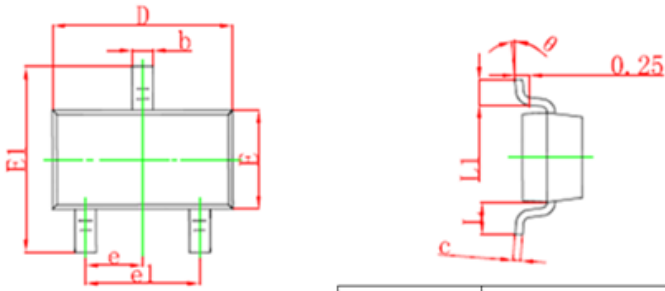
## ■ Typical Characteristics





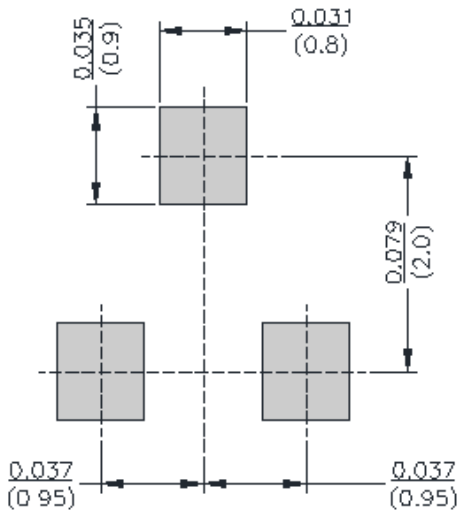
# BAT54 THRU BAT54S

## ■SOT-23 Package Outline Dimensions



Symbol	Dimensions In Millimeters		Dimensions In Inches	
	Min	Max	Min	Max
A	0.900	1.150	0.035	0.045
A1	0.000	0.100	0.000	0.004
A2	0.900	1.050	0.035	0.041
b	0.300	0.500	0.012	0.020
c	0.100	0.200	0.004	0.008
D	2.800	3.000	0.110	0.118
E	1.200	1.400	0.047	0.055
E1	2.250	2.550	0.089	0.100
e	0.950TYP		0.037TYP	
e1	1.800	2.000	0.071	0.079
L	0.550REF		0.022REF	
L1	0.300	0.500	0.012	0.020
θ	0°		8°	

## ■SOT-23 Soldering Footprint





## BAT54 THRU BAT54S

---

### Disclaimer

The information presented in this document is for reference only. Yangzhou Yangjie Electronic Technology Co., Ltd. reserves the right to make changes without notice for the specification of the products displayed herein to improve reliability, function or design or otherwise.

The product listed herein is designed to be used with ordinary electronic equipment or devices, and not designed to be used with equipment or devices which require high level of reliability and the malfunction of which would directly endanger human life (such as medical instruments, transportation equipment, aerospace machinery, nuclear-reactor controllers, fuel controllers and other safety devices), Yangjie or anyone on its behalf, assumes no responsibility or liability for any damages resulting from such improper use of sale.

This publication supersedes & replaces all information previously supplied. For additional information, please visit our website [http:// www.21yangjie.com](http://www.21yangjie.com) , or consult your nearest Yangjie's sales office for further assistance.

## X-ON Electronics

Largest Supplier of Electrical and Electronic Components

*Click to view similar products for [Schottky Diodes & Rectifiers](#) category:*

*Click to view products by [Yangjie](#) manufacturer:*

Other Similar products are found below :

[CUS06\(Te85L,Q,M\)](#) [MA4E2039](#) [D1FH3-5063](#) [MBR0530L-TP](#) [MBR10100CT-BP](#) [MBR30H100MFST1G](#) [MMBD301M3T5G](#) [PMAD1103-LF](#) [PMAD1108-LF](#) [RB160M-50TR](#) [RB520S-30](#) [RB551V-30](#) [DD350N18K](#) [DZ435N40K](#) [DZ600N16K](#) [BAS16E6433HTMA1](#) [BAS 3010S-02LRH E6327](#) [BAT 54-02LRH E6327](#) [IDL02G65C5XUMA1](#) [NSR05F40QNXT5G](#) [NSVR05F40NXT5G](#) [JANS1N6640](#) [SB07-03C-TB-H](#) [SB1003M3-TL-W](#) [SBAT54CWT1G](#) [SBM30-03-TR-E](#) [SBS818-TL-E](#) [SK32A-LTP](#) [SK33A-TP](#) [SK34A-TP](#) [SK34B-TP](#) [SMD1200PL-TP](#) [ACDBN160-HF](#) [SS3003CH-TL-E](#) [STPS30S45CW](#) [PDS3100Q-7](#) [GA01SHT18](#) [CRS10I30A\(Te85L,QM\)](#) [MBR1240MFST1G](#) [MBRB30H30CT-1G](#) [BAS28E6433HTMA1](#) [BAS 70-02L E6327](#) [HSB123JTR-E](#) [JANTX1N5712-1](#) [VS-STPS40L45CW-N3](#) [DD350N12K](#) [SB007-03C-TB-E](#) [SB10015M-TL-E](#) [SB1003M3-TL-E](#) [SK110-LTP](#)