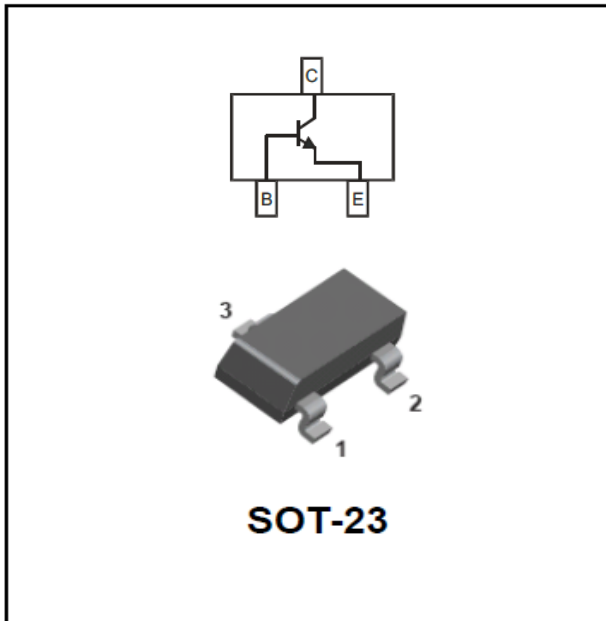


NPN General Purpose Amplifier



Features

- Capable of 0.3Watts($T_A=25^{\circ}\text{C}$) of Power Dissipation
- Epoxy meets UL-94 V-0 flammability rating
- Halogen free available upon request by adding suffix "HF"
- Moisture Sensitivity Level 1
- Device Marking:

| | |
|----------|----|
| BC817-16 | 6A |
| BC817-25 | 6B |
| BC817-40 | 6C |

■ Maximum Rating

| Item | Symbol | Unit | Value |
|---|-----------------|-----------------------------|-------------|
| Collector-Emitter Voltage | V_{CEO} | V | 45 |
| Emitter -Base Voltage | V_{EBO} | V | 5 |
| Collector Current | I_C | mA | 500 |
| Collector Power Dissipation | P_C | mW | 300 |
| Operation Junction Temperature | T_j | $^{\circ}\text{C}$ | -55 to +150 |
| Storage Temperature | T_{stg} | $^{\circ}\text{C}$ | -55 to +150 |
| Thermal Resistance From Junction To Ambient | $R_{\theta JA}$ | $^{\circ}\text{C}/\text{W}$ | 417 |

■ Off Characteristics

| Item | Symbol | Unit | Conditions | MIN | MAX |
|--------------------------------|-----------|---------------|-------------------------------|-----|-----|
| Collector-Emitter Voltage | V_{CEO} | V | $I_C=10\text{mA}, I_E=0$ | 45 | |
| Collector-Base Voltage | V_{CBO} | V | $I_C=10\mu\text{A}, I_E=0$ | 50 | |
| Emitter-Base Voltage | V_{EBO} | V | $I_E=1.0\mu\text{A}, I_C=0$ | 5.0 | |
| Emitter-base Cut-off Current | I_{EBO} | μA | $V_{EB}=4.0\text{Vdc}, I_C=0$ | | 0.1 |
| Collector-base Cut-off Current | I_{CBO} | μA | $V_{CB}=45\text{Vdc}, I_E=0$ | | 0.1 |



BC817-16 THRU BC817-40

■ On Characteristics

| Item | | Symbol | Unit | Conditions | Min | Max |
|--------------------------------------|----------|---------------|------|--|-----|-----|
| DC Current Gain | BC817-16 | h_{FE} | | $I_C=100\text{mA dc}, V_{CE}=1.0\text{V dc}$ | 100 | 250 |
| | BC817-25 | | | | 160 | 400 |
| | BC817-40 | | | | 250 | 600 |
| DC Current Gain | | h_{FE} | | $I_C=500\text{mA dc}, V_{CE}=1.0\text{V dc}$ | 40 | |
| Collector-Emitter Saturation Voltage | | $V_{CE(sat)}$ | V | $I_C=500\text{mA dc}, I_B=50\text{mA dc}$ | | 0.7 |
| Base-Emitter Saturation Voltage | | $V_{BE(sat)}$ | V | $I_C=500\text{mA dc}, I_B=50\text{mA dc}$ | | 1.2 |

■ Small-signal Characteristics

| Item | Symbol | Unit | Conditions | Min | Typ | Max |
|-----------------------------------|----------|------|--|-----|-----|-----|
| Transition frequency | f_T | MHz | $I_C=10\text{mA dc}, V_{CE}=5.0\text{V dc}, f=100\text{MHz}$ | 100 | | |
| Collector-base output capacitance | C_{ob} | pF | $V_{CB}=10\text{V}, F=1\text{MHz}$ | | 10 | |

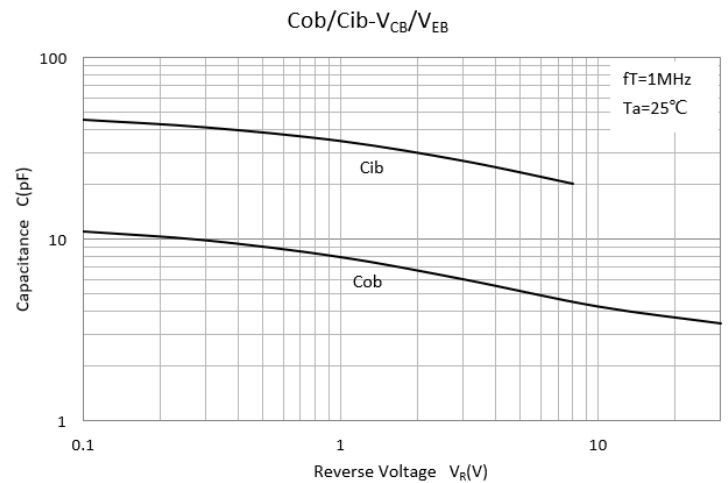
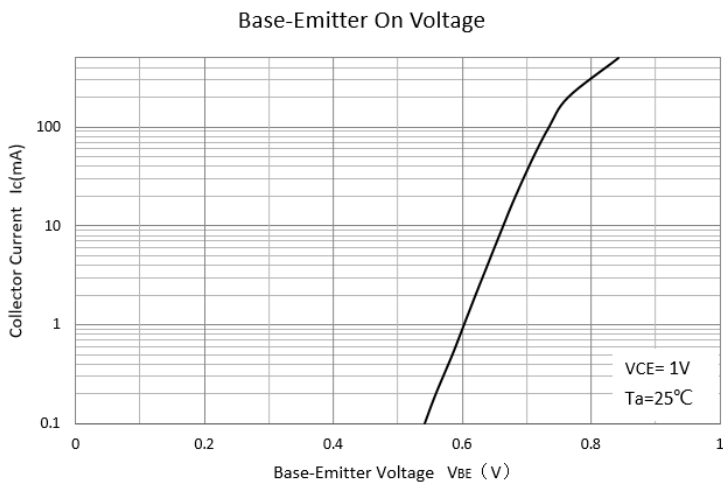
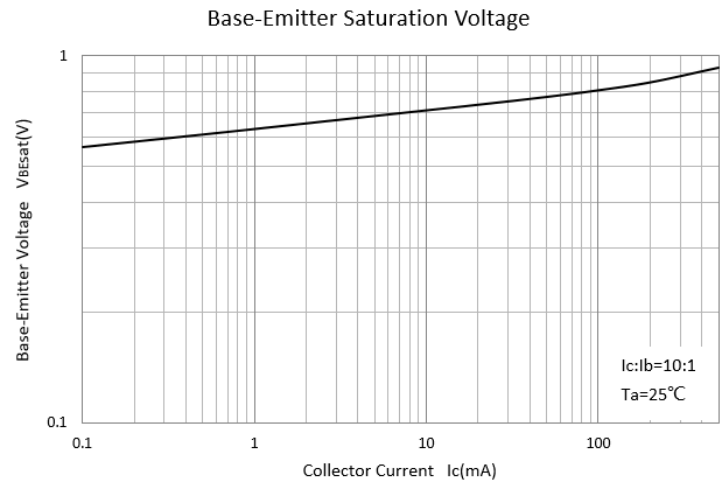
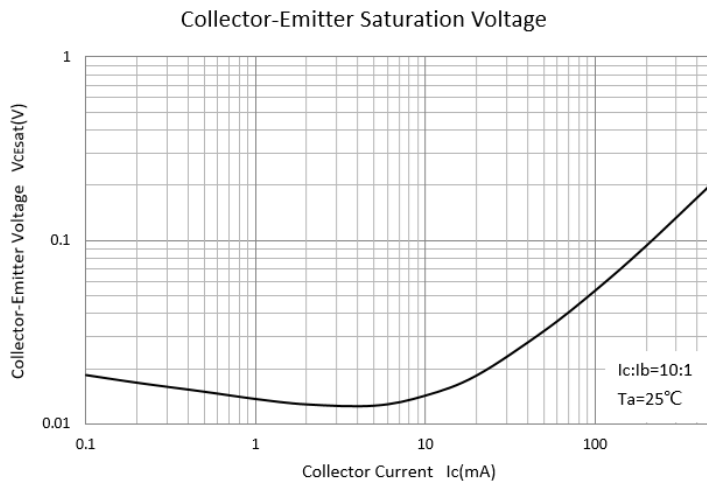
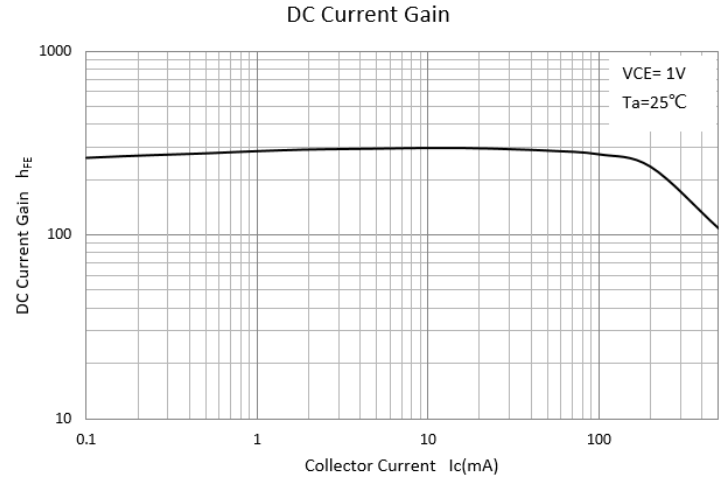
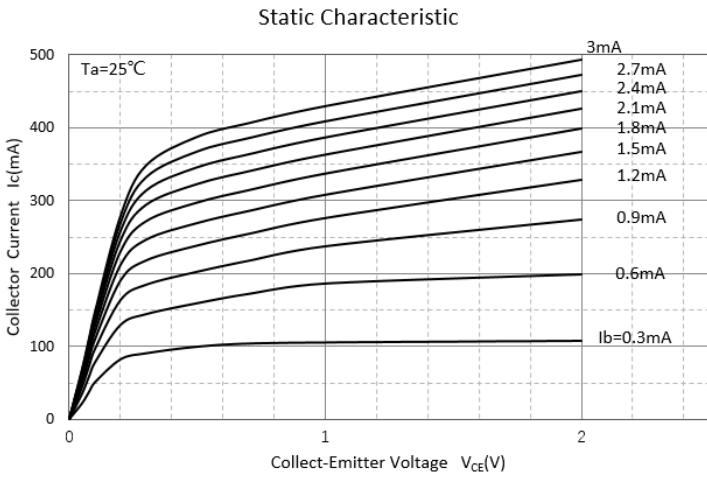
■ Ordering Information (Example)

| PREFERRED P/N | PACKING CODE | UNIT WEIGHT(g) | MINIMUM PACKAGE(pcs) | INNER BOX QUANTITY(pcs) | OUTER CARTON QUANTITY(pcs) | DELIVERY MODE |
|------------------------|--------------|-------------------|----------------------|-------------------------|----------------------------|---------------|
| BC817-16 Thru BC817-40 | F2 | Approximate 0.008 | 3000 | 30000 | 120000 | 7" reel |



BC817-16 THRU BC817-40

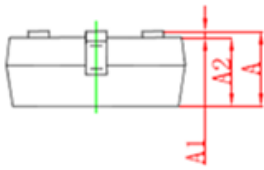
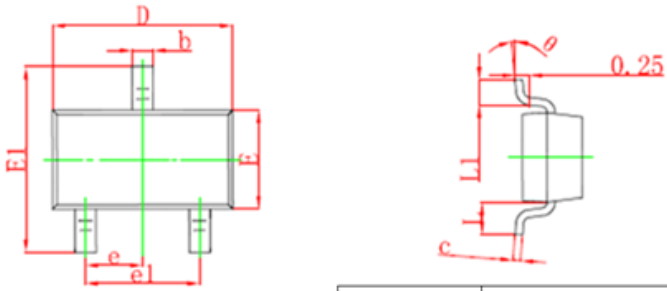
■ Characteristics (Typical)





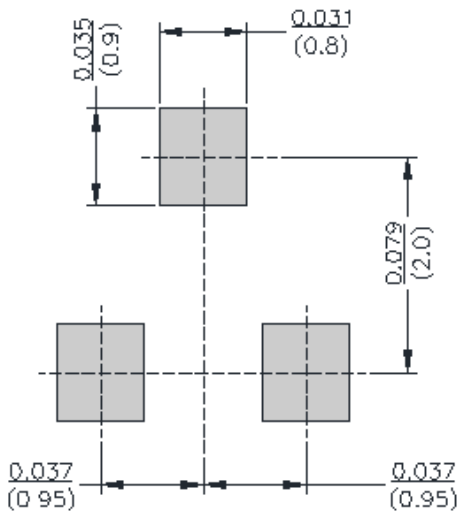
BC817-16 THRU BC817-40

■SOT-23 Package Outline Dimensions



| Symbol | Dimensions In Millimeters | | Dimensions In Inches | |
|--------|---------------------------|-------|----------------------|-------|
| | Min | Max | Min | Max |
| A | 0.900 | 1.150 | 0.035 | 0.045 |
| A1 | 0.000 | 0.100 | 0.000 | 0.004 |
| A2 | 0.900 | 1.050 | 0.035 | 0.041 |
| b | 0.300 | 0.500 | 0.012 | 0.020 |
| c | 0.100 | 0.200 | 0.004 | 0.008 |
| D | 2.800 | 3.000 | 0.110 | 0.118 |
| E | 1.200 | 1.400 | 0.047 | 0.055 |
| E1 | 2.250 | 2.550 | 0.089 | 0.100 |
| e | 0.950TYP | | 0.037TYP | |
| e1 | 1.800 | 2.000 | 0.071 | 0.079 |
| L | 0.550REF | | 0.022REF | |
| L1 | 0.300 | 0.500 | 0.012 | 0.020 |
| theta | 0° | | 8° | |

■SOT-23 Soldering Footprint





BC817-16 THRU BC817-40

Disclaimer

The information presented in this document is for reference only. Yangzhou Yangjie Electronic Technology Co., Ltd. reserves the right to make changes without notice for the specification of the products displayed herein to improve reliability, function or design or otherwise.

The product listed herein is designed to be used with ordinary electronic equipment or devices, and not designed to be used with equipment or devices which require high level of reliability and the malfunction of which would directly endanger human life (such as medical instruments, transportation equipment, aerospace machinery, nuclear-reactor controllers, fuel controllers and other safety devices), Yangjie or anyone on its behalf, assumes no responsibility or liability for any damages resulting from such improper use of sale.

This publication supersedes & replaces all information previously supplied. For additional information, please visit our website [http:// www.21yangjie.com](http://www.21yangjie.com) , or consult your nearest Yangjie's sales office for further assistance.

X-ON Electronics

Largest Supplier of Electrical and Electronic Components

Click to view similar products for [Bipolar Transistors - BJT category](#):

Click to view products by [Yangjie manufacturer](#):

Other Similar products are found below :

[619691C](#) [MCH4017-TL-H](#) [MJ15024/WS](#) [MJ15025/WS](#) [BC546/116](#) [BC556/FSC](#) [BC557/116](#) [BSW67A](#) [HN7G01FU-A\(T5L,F,T](#)
[NJVMJD148T4G](#) [NSVMMBT6520LT1G](#) [NTE187A](#) [NTE195A](#) [NTE2302](#) [NTE2330](#) [NTE2353](#) [NTE316](#) [IMX9T110](#) [NTE63](#) [NTE65](#)
[C4460](#) [SBC846BLT3G](#) [2SA1419T-TD-H](#) [2SA1721-O\(TE85L,F\)](#) [2SA1727TLP](#) [2SA2126-E](#) [2SB1202T-TL-E](#) [2SB1204S-TL-E](#) [2SC5488A-](#)
[TL-H](#) [2SD2150T100R](#) [SP000011176](#) [FMC5AT148](#) [2N2369ADCSM](#) [2SB1202S-TL-E](#) [2SC2412KT146S](#) [2SC4618TLN](#) [2SC5490A-TL-H](#)
[2SD1816S-TL-E](#) [2SD1816T-TL-E](#) [CMXT2207 TR](#) [CPH6501-TL-E](#) [MCH4021-TL-E](#) [BC557B](#) [TTC012\(Q\)](#) [BULD128DT4](#) [JANTX2N3810](#)
[Jantx2N5416](#) [US6T6TR](#) [KSF350](#) [068071B](#)