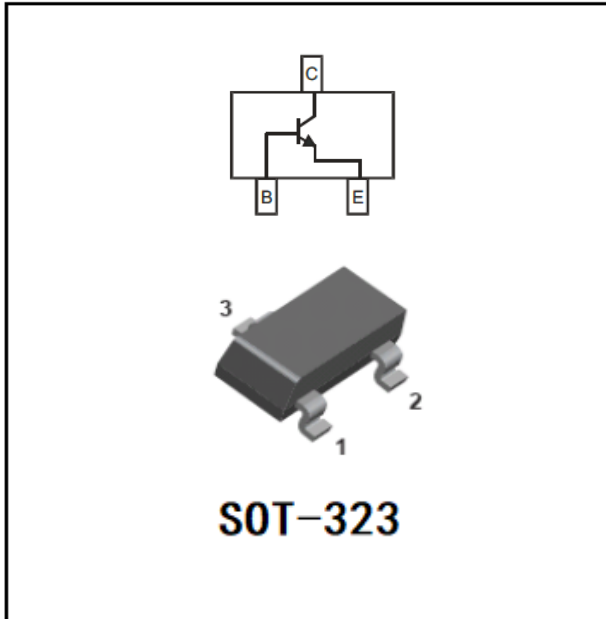


NPN Transistor



Features

- Epoxy meets UL-94 V-0 flammability rating
- Halogen free available upon request by adding suffix "HF"
- Moisture Sensitivity Level 1
- High Conductance
- Surface Mount Package Ideally Suited for Automatic Insertion

Mechanical Data

- **Package:** SOT-323
Molding compound meets UL 94 V-0 flammability rating, RoHS-compliant, halogen-free
- **Terminals:** Tin plated leads, solderable per J-STD-002 and JESD22-B102
- **Marking:**

BC846AW	1A
BC846BW	1B
BC847AW	1E
BC847BW	1F
BC847CW	1G
BC848AW	1J
BC848BW	1K
BC848CW	1L

■ Maximum Ratings (Ta=25°C unless otherwise noted)

Symbol	Parameter	Value	Unit
VCBO	Collector-Base Voltage	80	V
	BC846AW、BC846BW	50	
	BC847AW、BC847BW、BC847CW BC848AW、BC848BW、BC848CW	30	
VCEO	Collector-Emitter Voltage	65	V
	BC846AW、BC846BW	45	
	BC847AW、BC847BW、BC847CW BC848AW、BC848BW、BC848CW	30	
VEBO	Emitter-Base Voltage	6	V
IC	Collector Current	0.1	A
PC	Collector Power Dissipation	200	mW
RθJA	Thermal Resistance From Junction To Ambient	625	°C/W
Tj	Junction Temperature	150	°C
Tstg	Storage Temperature	-55~+150	°C



BC846AW THRU BC848CW

RoHS
COMPLIANT

■ Electrical Characteristics (Ta=25°C unless otherwise noted)

Parameter	Symbol	Test conditions	Min	Max	Unit
Collector-base breakdown voltage BC846 BC847 BC848	V_{CBO}	$I_C = 10\mu A, I_E = 0$	80 50 30		V
Collector-emitter breakdown voltage BC846 BC847 BC848	V_{CEO}	$I_C = 10mA, I_B = 0$	65 45 30		V
Emitter-base breakdown voltage	V_{EBO}	$I_E = 10\mu A, I_C = 0$	6		V
Collector-base cut-off current BC846 BC847 BC848	I_{CBO}	$V_{CB} = 70V, I_E = 0$ $V_{CB} = 50V, I_E = 0$ $V_{CB} = 30V, I_E = 0$		0.1	μA
Collector-emitter cut-off current BC846 BC847 BC848	I_{CEO}	$V_{CE} = 60V, I_B = 0$ $V_{CE} = 45V, I_B = 0$ $V_{CE} = 30V, I_B = 0$		0.1	μA
Emitter-base cut-off current	I_{EBO}	$V_{EB} = 5V, I_C = 0$		0.1	μA
DC current gain BC846AW,847AW,848AW BC846BW,847BW,848BW BC847CW,BC848CW	h_{FE}	$V_{CE} = 5V, I_C = 2mA$	110 200 420	220 450 800	
Collector-emitter saturation voltage	$V_{CE(sat)}$	$I_C = 100mA, I_B = 5mA$		0.5	V
Base-emitter saturation voltage	$V_{BE(sat)}$	$I_C = 100mA, I_B = 5mA$		1.1	V
Transition frequency	f_T	$V_{CE} = 5V, I_C = 10mA$ $f = 100MHz$	100		MHz
Collector-base output capacitance	C_{ob}	$V_{CB} = 10V, f = 1MHz$		4.5	pF

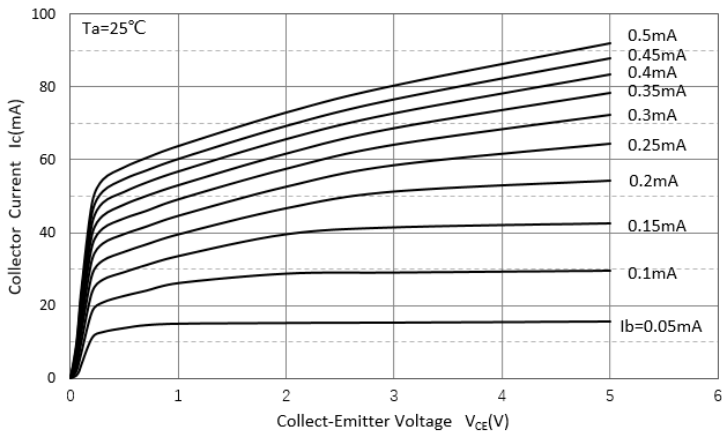
■ Ordering Information (Example)

PREFERRED P/N	PACKING CODE	UNIT WEIGHT(g)	MINIMUM PACKAGE(pcs)	INNER BOX QUANTITY(pcs)	OUTER CARTON QUANTITY(pcs)	DELIVERY MODE
BC846AW THRU BC848CW	F2	Approximate 0.005	3000	30000	120000	7" reel

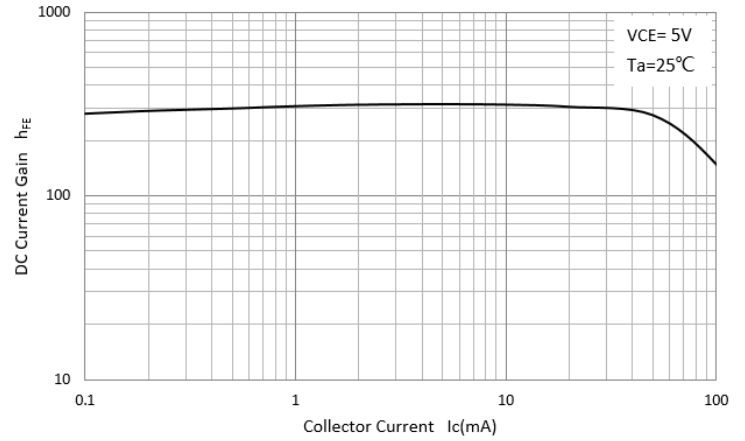


■ Characteristics(Typical)

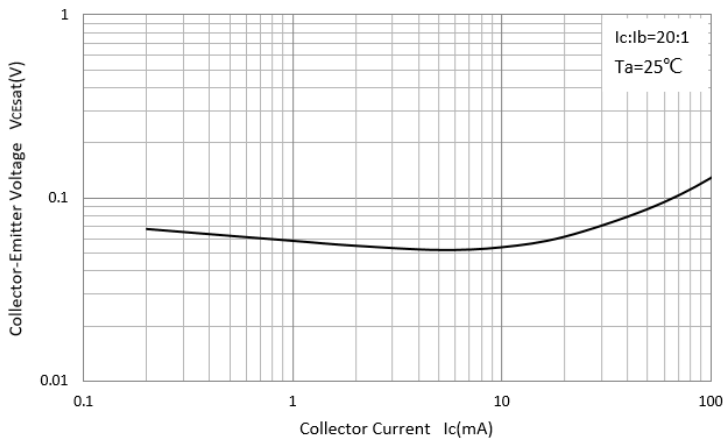
Static Characteristic



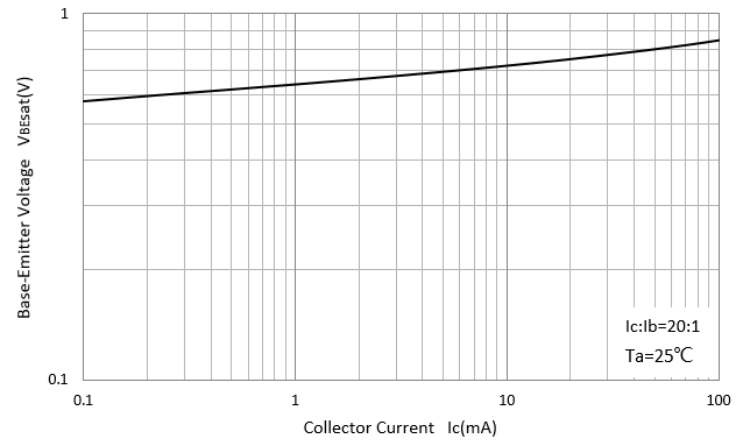
DC Current Gain



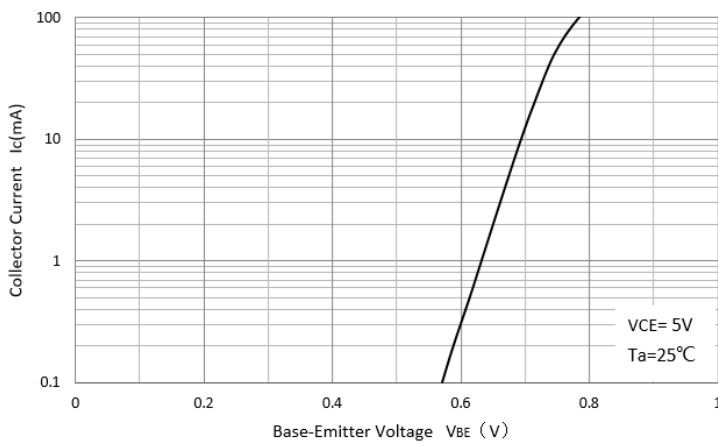
Collector-Emmitter Saturation Voltage



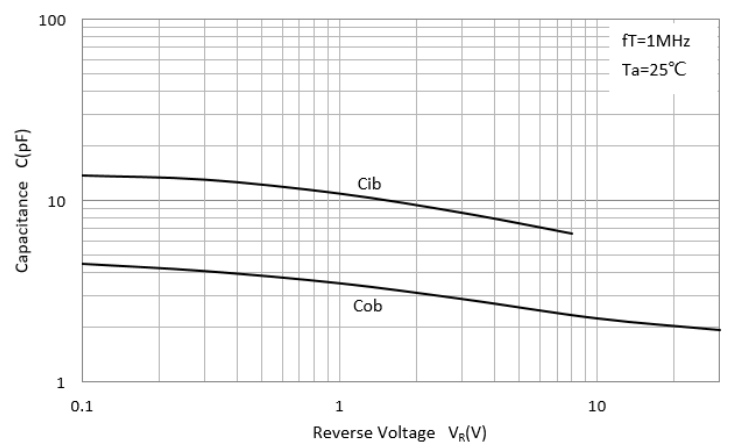
Base-Emmitter Saturation Voltage



Base-Emmitter On Voltage

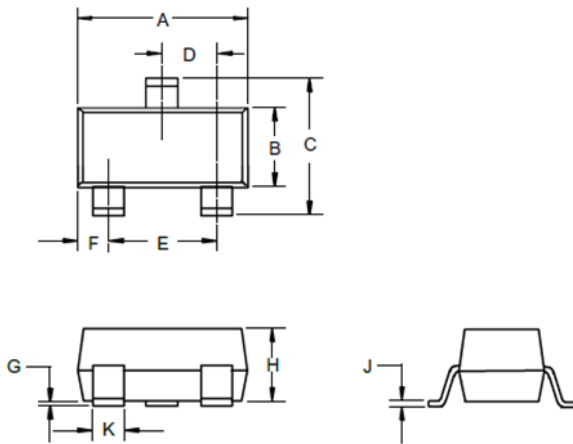


Cob/Cib-V_{CB}/V_{EB}



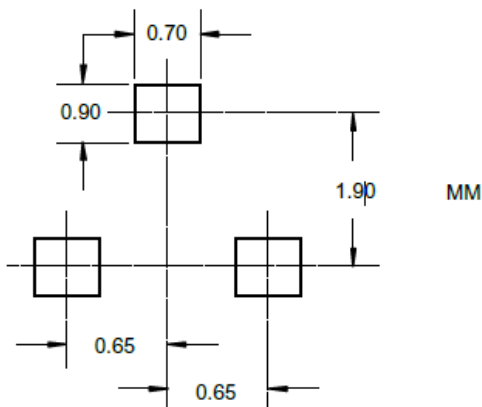


■ SOT-323 Package Outline Dimensions



DIMENSIONS					
DIM	INCHES		MM		NOTE
	MIN	MAX	MIN	MAX	
A	.071	.087	1.80	2.20	
B	.045	.053	1.15	1.35	
C	.083	.096	2.10	2.45	
D	.026 Nominal		0.65Nominal		
E	.047	.055	1.20	1.40	
F	.012	.016	.30	.40	
G	.000	.004	.000	.100	
H	.035	.039	.90	1.00	
J	.004	.010	.100	.250	
K	.006	.016	.15	.40	

■ SOT-323 Soldering Footprint





Disclaimer

The information presented in this document is for reference only. Yangzhou Yangjie Electronic Technology Co., Ltd. reserves the right to make changes without notice for the specification of the products displayed herein to improve reliability, function or design or otherwise.

The product listed herein is designed to be used with ordinary electronic equipment or devices, and not designed to be used with equipment or devices which require high level of reliability and the malfunction of which would directly endanger human life (such as medical instruments, transportation equipment, aerospace machinery, nuclear-reactor controllers, fuel controllers and other safety devices), Yangjie or anyone on its behalf, assumes no responsibility or liability for any damages resulting from such improper use of sale.

This publication supersedes & replaces all information previously supplied. For additional information, please visit our website [http:// www.21yangjie.com](http://www.21yangjie.com) , or consult your nearest Yangjie's sales office for further assistance.

X-ON Electronics

Largest Supplier of Electrical and Electronic Components

Click to view similar products for [Bipolar Transistors - BJT category](#):

Click to view products by [Yangjie manufacturer](#):

Other Similar products are found below :

[619691C](#) [MCH4017-TL-H](#) [MMBT-2369-TR](#) [BC546/116](#) [BC557/116](#) [BSW67A](#) [NJVMJD148T4G](#) [NTE123AP-10](#) [NTE153MCP](#) [NTE16](#)
[NTE195A](#) [NTE92](#) [C4460](#) [2N4401-A](#) [2N6728](#) [2SA1419T-TD-H](#) [2SA2126-E](#) [2SB1204S-TL-E](#) [2SC2712S-GR,LF](#) [2SC5488A-TL-H](#)
[2SD2150T100R](#) [SP000011176](#) [2N2907A](#) [2N3904-NS](#) [2N5769](#) [2SC2412KT146S](#) [2SD1816S-TL-E](#) [CPH6501-TL-E](#) [MCH4021-TL-E](#)
[MJE340](#) [US6T6TR](#) [NJL0281DG](#) [732314D](#) [CPH3121-TL-E](#) [CPH6021-TL-H](#) [873787E](#) [IMZ2AT108](#) [UMX21NTR](#) [MCH6102-TL-E](#) [FP204-](#)
[TL-E](#) [NJL0302DG](#) [2N3583](#) [2SA2014-TD-E](#) [2SC2812-5-TB-E](#) [30A02MH-TL-E](#) [NSV40301MZ4T1G](#) [NTE13](#) [NTE26](#) [NTE282](#) [NTE323](#)