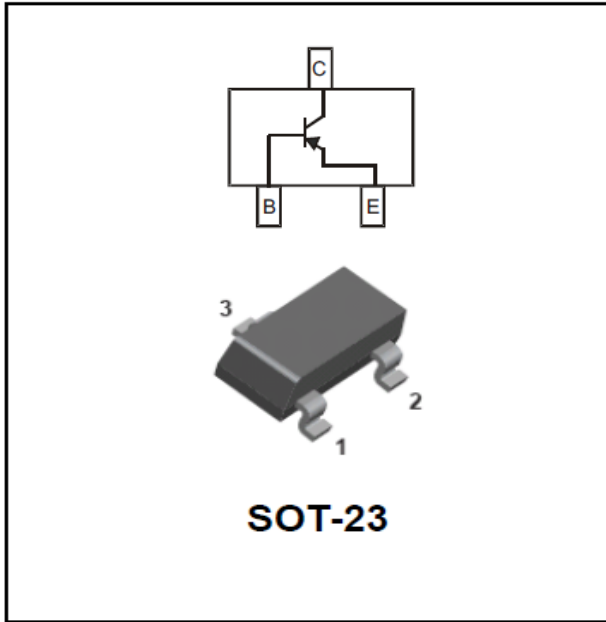


PNP Transistor



Features

- Epoxy meets UL-94 V-0 flammability rating
- Moisture Sensitivity Level 1
- High Conductance
- Surface Mount Package Ideally Suited for Automatic Insertion

Mechanical Data

- **Package:** SOT-23
Molding compound meets UL 94 V-0 flammability rating, RoHS-compliant, halogen-free
- **Terminals:** Tin plated leads, solderable per J-STD-002 and JESD22-B102
- **Marking:**
BC856A=3A; BC856B=3B;
BC857A=3E; BC857B=3F; BC857C=3G;
BC858A=3J; BC858B=3K; BC858C=3L

■ Maximum Ratings (Ta=25°C unless otherwise noted)

Symbol	Parameter	Value	Unit
BVCBO	Collector-Base Voltage BC856 BC857 BC858	-80 -50 -30	V
BVCEO	Collector-Emitter Voltage BC856 BC857 BC858	-65 -45 -30	V
BVEBO	Emitter-Base Voltage	-6	V
IC	Collector Current –Continuous	-0.1	A
PC	Collector Power Dissipation	200	mW
ReJA	Thermal Resistance From Junction To Ambient	625	°C/W
Tj	Junction Temperature	150	°C
Tstg	Storage Temperature	-55~+150	°C



BC856/BC857/BC858

RoHS
COMPLIANT

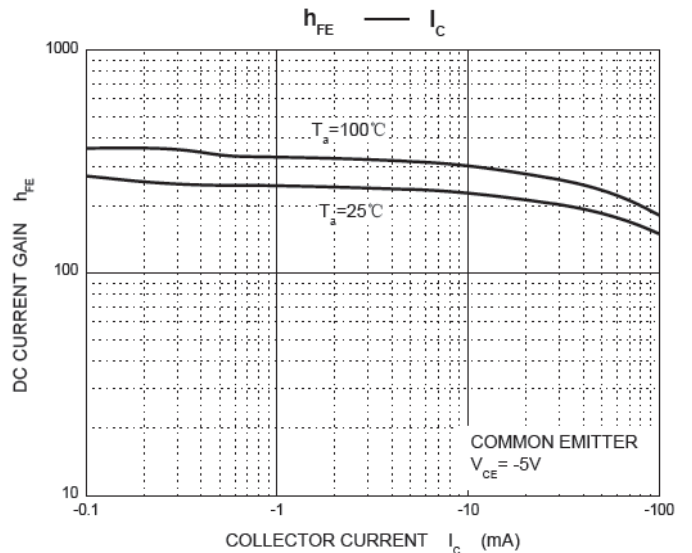
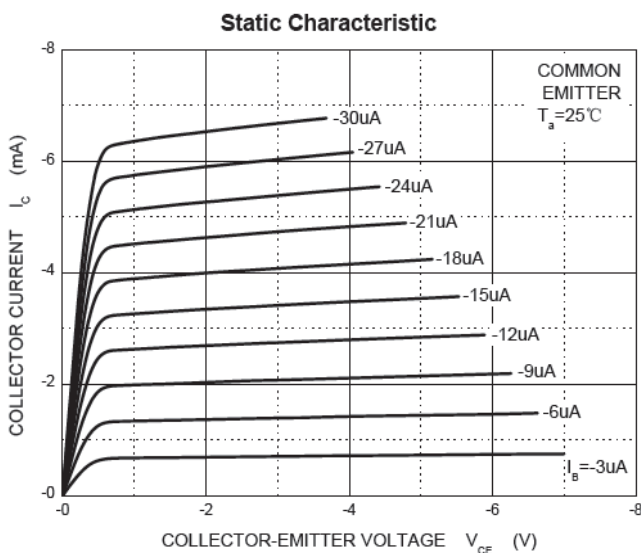
■ Electrical Characteristics (Ta=25°C unless otherwise noted)

Parameter	Symbol	Test conditions	Min	Max	Unit
Collector-base breakdown voltage BC856 BC857 BC858	BVCBO	IC= -10μA, IE=0	-80 -50 -30		V
Collector-emitter breakdown voltage BC856 BC857 BC858	BVCEO	IC= -10mA, IB=0	-65 -45 -30		V
Emitter-base breakdown voltage	BVEBO	IE= -1μA, IC=0	-5		V
Collector cut-off current	ICBO	VCB=-30 V ,IE=0		-0.1	μA
Emitter cut-off current	IEBO	VEB=-5 V , IC=0		-0.1	μA
DC current gain BC856A,857A,858A BC856B,857B,858B BC857C,BC858C	hFE	VCE= -5V, IC= -2mA	125 220 420	250 475 800	
Collector-emitter saturation voltage	VCE(sat)	IC=-100mA, IB= -5mA		-0.65	V
Base-emitter saturation voltage	VBE(sat)	IC=-100mA, IB= -5mA		-1.1	V
Transition frequency	fT	VCE= -5 V, IC= -10mA f=100MHz	100		MHz
Collector output capacitance	Cob	VCB=-10V,f=1MHz		4.5	pF

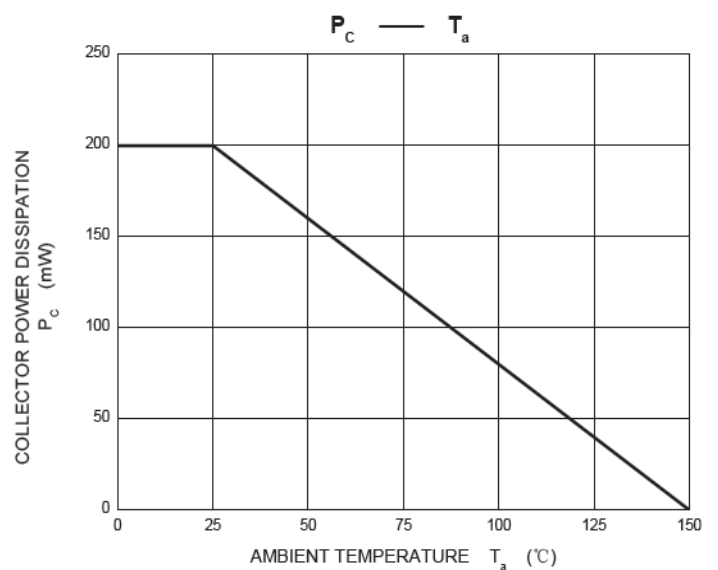
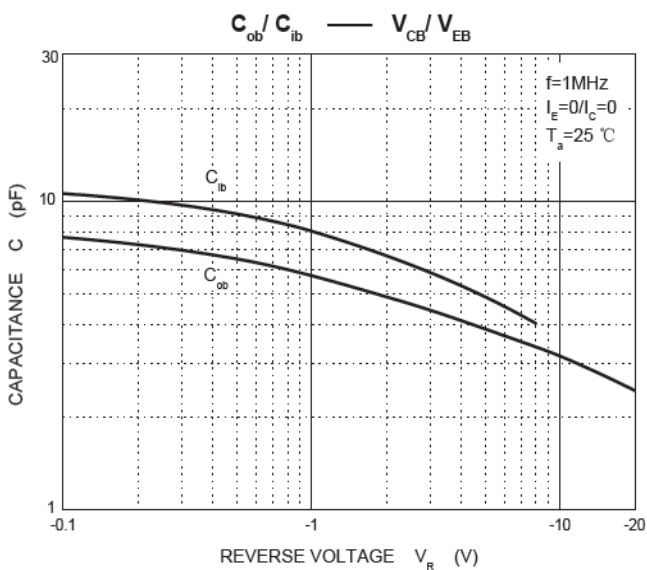
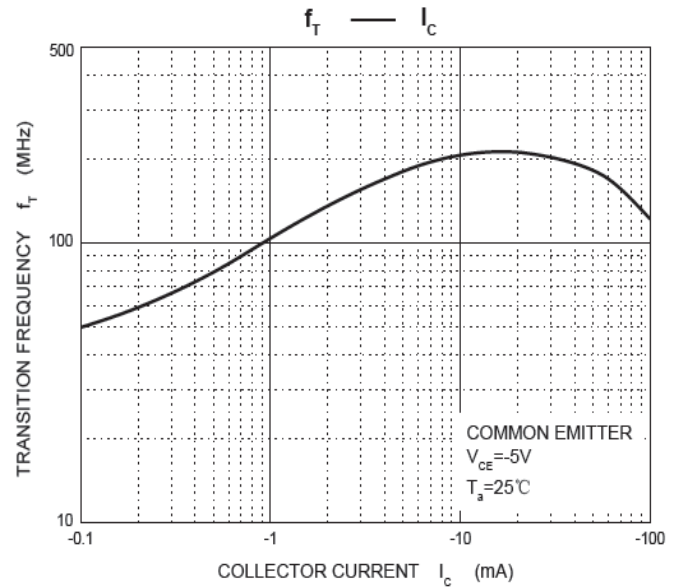
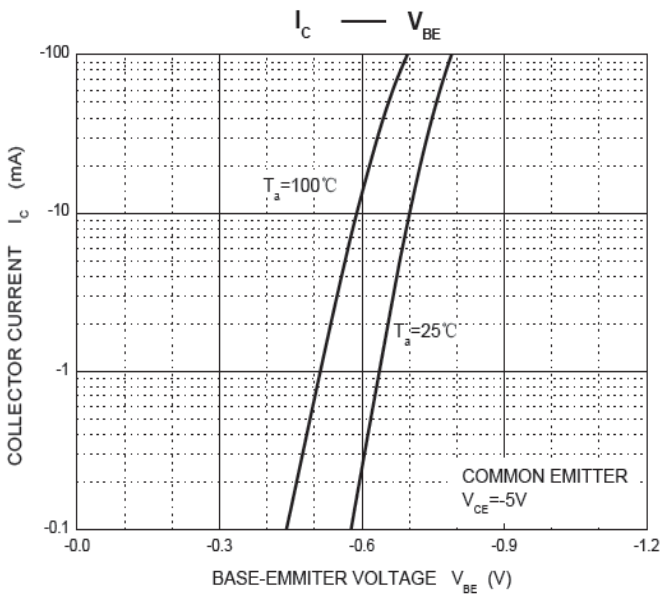
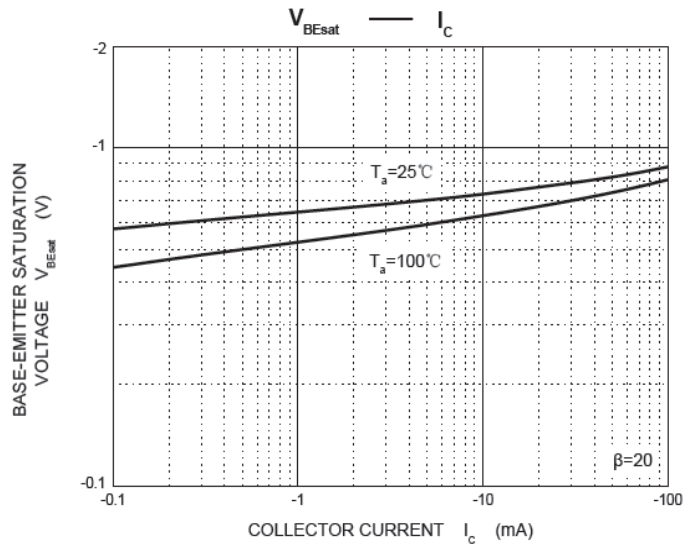
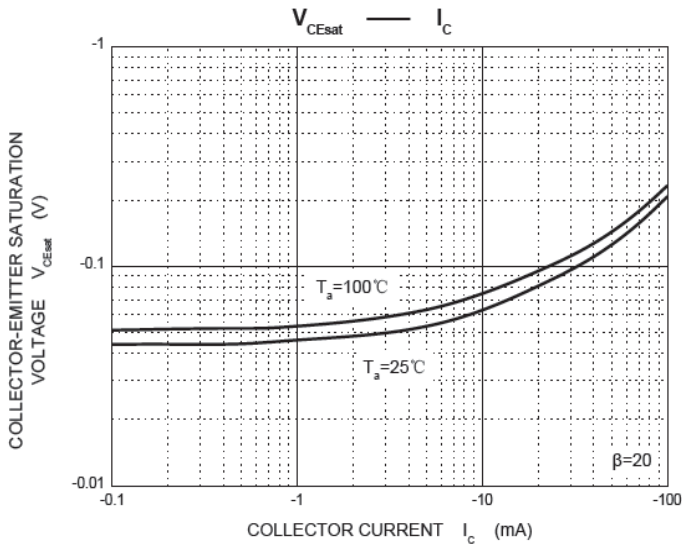
■ Ordering Information (Example)

PREFERRED P/N	PACKING CODE	UNIT WEIGHT(g)	MINIMUM PACKAGE(pcs)	INNER BOX QUANTITY(pcs)	OUTER CARTON QUANTITY(pcs)	DELIVERY MODE
BC856/BC857/BC858	F2	Approximate 0.008	3000	30000	120000	7" reel

■ Characteristics(Typical)

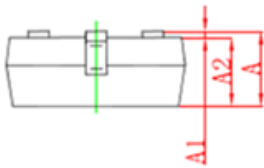
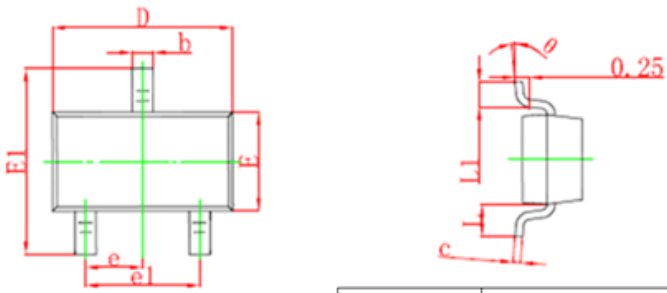


215



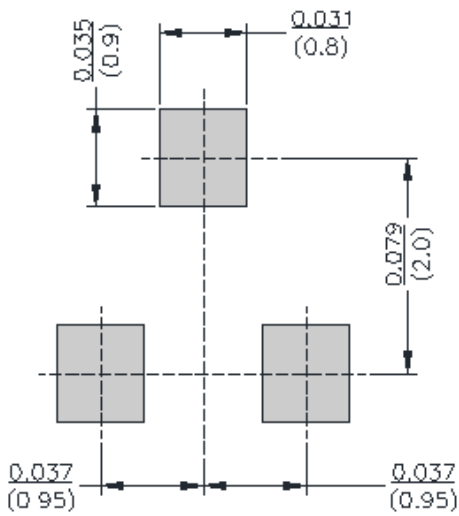


■SOT-23 Package Outline Dimensions



Symbol	Dimensions In Millimeters		Dimensions In Inches	
	Min	Max	Min	Max
A	0.900	1.150	0.035	0.045
A1	0.000	0.100	0.000	0.004
A2	0.900	1.050	0.035	0.041
b	0.300	0.500	0.012	0.020
c	0.100	0.200	0.004	0.008
D	2.800	3.000	0.110	0.118
E	1.200	1.400	0.047	0.055
E1	2.250	2.550	0.089	0.100
e	0.950TYP		0.037TYP	
e1	1.800	2.000	0.071	0.079
L	0.550REF		0.022REF	
L1	0.300	0.500	0.012	0.020
θ	0°	8°	0°	8°

■SOT-23Suggested Pad Layout





Disclaimer

The information presented in this document is for reference only. Yangzhou Yangjie Electronic Technology Co., Ltd. reserves the right to make changes without notice for the specification of the products displayed herein to improve reliability, function or design or otherwise.

The product listed herein is designed to be used with ordinary electronic equipment or devices, and not designed to be used with equipment or devices which require high level of reliability and the malfunction of which would directly endanger human life (such as medical instruments, transportation equipment, aerospace machinery, nuclear-reactor controllers, fuel controllers and other safety devices), Yangjie or anyone on its behalf, assumes no responsibility or liability for any damages resulting from such improper use of sale.

This publication supersedes & replaces all information previously supplied. For additional information, please visit our website [http:// www.21yangjie.com](http://www.21yangjie.com) , or consult your nearest Yangjie's sales office for further assistance.

X-ON Electronics

Largest Supplier of Electrical and Electronic Components

Click to view similar products for [Bipolar Transistors - BJT category](#):

Click to view products by [Yangjie manufacturer](#):

Other Similar products are found below :

[619691C](#) [MCH4017-TL-H](#) [MMBT-2369-TR](#) [BC546/116](#) [BC557/116](#) [BSW67A](#) [NJVMJD148T4G](#) [NTE123AP-10](#) [NTE153MCP](#) [NTE16](#)
[NTE195A](#) [NTE92](#) [C4460](#) [2N4401-A](#) [2N6728](#) [2SA1419T-TD-H](#) [2SA2126-E](#) [2SB1204S-TL-E](#) [2SC2712S-GR,LF](#) [2SC5488A-TL-H](#)
[2SD2150T100R](#) [SP000011176](#) [2N2907A](#) [2N3904-NS](#) [2N5769](#) [2SC2412KT146S](#) [2SD1816S-TL-E](#) [CPH6501-TL-E](#) [MCH4021-TL-E](#)
[MJE340](#) [US6T6TR](#) [NJL0281DG](#) [732314D](#) [CPH3121-TL-E](#) [CPH6021-TL-H](#) [873787E](#) [IMZ2AT108](#) [UMX21NTR](#) [MCH6102-TL-E](#) [FP204-](#)
[TL-E](#) [NJL0302DG](#) [2N3583](#) [2SA2014-TD-E](#) [2SC2812-5-TB-E](#) [30A02MH-TL-E](#) [NSV40301MZ4T1G](#) [NTE13](#) [NTE26](#) [NTE282](#) [NTE323](#)