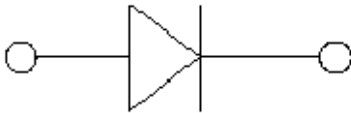


Zener Diodes



Features

- High reliability
- Very sharp reverse characteristic
- Low reverse current level



Mechanical Data

- **Package:** SOD323
- **Terminals:** Tin plated leads, solderable per J-STD-002 and JESD22-B102
- **Polarity:** Cathode line denotes the cathode end

■Maximum Ratings (T_a=25°C Unless otherwise specified)

PARAMETER	SYMBOL	UNIT	VALUE
Power Dissipation*	P _D	mW	200
Storage Temperature Range	T _{stg}	°C	-55~+150
Maximum Junction Temperature	T _J	°C	-55~+150
Maximum Forward Voltage @I _F =10mA	V _F	V	0.9
Maximum Regulator Current	I _{ZM}	mA	P _D /V _Z
Thermal Resistance Junction to Ambient Air*	R _{θJA}	°C/W	650

■Ordering Information (Example)

PREFERRED P/N	PACKING CODE	UNIT WEIGHT(g)	MINIMUM PACKAGE(pcs)	INNER BOX QUANTITY(pcs)	OUTER CARTON QUANTITY(pcs)	DELIVERY MODE
BZT52B2V4S THRU BZT52B47S	F2	Approximate 0.004	3000	30000	120000	7" reel



BZT52B2V4S THRU BZT52B47S

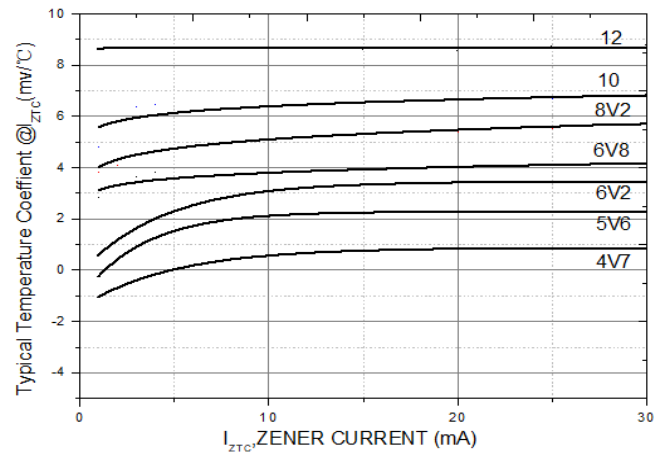
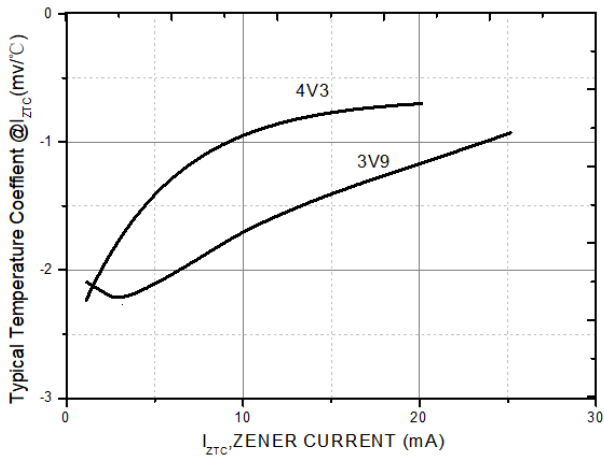
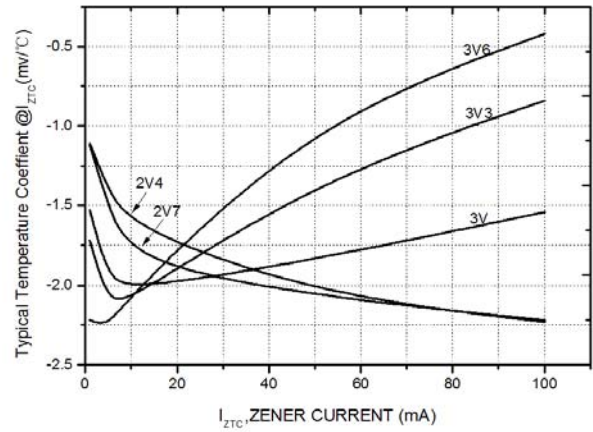
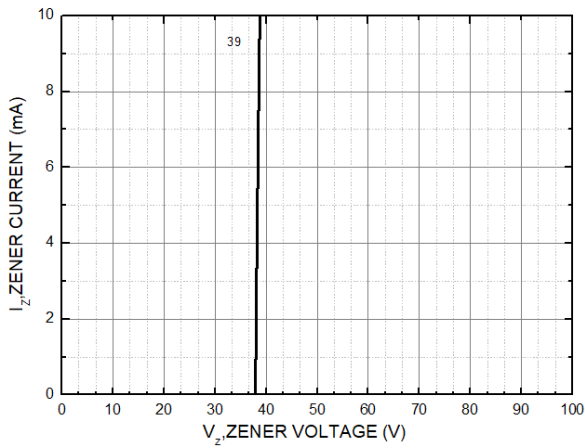
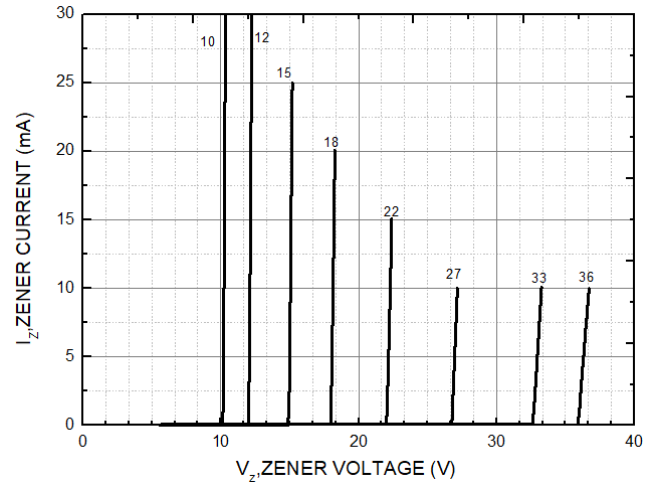
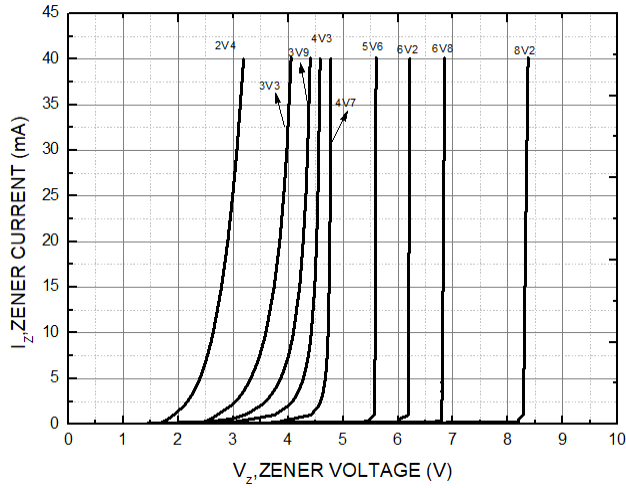
■Electrical Characteristics (T_a=25°C Unless otherwise specified)

Type Number	Device Marking	V _z at I _{zT} (V)			Z _{zT} (Ω)		Z _{zk} (Ω)		I _R (μA)@V _R	
		min.	typ.	max.	I _{zT} (mA)	max.	I _{zk} (mA)	max.	max.	V _R (V)
BZT52B2V4S	2WX	2.34	2.4	2.46	5	100	1.0	600	45	1.0
BZT52B2V7S	2W1	2.63	2.7	2.77	5	100	1.0	600	20	1.0
BZT52B3V0S	2W2	2.92	3.0	3.08	5	100	1.0	600	10	1.0
BZT52B3V3S	2W3	3.21	3.3	3.39	5	95	1.0	600	15	1.0
BZT52B3V6S	2W4	3.52	3.6	3.67	5	95	1.0	600	15	1.0
BZT52B3V9S	2W5	3.82	3.9	3.98	5	95	1.0	600	10	1.0
BZT52B4V3S	2W6	4.21	4.3	4.39	5	95	1.0	600	5	1.0
BZT52B4V7S	2W7	4.61	4.7	4.79	5	78	1.0	500	5	2.0
BZT52B5V1S	2W8	5.0	5.1	5.2	5	60	1.0	480	0.1	0.8
BZT52B5V6S	2W9	5.49	5.6	5.71	5	40	1.0	400	0.1	1.0
BZT52B6V2S	2WA	6.08	6.2	6.32	5	10	1.0	150	0.1	2.0
BZT52B6V8S	2WB	6.66	6.8	6.94	5	8	1.0	80	0.1	3.0
BZT52B7V5S	2WC	7.35	7.5	7.65	5	7	1.0	80	0.1	5.0
BZT52B8V2S	2WD	8.04	8.2	8.36	5	7	1.0	80	0.1	6.0
BZT52B9V1S	2WE	8.92	9.1	9.28	5	10	1.0	100	0.1	7.0
BZT52B10S	WG	9.8	10	10.2	5	15	1.0	150	0.1	7.5
BZT52B11S	2WG	10.78	11	11.22	5	20	1.0	150	0.1	8.5
BZT52B12S	WI	11.76	12	12.24	5	20	1.0	150	0.1	9.0
BZT52B13S	2WI	12.74	13	13.3	5	25	1.0	170	0.1	10.0
BZT52B14S	WJ	13.7	14	14.3	5	30	1.0	170	0.1	10.2
BZT52B15S	WL	14.7	15	15.3	5	30	1.0	200	0.1	11.0
BZT52B16S	WM	15.68	16	16.3	5	40	1.0	200	0.1	12
BZT52B18S	WN	17.6	18	18.4	5	50	1.0	225	0.1	14.0
BZT52B20S	2WM	19.6	20	20.4	5	55	1.0	225	0.1	15.0
BZT52B22S	2WN	21.56	22	22.44	5	55	1.0	250	0.1	17.0
BZT52B24S	WR	23.52	24	24.5	5	70	1.0	250	0.1	18.0
BZT52B27S	2WP	26.46	27	27.54	5	80	1.0	300	0.1	20.0
BZT52B30S	2WQ	29.4	30	30.6	5	80	1.0	300	0.1	22.5
BZT52B33S	2WR	32.34	33	33.7	5	80	1.0	325	0.1	25.0
BZT52B36S	2WS	35.28	36	36.72	5	90	1.0	350	0.1	27.0
BZT52B39S	2WT	38.22	39	39.8	5	90	1.0	350	0.1	29.0
BZT52B43S	2WU	42.14	43	43.86	5	100	1	375	0.1	32.0
BZT52B47S	2WV	46.06	47	47.94	5	110	1	375	0.1	35.0



BZT52B2V4S THRU BZT52B47S

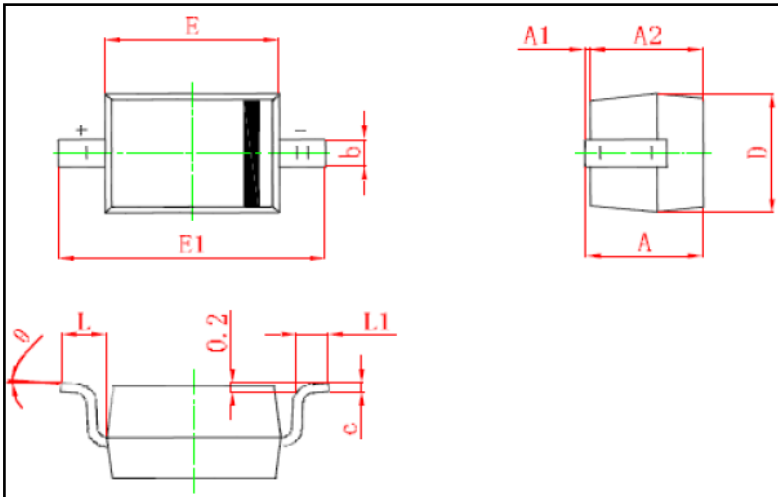
■ Characteristics (Typical)





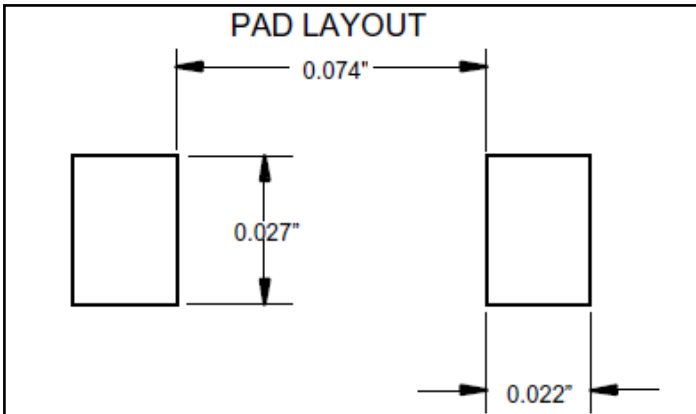
BZT52B2V4S THRU BZT52B47S

■ Outline Dimensions



Symbol	Min. (mm)	Max. (mm)
A		1.000
A1	0.000	0.100
A2	0.800	0.900
b	0.250	0.400
c	0.080	0.150
D	1.200	1.400
E	1.600	1.800
E1	2.500	2.700
L	0.475REF	
L1	0.250	0.400
θ	0°	8°

■ Soldering Footprint





BZT52B2V4S THRU BZT52B47S

Disclaimer

The information presented in this document is for reference only. Yangzhou Yangjie Electronic Technology Co., Ltd. reserves the right to make changes without notice for the specification of the products displayed herein to improve reliability, function or design or otherwise.

The product listed herein is designed to be used with ordinary electronic equipment or devices, and not designed to be used with equipment or devices which require high level of reliability and the malfunction of which would directly endanger human life (such as medical instruments, transportation equipment, aerospace machinery, nuclear-reactor controllers, fuel controllers and other safety devices), Yangjie or anyone on its behalf, assumes no responsibility or liability for any damages resulting from such improper use of sale.

This publication supersedes & replaces all information previously supplied. For additional information, please visit our website [http:// www.21yangjie.com](http://www.21yangjie.com) , or consult your nearest Yangjie's sales office for further assistance.

X-ON Electronics

Largest Supplier of Electrical and Electronic Components

Click to view similar products for [Zener Diodes](#) category:

Click to view products by [Yangjie](#) manufacturer:

Other Similar products are found below :

[MMSZ5245BS-7-F](#) [RKZ13B2KG#P1](#) [RKZ5.6B2KJ#R1](#) [EDZTE6113B](#) [EDZTE6116B](#) [EDZTE616.8B](#) [1N747A](#) [1N966B](#) [NTE5116A](#)
[NTE5121A](#) [NTE5139A](#) [NTE5147A](#) [NTE5152A](#) [NTE5155A](#) [NTE5156A](#) [NTE5164A](#) [JANS1N4974US](#) [SMAJ4764A-TP](#) [RKZ5.1BKU#P6](#)
[3SMAJ5946B-TP](#) [3SMAJ5950B-TP](#) [3SMBJ5920B-TP](#) [3SMBJ5925B-TP](#) [TDZTR24](#) [441774C](#) [MMSZ4678-TP](#) [MMSZ5232BQ-13-F](#)
[BZG04-36](#) [BZG05C9V1-HE3-TR](#) [HZM30NBTR-E](#) [UDZTE-175.1B](#) [3SMAJ5945B-TP](#) [3SMAJ5947B-TP](#) [3SMBJ5941B-TP](#) [DL4746A-TP](#)
[RKZ18B2KK#R1](#) [RKZ10B2KL#R1](#) [RKZ6.8B2KL#R1](#) [RKZ8.2B2KL#R1](#) [DZ2S240M0L](#) [SMAZ27-TP](#) [SMBZ5920B-E3/52](#) [ZMM3.0](#)
[RD16UM-T1-A](#) [RD39S-T1-A](#) [RD9.1S-T1-A](#) [RD10S-T1-A](#) [RD20S-T1-A](#) [RD2.2S-T1-A](#) [RD2.7UM-T1-A](#)