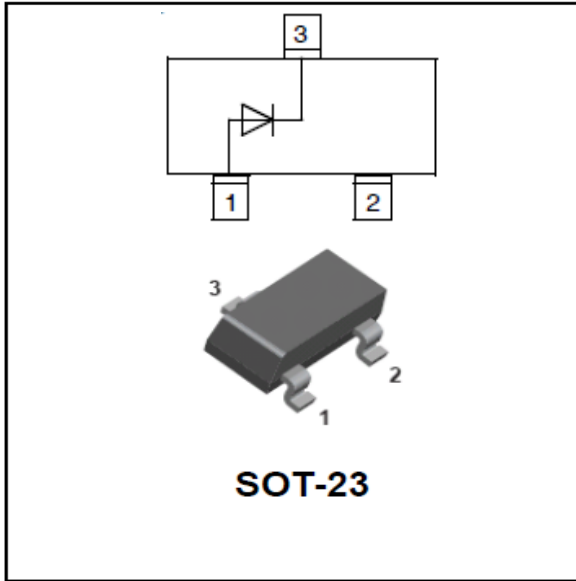


Zener Diodes



Features

- High reliability
- Very sharp reverse characteristic
- Low reverse current level
- Zener Voltage 2.4V~36V

Mechanical Data

- **Package:** SOT-23
- Molding compound meets UL 94 V-0 flammability rating, RoHS-compliant, halogen-free
- **Terminals:** Tin plated leads, solderable per J-STD-002 and JESD22-B102

■ Limiting Values (Absolute Maximum Rating, $T_a=25^{\circ}\text{C}$ Unless otherwise specified)

Characteristic	Symbol	Value	Units
Maximum Forward Voltage@ $I_F=10\text{mA}$	V_F	0.9	V
Power Dissipation	PD	350	mW
Peak Forward Surge Current*	I_{FSM}	2.0	A
Thermal Resistance	R_{thJA}	357	$^{\circ}\text{C}/\text{W}$
Operation Temperature	T_J	-55~+150	$^{\circ}\text{C}$
Storage Temperature Range	T_{STG}	-55~+150	$^{\circ}\text{C}$

■ Ordering Information (Example)

PREFERED P/N	PACKING CODE	UNIT WEIGHT(g)	MINIMUM PACKAGE(pcs)	INNER BOX QUANTITY(pcs)	OUTER CARTON QUANTITY(pcs)	DELIVERY MODE
BZX84B2V4-BZX84B36	F2	Approximate 0.008	3000	30000	120000	7" reel



BZX84B2V4 THRU BZX84B36

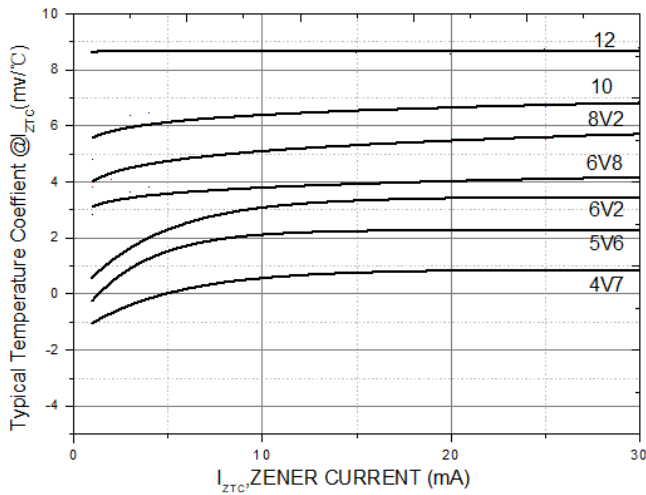
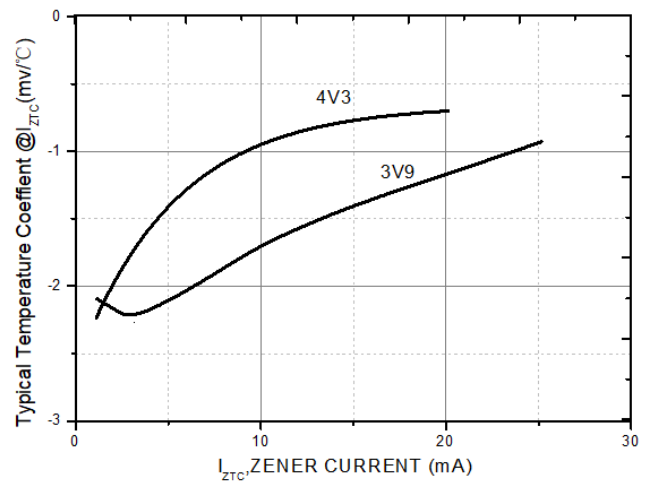
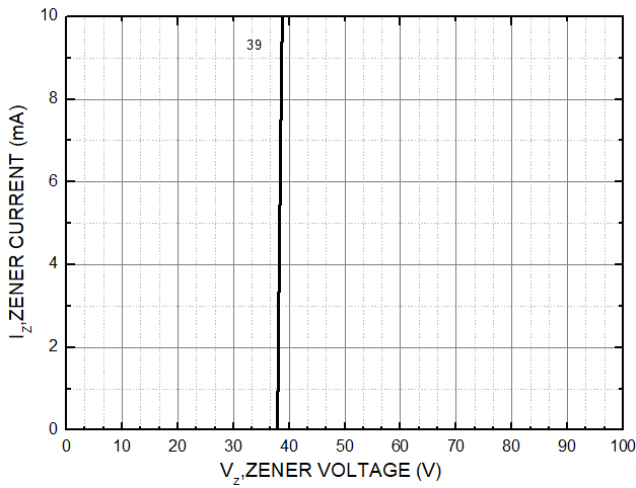
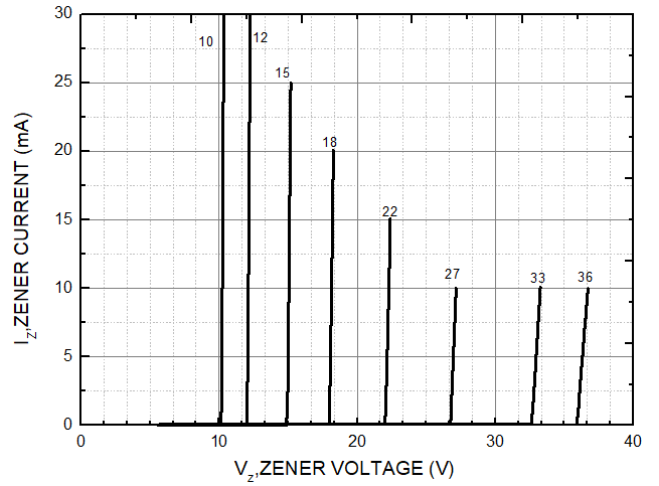
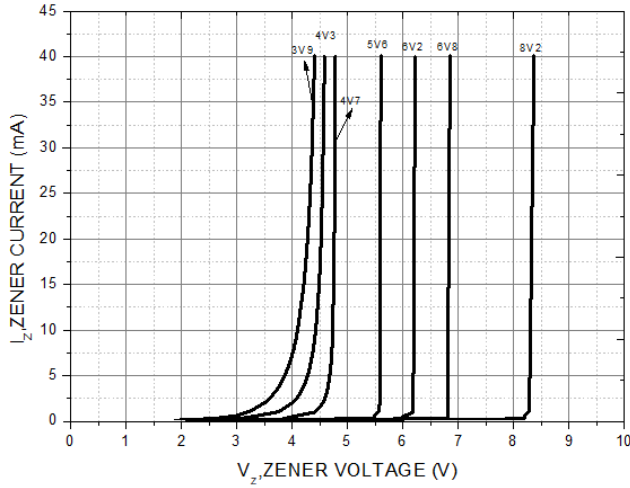
■Electrical Characteristics (T_a=25°C Unless otherwise specified)

Type Number	Marking Code	Nominal Zener Voltage			Maximum Zener Impedance				Min Reverse Leakage Current	
		V _z (V)at I _{zt} =5mA			Z _{ZT} (Ω)@I _{ZT}		Z _{Zk} (Ω)@I _{Zk}		I _R @ V _R	
		Min.	Typ.	Max.	Max	I _{zt} (mA)	Max	I _{zk} (mA)	I _R (Ua)	V _R (V)
BZX84B2V4	Z11	2.34	2.4	2.46	100	5	600	1	45	1
BZX84B2V7	Z12	2.56	2.7	2.84	100	5	600	1	20	1
BZX84B3V0	Z13	2.92	3.0	3.08	100	5	600	1	10	1
BZX84B3V3	Z14	3.21	3.3	3.39	95	5	600	1	15	1
BZX84B3V6	Z15	3.52	3.6	3.67	95	5	600	1	15	1
BZX84B3V9	Z16	3.82	3.9	3.98	95	5	600	1	10	1
BZX84B4V3	Z17	4.21	4.3	4.39	95	5	600	1	3	1
BZX84B4V7	Z1	4.61	4.7	4.79	80	5	500	1	3	2
BZX84B5V1	Z2	5.0	5.1	5.2	60	5	480	1	2	2
BZX84B5V6	Z3	5.49	5.6	5.71	40	5	400	1	1	2
BZX84B6V2	Z4	6.08	6.2	6.32	10	5	150	1	3	4
BZX84B6V8	Z5	6.66	6.8	6.94	15	5	80	1	2	4
BZX84B7V5	Z6	7.35	7.5	7.65	15	5	80	1	1	5
BZX84B8V2	Z7	8.04	8.2	8.36	15	5	80	1	0.7	5
BZX84B9V1	Z8	8.92	9.1	9.28	15	5	100	1	0.5	6
BZX84B10	Z9	9.8	10	10.2	20	5	150	1	0.2	7
BZX84B11	Y1.	10.78	11	11.22	20	5	150	1	0.1	8
BZX84B12	Y2.	11.76	12	12.24	25	5	150	1	0.1	8
BZX84B13	Y3	12.74	13	13.3	30	5	170	1	0.1	8
BZX84B15	Y4	14.7	15	15.3	30	5	200	1	0.1	10.5
BZX84B16	Y5	15.68	16	16.3	40	5	200	1	0.1	11.2
BZX84B18	Y6.	17.6	18	18.4	45	5	225	1	0.1	12.6
BZX84B20	Y7	19.6	20	20.4	55	5	225	1	0.1	14
BZX84B22	Y8	21.56	22	22.44	55	5	250	1	0.1	15.4
BZX84B24	Y9	23.52	24	24.5	70	5	250	1	0.1	16.8
BZX84B27	Y10	26.46	27	27.54	80	5	300	1	0.1	18.9
BZX84B30	Y11.	29.4	30	30.6	80	5	300	1	0.1	21
BZX84B33	Y12	32.34	33	33.7	80	5	325	1	0.1	23.1
BZX84B36	Y13	35.28	36	36.72	90	5	350	1	0.1	25.2



BZX84B2V4 THRU BZX84B36

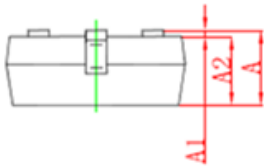
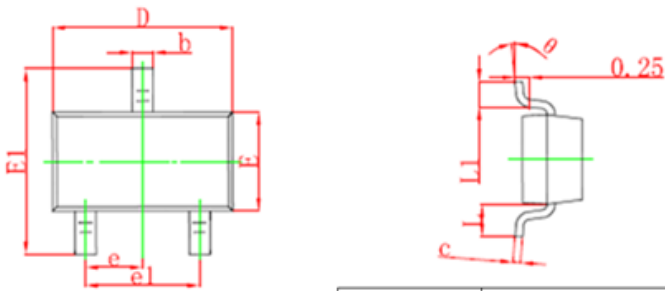
■ Characteristics (Typical)





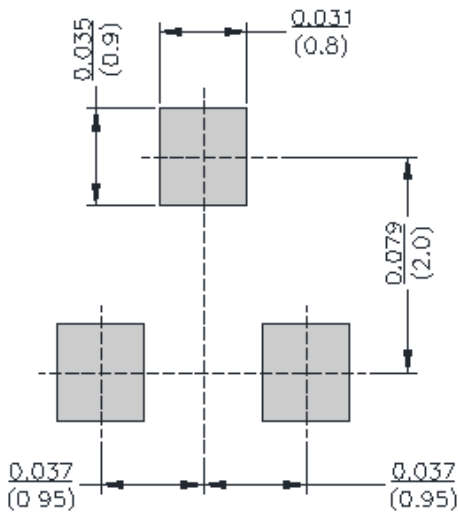
BZX84B2V4 THRU BZX84B36

■SOT-23 Package Outline Dimensions



Symbol	Dimensions In Millimeters		Dimensions In Inches	
	Min	Max	Min	Max
A	0.900	1.150	0.035	0.045
A1	0.000	0.100	0.000	0.004
A2	0.900	1.050	0.035	0.041
b	0.300	0.500	0.012	0.020
c	0.100	0.200	0.004	0.008
D	2.800	3.000	0.110	0.118
E	1.200	1.400	0.047	0.055
E1	2.250	2.550	0.089	0.100
e	0.950TYP		0.037TYP	
e1	1.800	2.000	0.071	0.079
L	0.550REF		0.022REF	
L1	0.300	0.500	0.012	0.020
θ	0°	8°	0°	8°

■SOT-23 Suggested Pad Layout





BZX84B2V4 THRU BZX84B36

Disclaimer

The information presented in this document is for reference only. Yangzhou Yangjie Electronic Technology Co., Ltd. reserves the right to make changes without notice for the specification of the products displayed herein to improve reliability, function or design or otherwise.

The product listed herein is designed to be used with ordinary electronic equipment or devices, and not designed to be used with equipment or devices which require high level of reliability and the malfunction of which would directly endanger human life (such as medical instruments, transportation equipment, aerospace machinery, nuclear-reactor controllers, fuel controllers and other safety devices), Yangjie or anyone on its behalf, assumes no responsibility or liability for any damages resulting from such improper use of sale.

This publication supersedes & replaces all information previously supplied. For additional information, please visit our website [http:// www.21yangjie.com](http://www.21yangjie.com) , or consult your nearest Yangjie's sales office for further assistance.

X-ON Electronics

Largest Supplier of Electrical and Electronic Components

Click to view similar products for [Zener Diodes](#) category:

Click to view products by [Yangjie](#) manufacturer:

Other Similar products are found below :

[RKZ13B2KG#P1](#) [DL5234B](#) [EDZTE6113B](#) [1N4682](#) [1N4691](#) [1N4693](#) [1N4732A](#) [1N4736A](#) [1N4750A](#) [1N4759ARL](#) [1N5241B](#) [1N5365B](#)
[1N5369B](#) [1N747A](#) [1N959B](#) [1N964B](#) [1N966B](#) [1N968B](#) [1N972B](#) [NTE5121A](#) [NTE5147A](#) [NTE5152A](#) [NTE5155A](#) [NTE5164A](#)
[JANS1N4974US](#) [JANTX1N5907](#) [1N4692](#) [1N4700](#) [1N4702](#) [1N4704](#) [1N4711](#) [1N4714](#) [1N4737A](#) [1N4745ARL](#) [1N4752A](#) [1N4752ARL](#)
[1N4760ARL](#) [1N5221B](#) [1N5231B-TR](#) [1N5236B](#) [1N5241BTR](#) [1N5242BTR](#) [1N5350B](#) [1N5352B](#) [1N961BRR1](#) [1N964BRL](#) [RKZ5.1BKU#P6](#)
[3SMAJ5946B-TP](#) [3SMAJ5950B-TP](#) [3SMBJ5925B-TP](#)