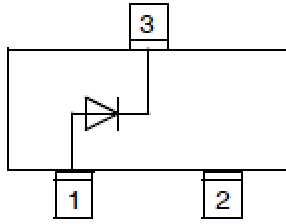


Small Signal Zener Diodes



SOT-23

Features

- Epoxy meets UL-94 V-0 flammability rating and halogen free
- Moisture Sensitivity Level 1
- Zener Voltage 3.6V~36V
- V_z -tolerance $\pm 2\%$ approximately
- Part no. with suffix "Q" means AEC-Q101 qualified

Applications

- General regulation functions

Mechanical Data

- **Case:** SOT-23
- **Terminals:** Tin plated leads, solderable per J-STD-002 and JESD22-B102

■ Maximum Ratings ($T_a=25^\circ\text{C}$ Unless otherwise specified)

PARAMETER	SYMBOL	UNIT	VALUE
Power Dissipation	P_D	mW	350
Storage Temperature Range	T_{stg}	$^\circ\text{C}$	-55~+150
Junction Temperature	T_J	$^\circ\text{C}$	-55~+150
Maximum Regulator Current	I_{ZM}	mA	P_D / V_z
Maximum Forward Voltage ($I_F=10\text{mA}$)	V_F	V	0.9
Thermal Resistance Junction to Ambient Air	$R_{\theta JA}$	$^\circ\text{C}/\text{W}$	357

■ Ordering Information (Example)

PREFERRED P/N	PACKING CODE	UNIT WEIGHT(g)	MINIMUM PACKAGE(pcs)	INNER BOX QUANTITY(pcs)	OUTER CARTON QUANTITY(pcs)	DELIVERY MODE
BZX84B3V6Q THRU BZX84B36Q	F2	Approximate 0.01	3000	30000	120000	7" reel



BZX84B3V6Q THRU BZX84B36Q

■ Electrical Characteristics (T_a=25°C Unless otherwise specified)

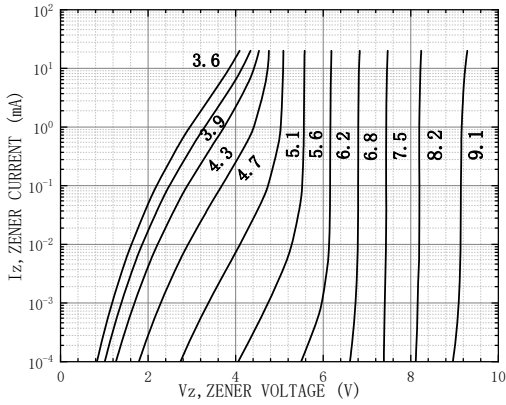
Type Number	Device Marking	V _z at I _{zt} (V)			I _{zt} mA	Z _{zt} (Ω)		Z _{zk} (Ω)		I _R (μA)@V _R		Typical Temperature Coefficient@ I _{ZTC} mV/°C		Test Current I _{ZTC} mA
		min.	typ.	max.		I _{zt} (mA)	max.	I _{zk} (mA)	max.	uA	V _R (V)	Min	Max	
BZX84B3V6Q	Z15	3.53	3.6	3.67	5	5	90	1.0	600	5	1.0	-3.5	0	5
BZX84B3V9Q	Z16	3.82	3.9	3.98	5	5	90	1.0	600	3	1.0	-3.5	0	5
BZX84B4V3Q	Z17	4.21	4.3	4.39	5	5	90	1.0	600	3	1.0	-3.5	0	5
BZX84B4V7Q	Z1	4.61	4.7	4.79	5	5	80	1.0	500	3	2.0	-3.5	0.2	5
BZX84B5V1Q	Z2	5.0	5.1	5.2	5	5	60	1.0	480	2	2.0	-2.7	1.2	5
BZX84B5V6Q	Z3	5.49	5.6	5.71	5	5	40	1.0	400	1	2.0	-2	2.5	5
BZX84B6V2Q	Z4	6.08	6.2	6.32	5	5	10	1.0	150	3	4.0	0.4	3.7	5
BZX84B6V8Q	Z5	6.66	6.8	6.94	5	5	15	1.0	80	2	4.0	1.2	4.5	5
BZX84B7V5Q	Z6	7.35	7.5	7.65	5	5	15	1.0	80	1	5.0	2.5	5.3	5
BZX84B8V2Q	Z7	8.04	8.2	8.36	5	5	15	1.0	80	0.7	5.0	3.2	6.2	5
BZX84B9V1Q	Z8	8.92	9.1	9.28	5	5	15	1.0	100	0.5	6.0	3.8	7.0	5
BZX84B10Q	Z9	9.8	10	10.2	5	5	20	1.0	150	0.2	7.0	4.5	8.0	5
BZX84B11Q	Y1.	10.78	11	11.22	5	5	20	1.0	150	0.1	8.0	5.4	9.0	5
BZX84B12Q	Y2.	11.76	12	12.24	5	5	25	1.0	150	0.1	8.0	6.0	10.0	5
BZX84B13Q	Y3	12.74	13	13.3	5	5	30	1.0	170	0.1	8.0	7.0	11.0	5
BZX84B15Q	Y4	14.7	15	15.3	5	5	30	1.0	200	0.1	10.5	9.2	13.0	5
BZX84B16Q	Y5	15.68	16	16.3	5	5	40	1.0	200	0.1	11.2	10.4	14.0	5
BZX84B18Q	Y6.	17.6	18	18.4	5	5	45	1.0	225	0.1	12.6	12.4	16.0	5
BZX84B20Q	Y7	19.6	20	20.4	5	5	55	1.0	225	0.1	14.0	14.4	18.0	5
BZX84B22Q	Y8	21.56	22	22.44	5	5	55	1.0	250	0.1	15.4	16.4	20.0	5
BZX84B24Q	Y9	23.52	24	24.5	5	5	70	1.0	250	0.1	16.8	18.4	22.0	5
BZX84B27Q	Y10	26.46	27	27.54	2	2	80	0.5	300	0.1	18.9	21.4	25.3	2
BZX84B30Q	Y11.	29.4	30	30.6	2	2	80	0.5	300	0.1	21.0	24.4	29.4	2
BZX84B33Q	Y12	32.34	33	33.7	2	2	80	0.5	325	0.1	23.1	27.4	33.4	2
BZX84B36Q	Y13	35.28	36	36.72	2	2	90	0.5	350	0.1	25.2	30.4	37.4	2



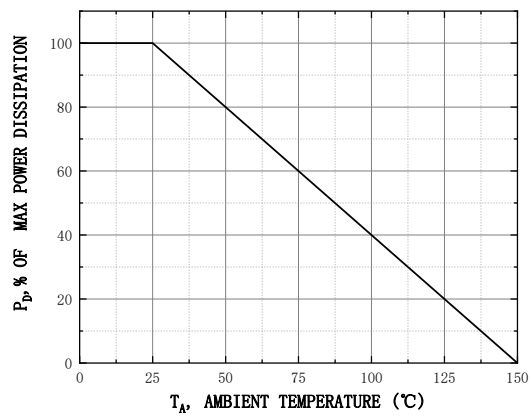
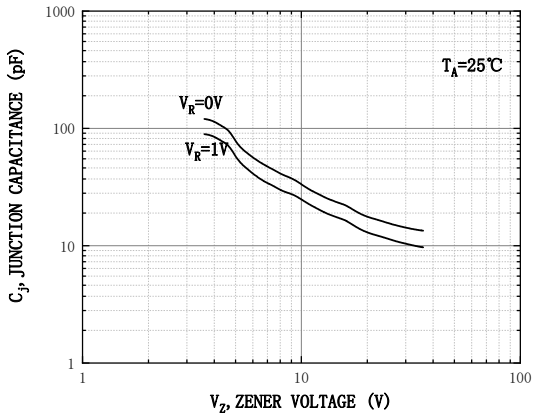
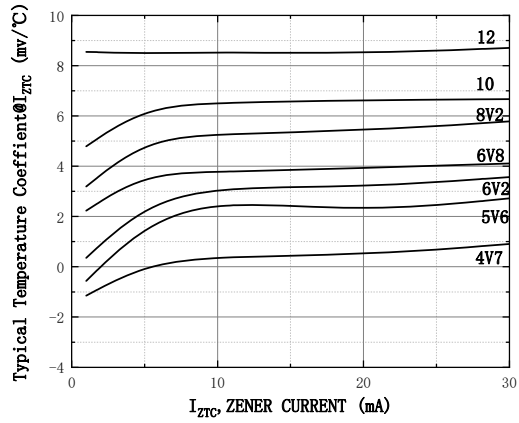
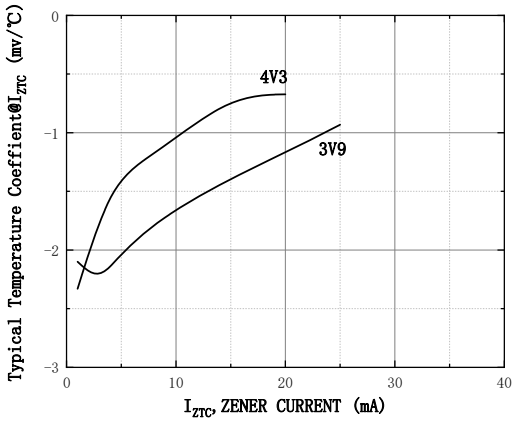
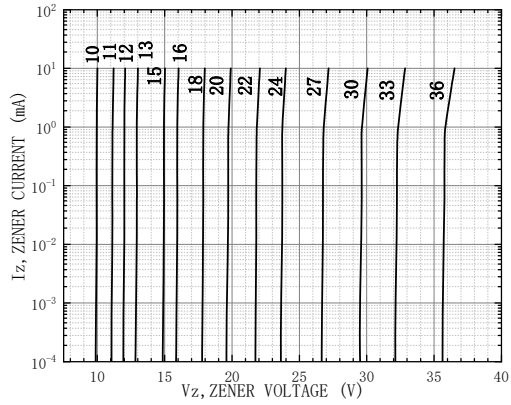
BZX84B3V6Q THRU BZX84B36Q

■ Characteristics (Typical)

ZENER BREAKDOWN CHARACTERISTICS

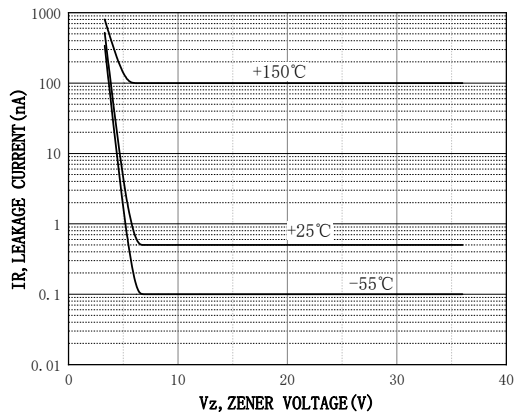


ZENER BREAKDOWN CHARACTERISTICS





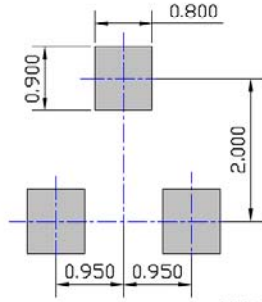
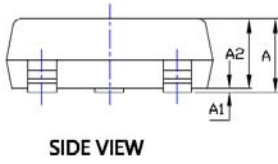
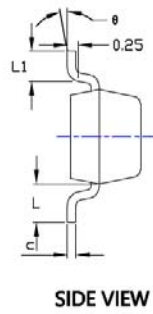
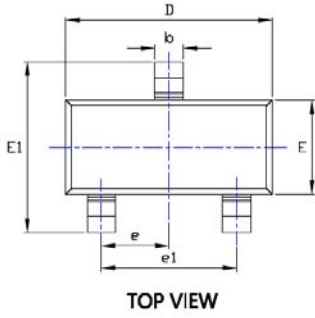
BZX84B3V6Q THRU BZX84B36Q





BZX84B3V6Q THRU BZX84B36Q

■ Outline Dimensions



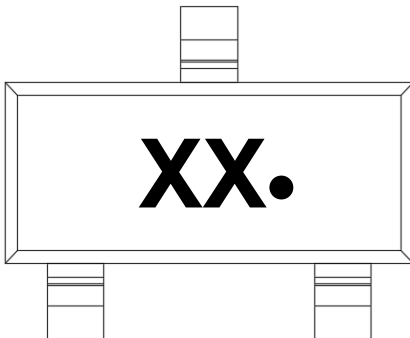
UNIT: mm

SYMBOL	DIMENSIONS			
	INCHES		Millimeter	
	MIN.	MAX.	MIN.	MAX.
A	0.035	0.045	0.900	1.150
A1	0.000	0.004	0.000	0.100
A2	0.035	0.041	0.900	1.050
b	0.012	0.020	0.300	0.500
c	0.004	0.008	0.100	0.200
D	0.110	0.118	2.800	3.000
E	0.047	0.055	1.200	1.400
E1	0.089	0.100	2.250	2.550
e	0.037TYP		0.950TYP	
e1	0.071	0.079	1.800	2.000
L	0.022REF		0.550REF	
L1	0.012	0.200	0.300	0.500
θ	0°	8°	0°	8°

NOTE:

- 1.PACKAGE BODY SIZES EXCLUDE MOLD FLASH AND GATE BURRS.
- 2.TOLERANCE 0.1mm UNLESS OTHERWISE SPECIFIED.
- 3.THE PAD LAYOUT IS FOR REFERENCE PURPOSES ONLY.

■ Marking Information



Note:

1. All marking is at middle of the product body
2. All marking is in laser marking
3. XX is Marking Code
4. Body color: Black



BZX84B3V6Q THRU BZX84B36Q

Disclaimer

The information presented in this document is for reference only. Yangzhou Yangjie Electronic Technology Co., Ltd. reserves the right to make changes without notice for the specification of the products displayed herein to improve reliability, function or design or otherwise.

The product listed herein is designed to be used with automotive electronics, are not designed for use in medical, life-saving, lifesustaining, or military, Yangjie or anyone on its behalf, assumes no responsibility or liability for any damages resulting from such improper use of sale.

This publication supersedes & replaces all information previously supplied. For additional information, please visit our website [http:// www.21yangjie.com](http://www.21yangjie.com) , or consult your nearest Yangjie's sales office for further assistance.



BZX84B3V6Q THRU BZX84B36Q

ISSUE	REVISION	DATE
1.3	Update all Fig s,update pod,add marking information Add BZX84B3V6Q BZX84B3V9Q	10-May-22

X-ON Electronics

Largest Supplier of Electrical and Electronic Components

Click to view similar products for [Zener Diodes](#) category:

Click to view products by [Yangjie](#) manufacturer:

Other Similar products are found below :

[RKZ13B2KG#P1](#) [RKZ5.6B2KJ#R1](#) [DL5234B](#) [EDZTE6113B](#) [1N4682](#) [1N4691](#) [1N4693](#) [1N4732A](#) [1N4736A](#) [1N4750A](#) [1N4759ARL](#)
[1N5241B](#) [1N5365B](#) [1N5369B](#) [1N747A](#) [1N959B](#) [1N964B](#) [1N966B](#) [1N968B](#) [1N972B](#) [NTE5121A](#) [NTE5147A](#) [NTE5152A](#) [NTE5155A](#)
[NTE5164A](#) [JANS1N4974US](#) [1N4692](#) [1N4700](#) [1N4702](#) [1N4704](#) [1N4711](#) [1N4714](#) [1N4737A](#) [1N4745ARL](#) [1N4752A](#) [1N4752ARL](#)
[1N4760ARL](#) [1N5221B](#) [1N5231B-TR](#) [1N5236B](#) [1N5241BTR](#) [1N5242BTR](#) [1N5350B](#) [1N5352B](#) [1N961BRR1](#) [1N964BRL](#) [RKZ5.1BKU#P6](#)
[3SMAJ5946B-TP](#) [3SMAJ5950B-TP](#) [3SMBJ5925B-TP](#)