

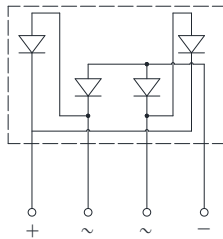

Bridge Rectifiers

Features

- UL recognition, file #E230084
- Thin single in-line package
- High surge current capability
- Solder dip 275 °C max. 7 s, per JESD 22-B106

Typical Applications

General purpose use in AC/DC bridge full wave rectification for switching power supply, home appliances, office equipment, industrial automation applications.



Mechanical Data

- **Package:** JA
Molding compound meets UL 94 V-0 flammability rating, RoHS-compliant
- **Terminals:** Tin plated leads, solderable per J-STD-002 and JESD22-B102
- **Polarity:** As marked on body

■ Maximum Ratings (T_a=25°C Unless otherwise specified)

PARAMETER	SYMBOL	UNIT	D15JA05	D15JA10	D15JA20	D15JA40	D15JA60	D15JA80	D15JA100
Device marking code			D15JA05	D15JA10	D15JA20	D15JA40	D15JA60	D15JA80	D15JA100
Repetitive Peak Reverse Voltage	VRRM	V	50	100	200	400	600	800	1000
Average Rectified Output Current @60Hz sine wave, R-load,	IO	A	With heatsink T _C =100°C						
			Without heatsink T _a =25°C						
Surge(non-repetitive)forward current @60Hz half-sine wave, 1 cycle, T _j =25°C	IFSM	A	220						
Current squared time @1ms≤t≤8.3ms T _j =25°C,rating of per diode	I ² t	A ² S	200						
Storage Temperature	T _{stg}	°C	-55 ~+150						
Junction Temperature	T _j	°C	-55 ~+150						
Dielectric strength @ terminals to case, AC 1 minute	V _{dis}	KV	2						
Mounting torque @recommend torque: 5kg · cm	Tor	kg · cm	8						

■ Electrical Characteristics (T_a=25°C Unless otherwise specified)

PARAMETER	SYMBOL	UNIT	TEST CONDITIONS	D15JA05	D15JA10	D15JA20	D15JA40	D15JA60	D15JA80	D15JA100
Maximum instantaneous forward voltage drop per diode	V _F	V	IFM=7.5A	1.00						
Maximum DC reverse current at rated DC blocking voltage per diode	IRRM	μA	VRM=VRRM	5						



D15JA05 THRU D15JA100

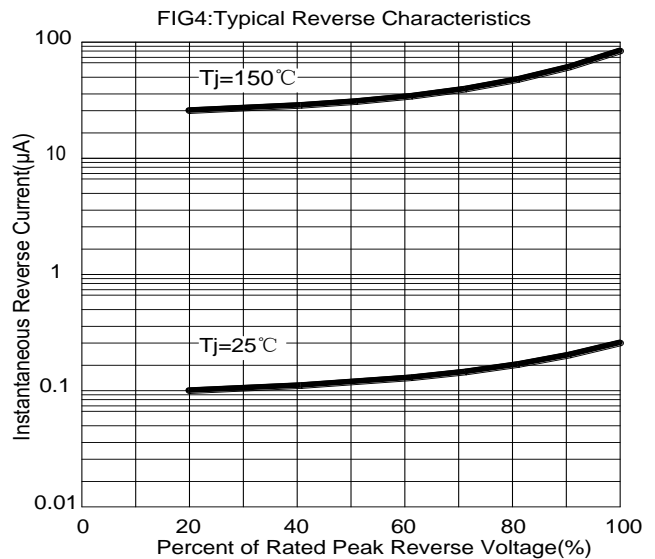
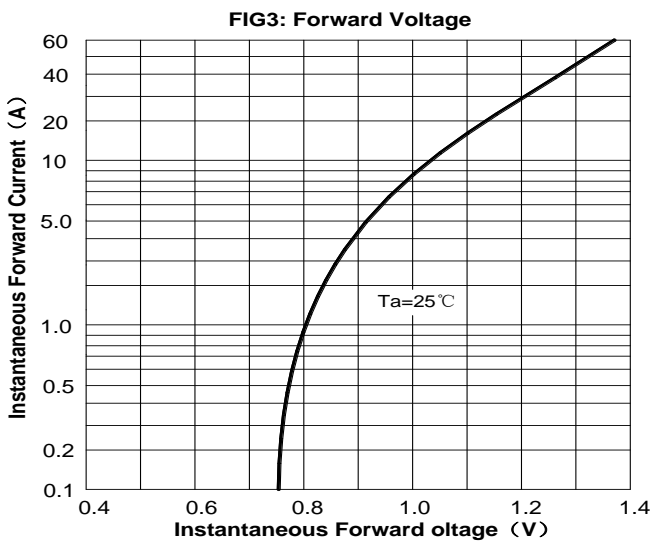
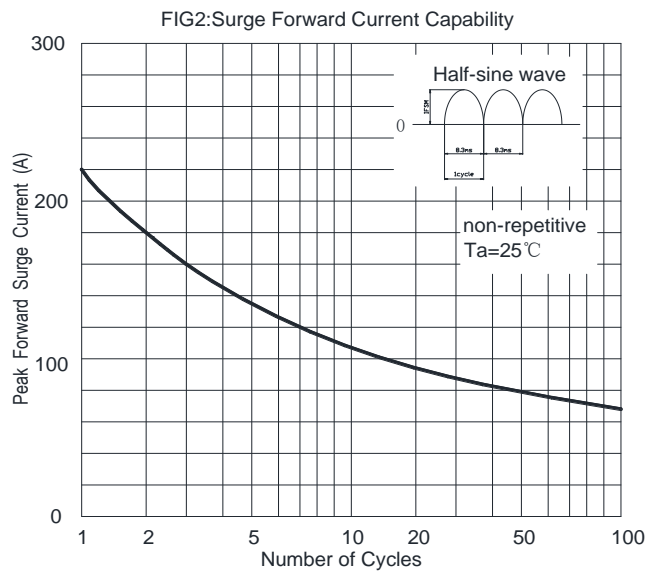
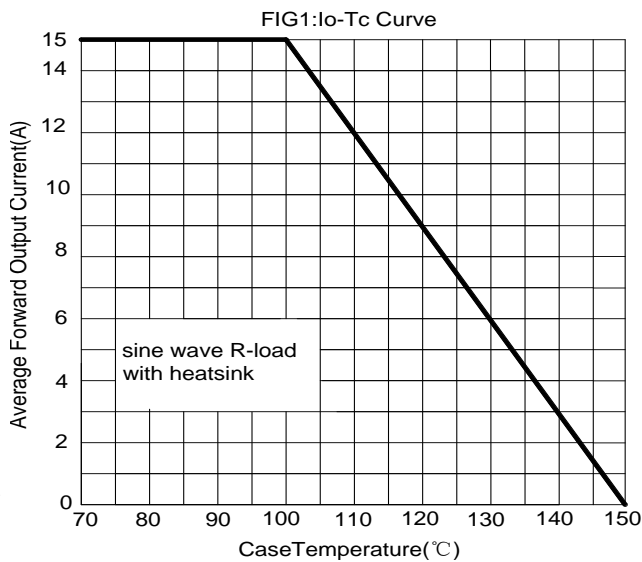
■ Thermal Characteristics (T_a=25°C Unless otherwise specified)

PARAMETER		SYMBOL	UNIT	D15JA05	D15JA10	D15JA20	D15JA40	D15JA60	D15JA80	D15JA100
Thermal Resistance	Between junction and ambient, Without heatsink	R _{θJ-A}	°C/W	22.0						
	Between junction and case, With heatsink	R _{θJ-C}		1.5						

■ Ordering Information (Example)

PREFERRED P/N	PACKAGE CODE	UNIT WEIGHT(g)	MINIMUM PACKAGE(pcs)	INNER BOX QUANTITY(pcs)	OUTER CARTON QUANTITY(pcs)	DELIVERY MODE
D15JA05~D15JA100	B1	Approximate 4.3	15	750	1500	Tube

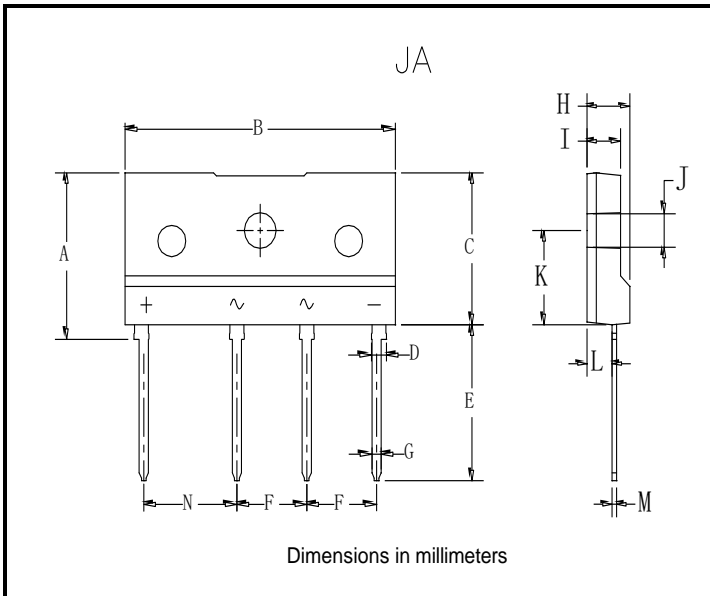
■ Characteristics(Typical)





D15JA05 THRU D15JA100

■ Outline Dimensions



JA		
Dim	Min	Max
A	15.6	16.2
B	28.7	29.3
C	14.2	14.8
D	1.5	1.7
E	14.6	15.2
F	7.3	7.7
G	0.9	1.1
H	4.3	4.9
I	3.3	3.9
J	3.1	3.4
K	8.7	9.3
L	2.5	2.9
M	0.4	0.6
N	9.8	10.2



D15JA05 THRU D15JA100

Disclaimer

The information presented in this document is for reference only. Yangzhou Yangjie Electronic Technology Co., Ltd. reserves the right to make changes without notice for the specification of the products displayed herein to improve reliability, function or design or otherwise.

The product listed herein is designed to be used with ordinary electronic equipment or devices, and not designed to be used with equipment or devices which require high level of reliability and the malfunction of which would directly endanger human life (such as medical instruments, transportation equipment, aerospace machinery, nuclear-reactor controllers, fuel controllers and other safety devices), Yangjie or anyone on its behalf, assumes no responsibility or liability for any damages resulting from such improper use of sale.

This publication supersedes & replaces all information previously supplied. For additional information, please visit our website [http:// www.21yangjie.com](http://www.21yangjie.com) , or consult your nearest Yangjie's sales office for further assistance.

X-ON Electronics

Largest Supplier of Electrical and Electronic Components

Click to view similar products for [Bridge Rectifiers](#) category:

Click to view products by [Yangjie](#) manufacturer:

Other Similar products are found below :

[G3SBA60-E351](#) [GBJ1504-BP](#) [GBU10B-BP](#) [GBU15J-BP](#) [GBU15K-BP](#) [GBU4A-BP](#) [GBU4D-BP](#) [GBU6B-E3/45](#) [GSIB680-E3/45](#) [DB101-BP](#) [DF10SA-E345](#) [RMB2S](#) [RCG](#) [APT30DF100HJ](#) [APT60DF20HJ](#) [B2S-E3/80](#) [BU1506-E351](#) [BU15085S-E345](#) [BU1508-E3/45](#) [BU1510-E3/45](#) [RS404GL-BP](#) [RS405GL-BP](#) [G3SBA20-E3/51](#) [G5SBA20-E3/51](#) [G5SBA60-E3/51](#) [GBJ1502-BP](#) [GBL02-E351](#) [GBL10-E3/45](#) [GBU10J-BP](#) [GBU4J-BP](#) [GBU4K-BP](#) [GBU8B-E3/45](#) [GBU8D-BP](#) [GBU8J-BP](#) [GSIB1520-E3/45](#) [MB1510](#) [MB352W](#) [MB6M-G](#) [B2M-E345](#) [B40C7000A](#) [B500C7000A](#) [MP5010W-BP](#) [MP501W-BP](#) [MP502-BP](#) [BR1005-BP](#) [BR101-BP](#) [BU1006-E345](#) [BU1010A-E3/51](#) [BU12065S-E3/45](#) [BU1508-E3/51](#) [BU2006-E3/45](#)