

Three Phase Bridge Rectifiers

Features


- UL recognition, file #E230084
- I Thin single in-line package
- High surge current capability
- Solder dip 275 °C max. 7 s, per JESD 22-B106

Typical Applications

General purpose use in AC/DC bridge full wave rectification for switching power supply, home appliances, office equipment, industrial automation applications.

Mechanical Data

- **Package:** TSB-5
Molding compound meets UL 94 V-0 flammability rating, RoHS-compliant
- **Terminals:** Tin plated leads, solderable per J-STD-002 and JESD22-B102
- **Polarity:** As marked on body



■Maximum Ratings (T_a=25°C Unless otherwise specified)

PARAMETER	SYMBOL	UNIT	DF25NA80	DF25NA100	DF25NA160
Device marking code			DF25NA80	DF25NA100	DF25NA160
Repetitive Peak Reverse Voltage	VRRM	V	800	1000	1600
Average Rectified Output Current @60Hz sine wave, R-load, With heatsink T _c =87°C	I _O	A	25		
Surge(Non-repetitive)Forward Current @60HZ half-sine wave, 1 cycle, T _j =25°C	I _{FSM}	A	400		
Current Squared Time @1ms≤t<8.3ms T _j =25°C, Rating of per diode	I ² t	A ² S	666		
Storage Temperature	T _{stg}	°C	-55 ~+150		
Junction Temperature	T _j	°C	-55 ~+150		

■Electrical Characteristics (T_a=25°C Unless otherwise specified)

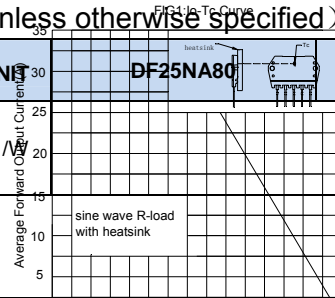
PARAMETER	SYMBOL	UNIT	TEST CONDITIONS	DF25NA80	DF25NA100	DF25NA160
Maximum instantaneous forward voltage drop per diode	V _F	V	I _{FM} =12.5A	1.1		
Maximum DC reverse current at rated DC blocking voltage per diode	I _{RRM}	μA	V _{RM} =VRRM	10		



DF25NA80 THRU DF25NA160

Thermal Characteristics (Ta=25°C Unless otherwise specified)

PARAMETER		SYMBOL	UNIT	DF25NA80	DF25NA100	DF25NA160
Thermal Resistance	Between junction and case, With heatsink	RθJ-C	°C/W	1.2	1.2	1.2



Ordering Information (Example)

PREFERED P/N	UNIT WEIGHT(g)	MINIMUM PACKAGE(pcs)	INNER BOX QUANTITY(pcs)	OUTER CARTON QUANTITY(pcs)	DELIVERY MODE
DF25NA80~DF25NA160	Approximate 15.8	96	96	576	Paper Box

Characteristics(Typical)

FIG1: I_o-T_c Curve

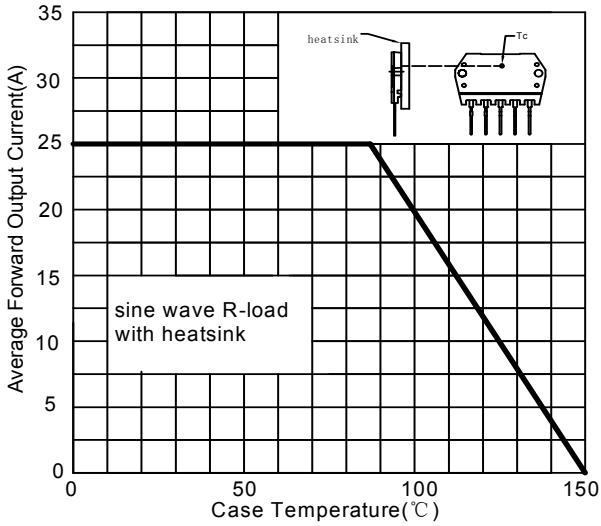


FIG2: Surge Forward Current Capability

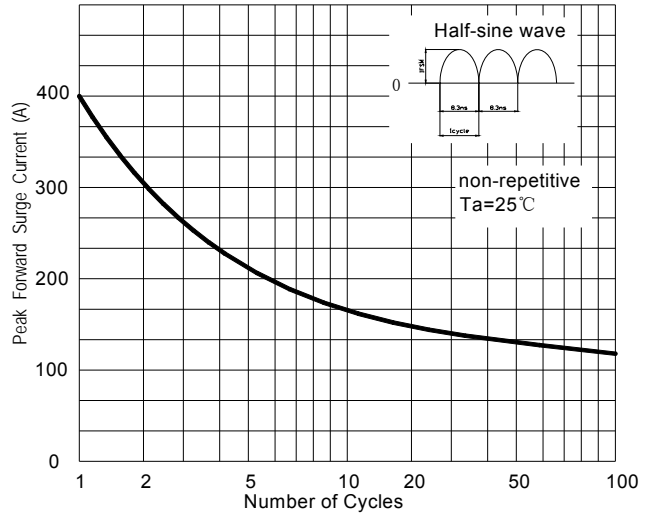


FIG3: Instantaneous Forward Voltage

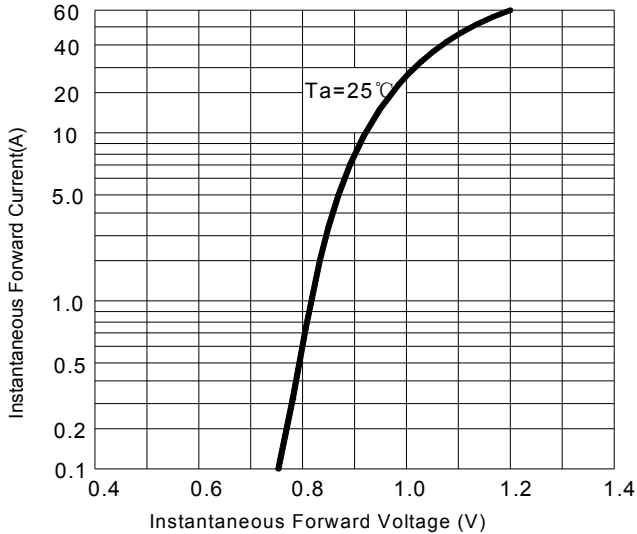
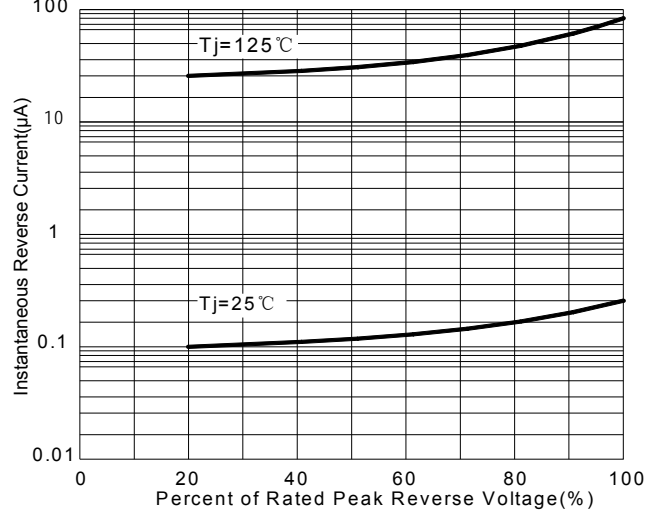


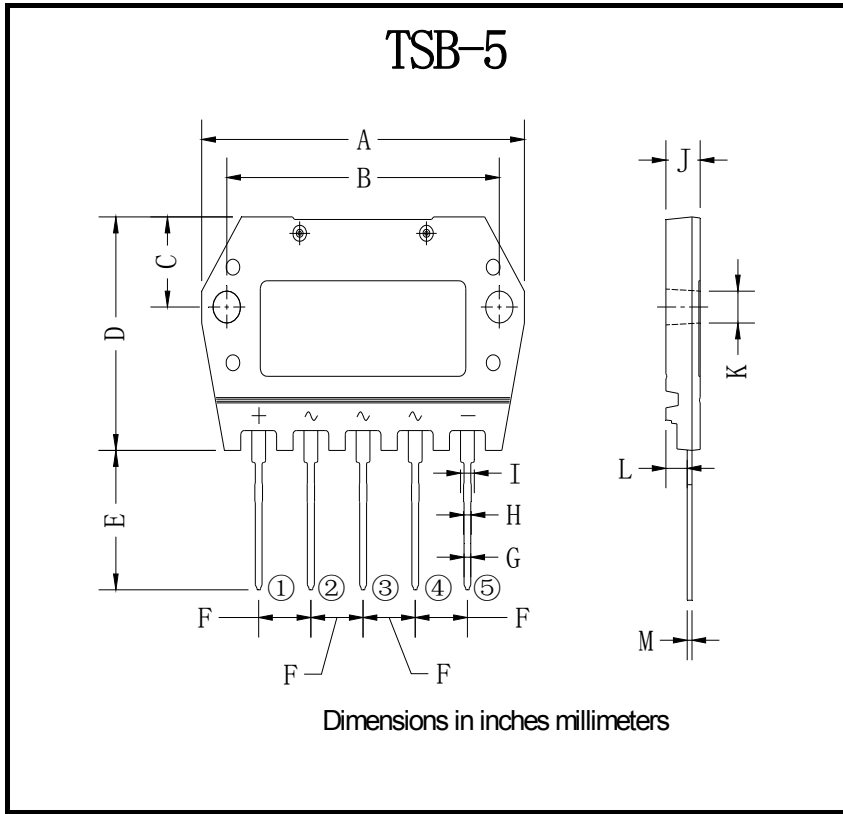
FIG4: Typical Reverse Characteristics





DF25NA80 THRU DF25NA160

■ Outline Dimensions



TSB-5		
Dim	Min	Max
A	46.6	47.6
B	39.5	40.1
C	11.0	11.6
D	28.8	29.8
E	17.2	17.8
F	7.52	7.72
G	0.90	1.10
H	1.00	1.20
I	1.90	2.10
J	4.70	5.30
K	4.00	4.50
L	3.00	3.20
M	0.60	0.80



DF25NA80 THRU DF25NA160

Disclaimer

The information presented in this document is for reference only. Yangzhou Yangjie Electronic Technology Co., Ltd. reserves the right to make changes without notice for the specification of the products displayed herein to improve reliability, function or design or otherwise.

The product listed herein is designed to be used with ordinary electronic equipment or devices, and not designed to be used with equipment or devices which require high level of reliability and the malfunction of which would directly endanger human life (such as medical instruments, transportation equipment, aerospace machinery, nuclear-reactor controllers, fuel controllers and other safety devices), Yangjie or anyone on its behalf, assumes no responsibility or liability for any damages resulting from such improper use of sale.

This publication supersedes & replaces all information previously supplied. For additional information, please visit our website [http:// www.21yangjie.com](http://www.21yangjie.com) , or consult your nearest Yangjie's sales office for further assistance.

X-ON Electronics

Largest Supplier of Electrical and Electronic Components

Click to view similar products for [Bridge Rectifiers](#) category:

Click to view products by [Yangjie](#) manufacturer:

Other Similar products are found below :

[G3SBA60-E351](#) [GBJ1504-BP](#) [GBU10B-BP](#) [GBU15J-BP](#) [GBU15K-BP](#) [GBU4A-BP](#) [GBU4D-BP](#) [GBU6B-E3/45](#) [GSIB680-E3/45](#) [DB101-BP](#) [DF10SA-E345](#) [RMB2S](#) [RCG](#) [APT30DF100HJ](#) [APT60DF20HJ](#) [B2S-E3/80](#) [BU1506-E351](#) [BU15085S-E345](#) [BU1508-E3/45](#) [BU1510-E3/45](#) [RS404GL-BP](#) [RS405GL-BP](#) [G3SBA20-E3/51](#) [G5SBA20-E3/51](#) [G5SBA60-E3/51](#) [GBJ1502-BP](#) [GBL02-E351](#) [GBL10-E3/45](#) [GBU10J-BP](#) [GBU4J-BP](#) [GBU4K-BP](#) [GBU8B-E3/45](#) [GBU8D-BP](#) [GBU8J-BP](#) [GSIB1520-E3/45](#) [MB1510](#) [MB352W](#) [MB6M-G](#) [B2M-E345](#) [B40C7000A](#) [B500C7000A](#) [MP5010W-BP](#) [MP501W-BP](#) [MP502-BP](#) [BR1005-BP](#) [BR101-BP](#) [BU1006-E345](#) [BU1010A-E3/51](#) [BU12065S-E3/45](#) [BU1508-E3/51](#) [BU2006-E3/45](#)