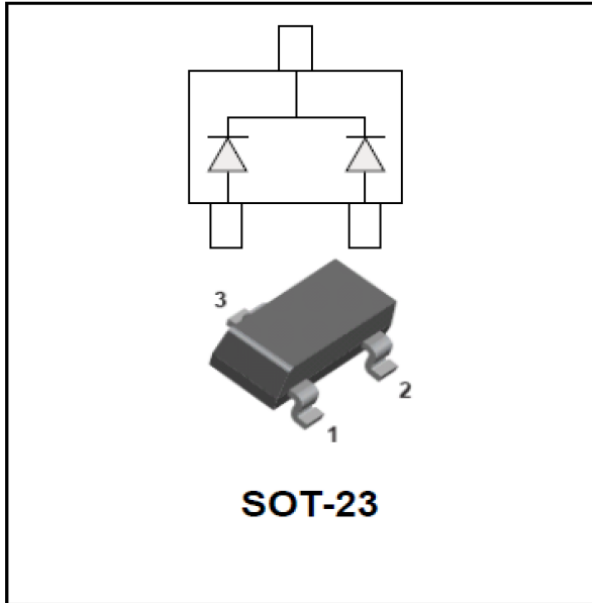


Zener Diode



Features

- High reliability
- Very sharp reverse characteristic
- Low reverse current level
- Zener Voltage 2.4V~47V

Mechanical Data

- **Package:** SOT-23
Molding compound meets UL 94 V-0 flammability rating, RoHS-compliant, halogen-free
- **Terminals:** Tin plated leads, solderable per J-STD-002 and JESD22-B102

■ Limiting Values (Absolute Maximum Rating, $T_a=25^{\circ}\text{C}$ Unless otherwise specified)

Characteristic	Symbol	Value	Units
Power Dissipation	PD	300	mW
Thermal Resistance from Junction to Ambient	R θ JA	417	$^{\circ}\text{C}/\text{W}$
Storage Temperature Range	TSTG	-55~+150	$^{\circ}\text{C}$
Operation Temperature	TJ	-55~+150	$^{\circ}\text{C}$

■ Ordering Information (Example)

PREFERRED P/N	PACKING CODE	UNIT WEIGHT(g)	MINIMUM PACKAGE(pcs)	INNER BOX QUANTITY(pcs)	OUTER CARTON QUANTITY(pcs)	DELIVERY MODE
DZ23C2V4-DZ23C47	F2	Approximate 0.009	3000	30000	120000	7" reel



DZ23C2V4 THRU DZ23C47

■Electrical Characteristics (T_a=25°C Unless otherwise specified)

Type Number	Marking Code	Nominal Zener Voltage			Maximum Zener Impedance				Maximum Reverse Leakage Current	
		V _Z (V)@ I _{ZT}			Z _{ZT} @I _{ZT}		Z _{Zk} @I _{Zk}		I _R @ V _R	
		Min.	Typ.	Max.	Ω	mA	Ω	mA	uA	V
DZ23C2V4	V0	2.28	2.4	2.52	100	5	600	1	100	1
DZ23C2V7	KV1	2.57	2.7	2.84	100	5	600	1	75	1
DZ23C3V0	KV2	2.85	3.0	3.15	95	5	600	1	50	1
DZ23C3V3	KV3	3.14	3.3	3.47	95	5	600	1	25	1
DZ23C3V6	KV4	3.42	3.6	3.78	95	5	600	1	15	1
DZ23C3V9	KV5	3.71	3.9	4.1	95	5	600	1	10	1
DZ23C4V3	KV6	4.09	4.3	4.52	95	5	600	1	5	1
DZ23C4V7	KV7	4.47	4.7	4.94	78	5	500	1	5	2
DZ23C5V1	KV8	4.85	5.1	5.36	60	5	480	1	0.1	0.8
DZ23C5V6	KV9	5.32	5.6	5.88	40	5	400	1	0.1	1
DZ23C6V2	KVA	5.89	6.2	6.51	10	5	150	1	0.1	2
DZ23C6V8	KVB	6.46	6.8	7.14	8	5	80	1	0.1	3
DZ23C7V5	KVC	7.13	7.5	7.88	7	5	80	1	0.1	5
DZ23C8V2	KVD	7.79	8.2	8.61	7	5	80	1	0.1	6
DZ23C9V1	KVE	8.65	9.1	9.56	10	5	100	1	0.1	7
DZ23C10	KVF	9.50	10	10.50	15	5	150	1	0.1	7.5
DZ23C11	KVG	10.45	11	11.55	20	5	150	1	0.1	8.5
DZ23C12	KVH	11.40	12	12.60	20	5	150	1	0.1	9
DZ23C13	KVI	12.35	13	13.65	25	5	170	1	0.1	10
DZ23C15	KVJ	14.25	15	15.75	30	5	200	1	0.1	11
DZ23C16	KVK	15.20	16	16.80	40	5	200	1	0.1	12
DZ23C18	KVL	17.10	18	18.90	50	5	225	1	0.1	14
DZ23C20	KVM	19.00	20	21.00	50	5	225	1	0.1	15
DZ23C22	KVN	20.90	22	23.10	55	5	250	1	0.1	17
DZ23C24	KVO	22.80	24	25.20	80	5	250	1	0.1	18
DZ23C27	KVP	25.65	27	28.35	80	5	300	1	0.1	20



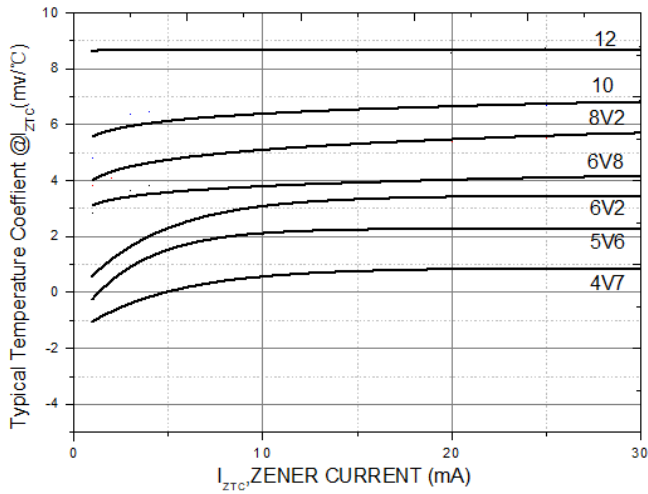
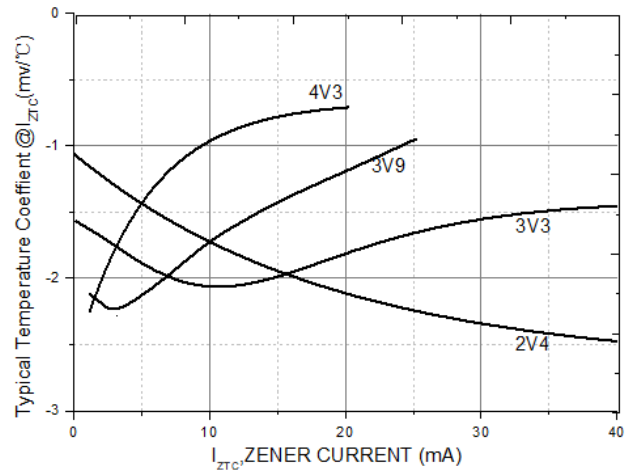
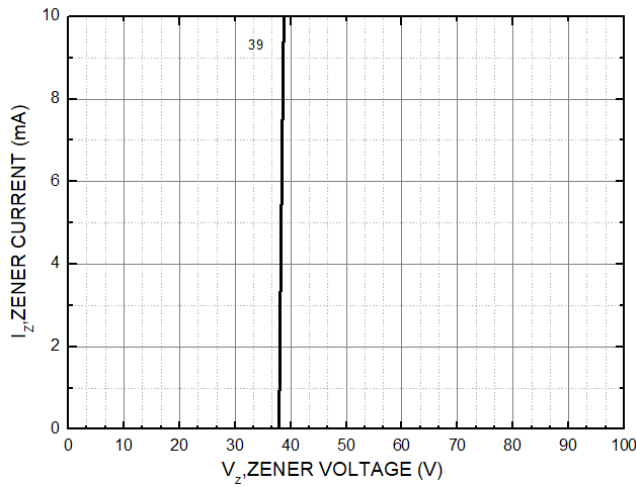
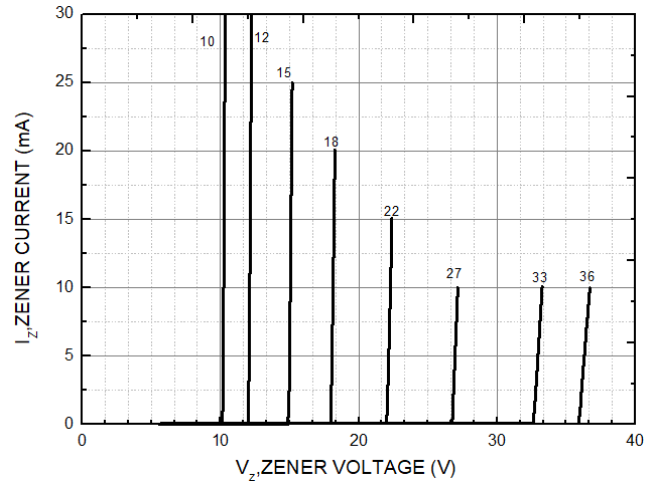
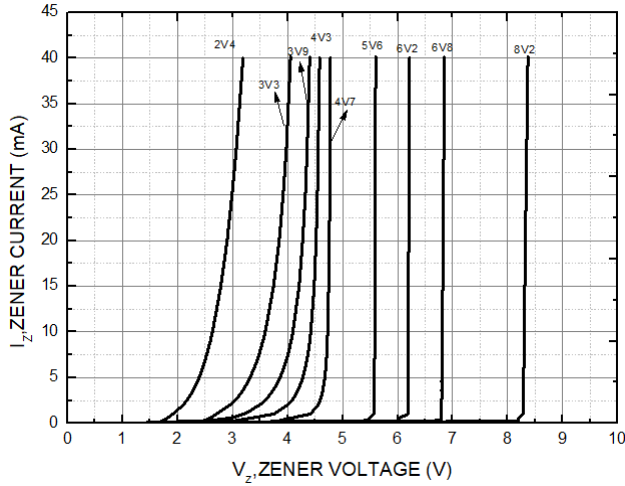
DZ23C2V4 THRU DZ23C47

DZ23C30	KVQ	28.50	30	31.50	80	5	300	1	0.1	22.5
DZ23C33	KVR	31.35	33	34.65	80	5	325	1	0.1	25
DZ23C36	KVS	34.20	36	37.80	90	5	350	1	0.1	27
DZ23C39	KVT	37.05	39	40.95	90	5	350	1	0.1	29
DZ23C43	KVU	40.85	43	45.15	100	5	700	1	0.1	32
DZ23C47	KVV	44.65	47	49.35	100	5	750	1	0.1	35



DZ23C2V4 THRU DZ23C47

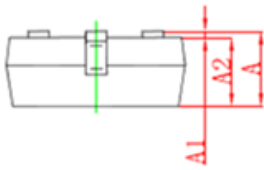
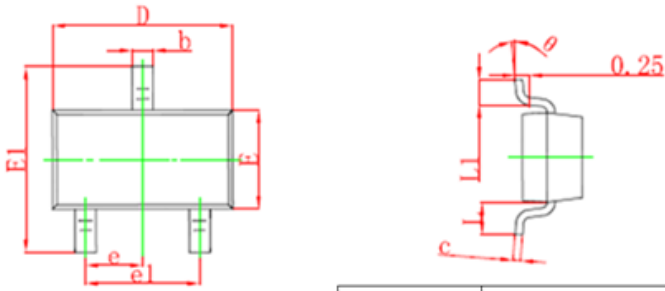
■ Characteristics(Typical)





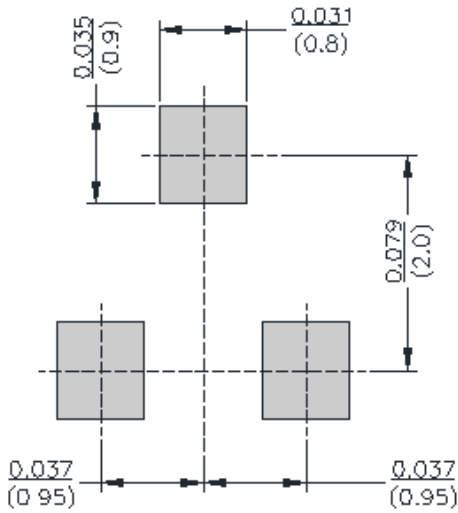
DZ23C2V4 THRU DZ23C47

■SOT-23 Package Outline Dimensions



Symbol	Dimensions In Millimeters		Dimensions In Inches	
	Min	Max	Min	Max
A	0.900	1.150	0.035	0.045
A1	0.000	0.100	0.000	0.004
A2	0.900	1.050	0.035	0.041
b	0.300	0.500	0.012	0.020
c	0.100	0.200	0.004	0.008
D	2.800	3.000	0.110	0.118
E	1.200	1.400	0.047	0.055
E1	2.250	2.550	0.089	0.100
e	0.950TYP		0.037TYP	
e1	1.800	2.000	0.071	0.079
L	0.550REF		0.022REF	
L1	0.300	0.500	0.012	0.020
θ	0°	8°	0°	8°

■SOT-23 Suggested Pad Layout





DZ23C2V4 THRU DZ23C47

Disclaimer

The information presented in this document is for reference only. Yangzhou Yangjie Electronic Technology Co., Ltd. reserves the right to make changes without notice for the specification of the products displayed herein to improve reliability, function or design or otherwise.

The product listed herein is designed to be used with ordinary electronic equipment or devices, and not designed to be used with equipment or devices which require high level of reliability and the malfunction of which would directly endanger human life (such as medical instruments, transportation equipment, aerospace machinery, nuclear-reactor controllers, fuel controllers and other safety devices), Yangjie or anyone on its behalf, assumes no responsibility or liability for any damages resulting from such improper use of sale.

This publication supersedes & replaces all information previously supplied. For additional information, please visit our website [http:// www.21yangjie.com](http://www.21yangjie.com) , or consult your nearest Yangjie's sales office for further assistance.

X-ON Electronics

Largest Supplier of Electrical and Electronic Components

Click to view similar products for [Zener Diodes](#) category:

Click to view products by [Yangjie](#) manufacturer:

Other Similar products are found below :

[RKZ13B2KG#P1](#) [DL5234B](#) [1N4682](#) [1N4693](#) [1N4732A](#) [1N4736A](#) [1N4750A](#) [1N4759ARL](#) [1N5241B](#) [1N5365B](#) [1N5369B](#) [1N747A](#)
[1N964B](#) [1N966B](#) [1N968B](#) [1N972B](#) [JANS1N4974US](#) [1N4692](#) [1N4702](#) [1N4704](#) [1N4711](#) [1N4714](#) [1N4745ARL](#) [1N4752ARL](#) [1N4760ARL](#)
[1N5221B](#) [1N5242BTR](#) [1N5350B](#) [1N5352B](#) [1N961BRR1](#) [1N964BRL](#) [RKZ5.1BKU#P6](#) [3SMAJ5946B-TP](#) [3SMAJ5950B-TP](#)
[MMSZ5230BQ-13-F](#) [MMSZ5232BQ-13-F](#) [BZX84C7V5](#) [3SMAJ5945B-TP](#) [3SMAJ5947B-TP](#) [3SMBJ5941B-TP](#) [DZ2S240M0L](#) [SMAZ27-](#)
[TP](#) [ZMM5224B-7](#) [RD16UM-T1-A](#) [RD39S-T1-A](#) [RD10S-T1-A](#) [CDZT2R5.6B](#) [1N4762A G](#) [Z1SMA18](#) [JANTX1N4553B](#)