


## Surface Mount Super Fast Recovery Rectifier

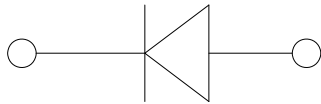


### Features

- Low profile package
- Ideal for automated placement
- Glass passivated chip junction
- High forward surge capability
- Super Fast reverse recovery time
- Meets MSL level 1, per J-STD-020, LF maximum peak of 260 °C

### Typical Applications

For use in high frequency rectification of power supplies, inverters, converters, and freewheeling diodes for consumer, and telecommunication.



### Mechanical Data

- **Package:** SMAF  
Molding compound meets UL 94 V-0 flammability rating, RoHS-compliant, halogen-free
- **Terminals:** Tin plated leads, solderable per J-STD-002 and JESD22-B102
- **Polarity:** Cathode line denotes the cathode end

### ■Maximum Ratings (T<sub>a</sub>=25°C Unless otherwise specified)

PARAMETER	SYMBOL	UNIT	E2AF	E2BF	E2CF	E2DF	E2FF	E2GF	E2HF	E2JF	E2KF
Device marking code			E2AF	E2BF	E2CF	E2DF	E2FF	E2GF	E2HF	E2JF	E2KF
Repetitive peak reverse voltage	V <sub>RRM</sub>	V	50	100	150	200	300	400	500	600	800
Average rectified output current @60Hz sine wave, resistance load, TL (Fig.1)	I <sub>O</sub>	A	2.0								
Surge(non-repetitive)forward current @60Hz half-sine wave,1 cycle, Ta=25°C	I <sub>FSM</sub>	A	50								
Storage temperature	T <sub>stg</sub>	°C	-55~+150								
Junction temperature	T <sub>j</sub>	°C	-55~+150								

### ■Electrical Characteristics (T<sub>a</sub>=25°C Unless otherwise specified)

PARAMETER	SYMBOL	UNIT	TEST CONDITIONS	E2AF	E2BF	E2CF	E2DF	E2FF	E2GF	E2HF	E2JF	E2KF
Maximum instantaneous forward voltage drop per diode	V <sub>F</sub>	V	I <sub>FM</sub> =2.0A	1.0				1.3	1.7	1.85		
Maximum reverse recovery time	T <sub>RR</sub>	ns	I <sub>F</sub> =0.5A, I <sub>R</sub> =1.0A, I <sub>rr</sub> =0.25A	35								
Maximum DC reverse current at rated DC blocking voltage per diode @ V <sub>RM</sub> =V <sub>RRM</sub>	I <sub>RRM</sub>	μA	T <sub>a</sub> =25°C	5.0								
			T <sub>a</sub> =125°C	100								



# E2AF THRU E2KF

## ■ Thermal Characteristics (T<sub>a</sub>=25°C Unless otherwise specified)

PARAMETER	SYMBOL	UNIT	E2AF	E2BF	E2CF	E2DF	E2FF	E2GF	E2HF	E2JF
Thermal resistance	R <sub>θJA</sub> <sup>(1)</sup>	°C/W	75							
	R <sub>θJL</sub> <sup>(1)</sup>		25							

Note:  
 (1) Thermal resistance from junction to ambient and from junction to lead mounted on P.C.B. with 0.2" x 0.2" (5.0 mm x 5.0 mm) copper pad areas

## ■ Characteristics (Typical)

FIG1: I<sub>o</sub>-TL Curve

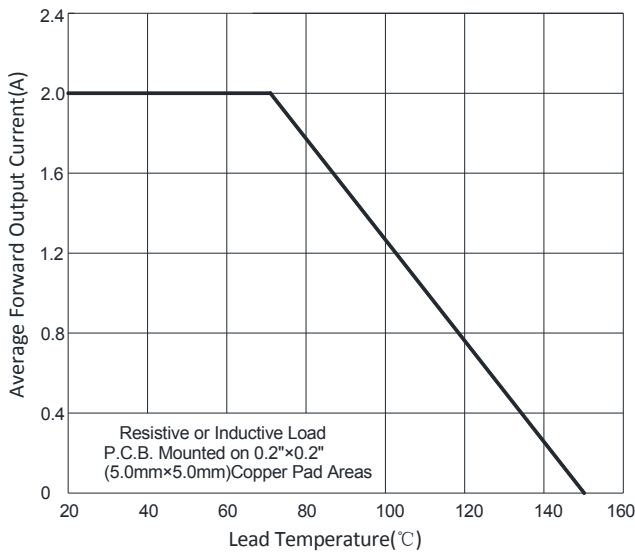


FIG2: Surge Forward Current Capability

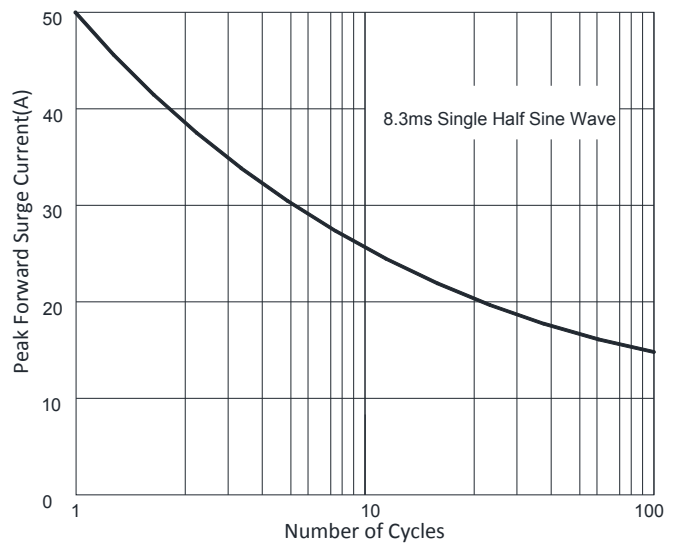


FIG3: Forward Voltage

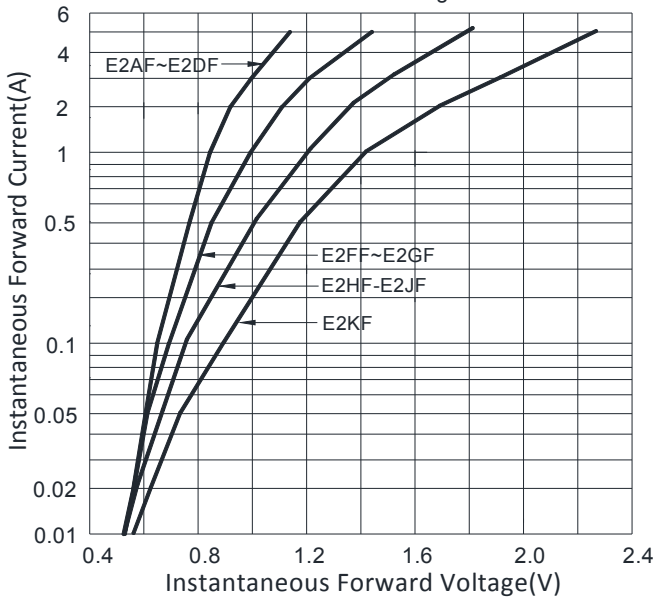


FIG4: Typical Reverse Characteristics

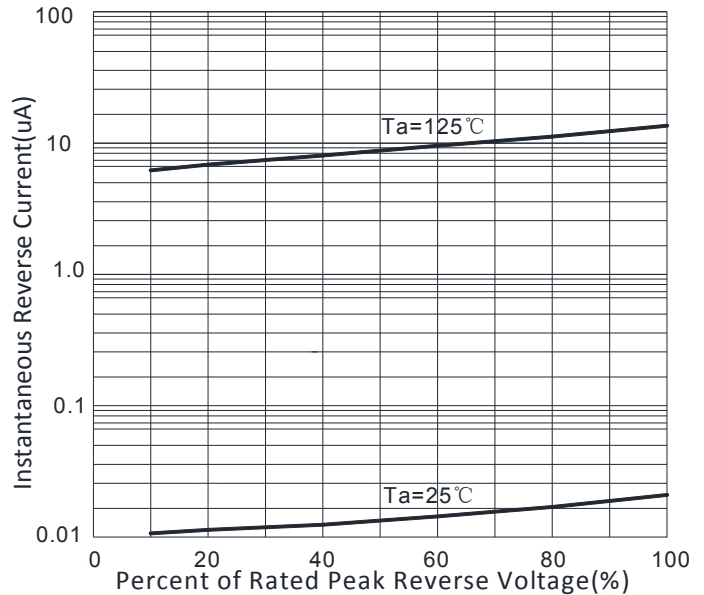
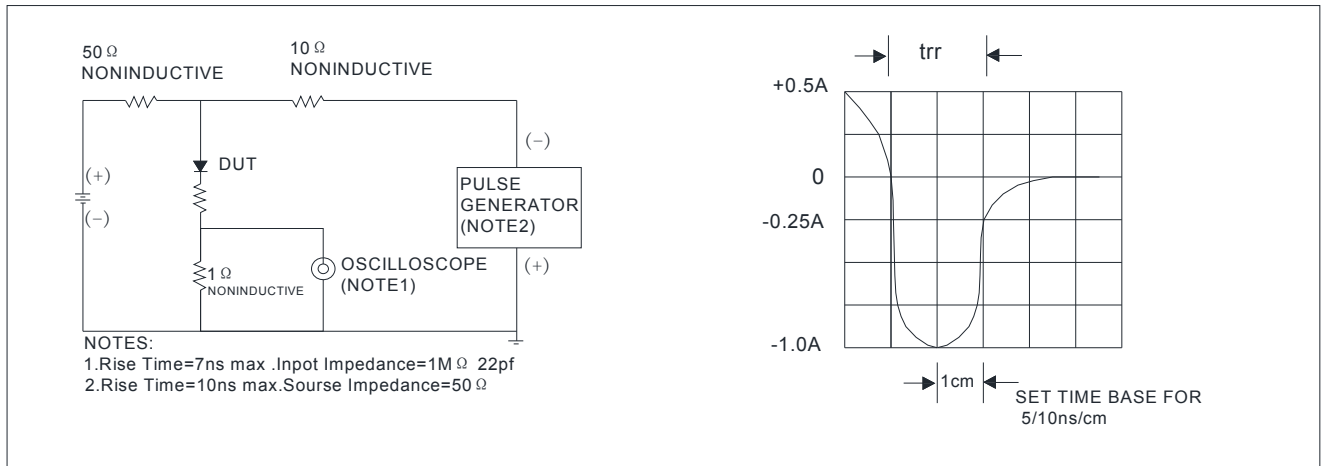


FIG.5: Diagram of circuit and Testing wave form of reverse recovery time



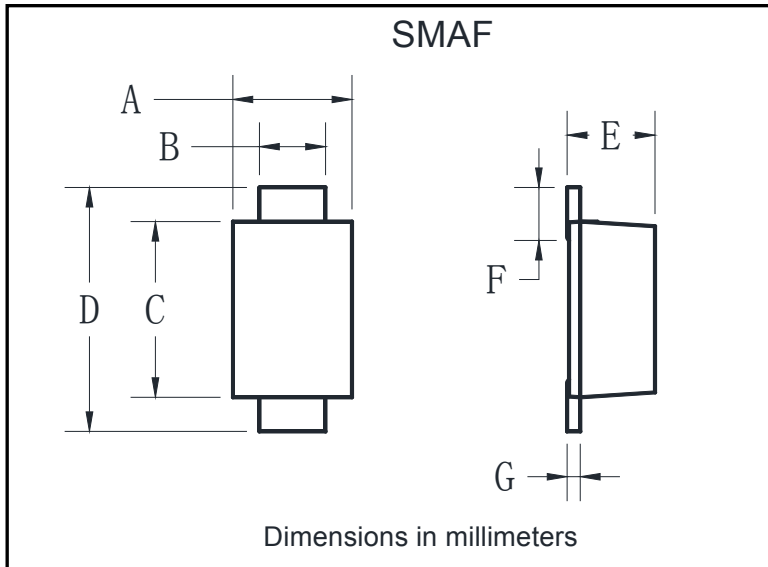
## Ordering Information (Example)

PREFERED P/N	PACKING CODE	UNIT WEIGHT(g)	MINIMUM PACKAGE(pcs)	INNER BOX QUANTITY(pcs)	OUTER CARTON QUANTITY(pcs)	DELIVERY MODE
E2AF-E2JF	F1	Approximate 0.034	3000	12000	96000	7" reel
E2AF-E2JF	F2	Approximate 0.034	10000	20000	160000	13" reel
E2AF-E2JF	F3	Approximate 0.034	10000	20000	120000	13" reel
E2AF-E2JF	F4	Approximate 0.034	7500	15000	120000	13" reel



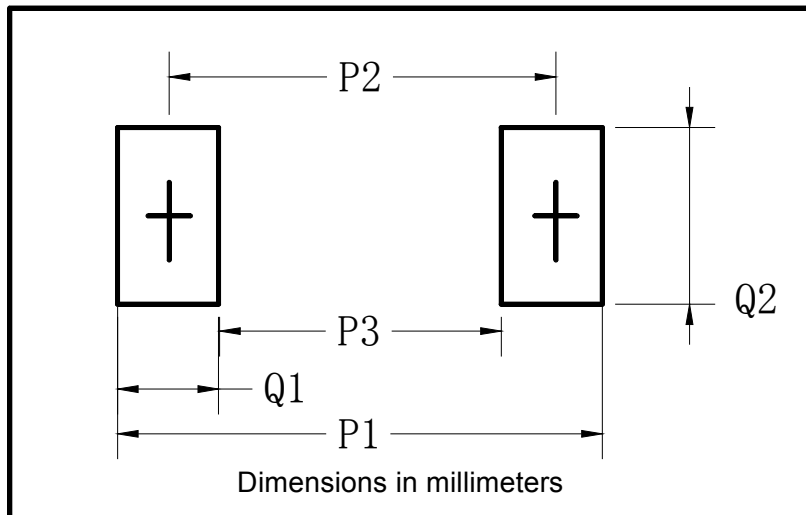
## E2AF THRU E2KF

### ■ Outline Dimensions



SMAF		
Dim	Min	Max
A	2.40	2.80
B	1.35	1.45
C	3.40	3.60
D	4.40	4.80
E	1.05	1.25
F	0.50	1.00
G	0.15	0.22

### ■ Suggested pad layout



SMAF	
Dim	Millimeters
P1	6.50
P2	4.00
P3	1.50
Q1	2.50
Q2	1.70



## E2AF THRU E2KF

---

### Disclaimer

The information presented in this document is for reference only. Yangzhou Yangjie Electronic Technology Co., Ltd. reserves the right to make changes without notice for the specification of the products displayed herein to improve reliability, function or design or otherwise.

The product listed herein is designed to be used with ordinary electronic equipment or devices, and not designed to be used with equipment or devices which require high level of reliability and the malfunction of which would directly endanger human life (such as medical instruments, transportation equipment, aerospace machinery, nuclear-reactor controllers, fuel controllers and other safety devices), Yangjie or anyone on its behalf, assumes no responsibility or liability for any damages resulting from such improper use of sale.

This publication supersedes & replaces all information previously supplied. For additional information, please visit our website [http:// www.21yangjie.com](http://www.21yangjie.com) , or consult your nearest Yangjie's sales office for further assistance.

## X-ON Electronics

Largest Supplier of Electrical and Electronic Components

*Click to view similar products for [Rectifiers](#) category:*

*Click to view products by [Yangjie](#) manufacturer:*

Other Similar products are found below :

[D91A](#) [DA24F4100L](#) [DD89N1600K-A](#) [DD89N16K-K](#) [RL252-TP](#) [DLA11C-TR-E](#) [DSA17G](#) [1N4005-TR](#) [BAV199-TP](#) [UFS120Je3/TR13](#)  
[JANS1N6640US](#) [VS-80-1293](#) [DD89N16K](#) [DD89N16K-A](#) [481235F](#) [DSP10G-TR-E](#) [RRE02VS6SGTR](#) [067907F](#) [MS306](#) [ND104N08K](#)  
[SPA2003-B-D-A01](#) [VS-80-6193](#) [VS-66-9903](#) [VGF0136AB](#) [US2JFL-TP](#) [UFS105Je3/TR13](#) [A1N5404G-G](#) [ACGRA4007-HF](#) [ACGRB207-HF](#)  
[RF301B2STL](#) [RF501B2STL](#) [UES1306](#) [UES1302](#) [BAV199E6433HTMA1](#) [ACGRC307-HF](#) [ACEFC304-HF](#) [JANTXV1N5660A](#) [UES1106](#)  
[GS2K-LTP](#) [D126A45C](#) [D251N08B](#) [SCHJ22.5K](#) [SM100](#) [SCPA2](#) [SCH10000](#) [SDHD5K](#) [STTH20P035FP](#) [VS-8EWS12S-M3](#) [VS-](#)  
[12FL100S10](#) [ACGRA4001-HF](#)