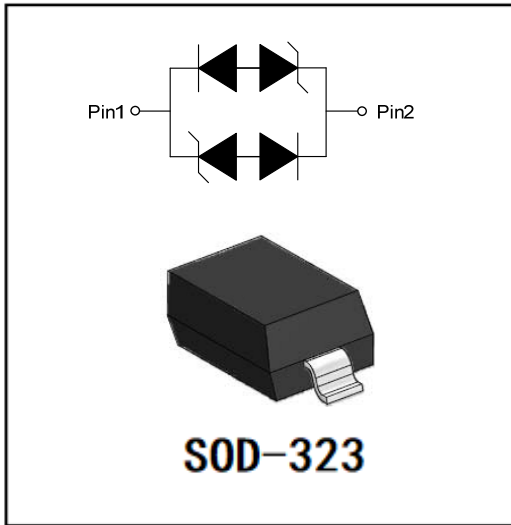


## 1- Line, Bi-directional, Ultra-low Capacitance Transient Voltage Suppressor



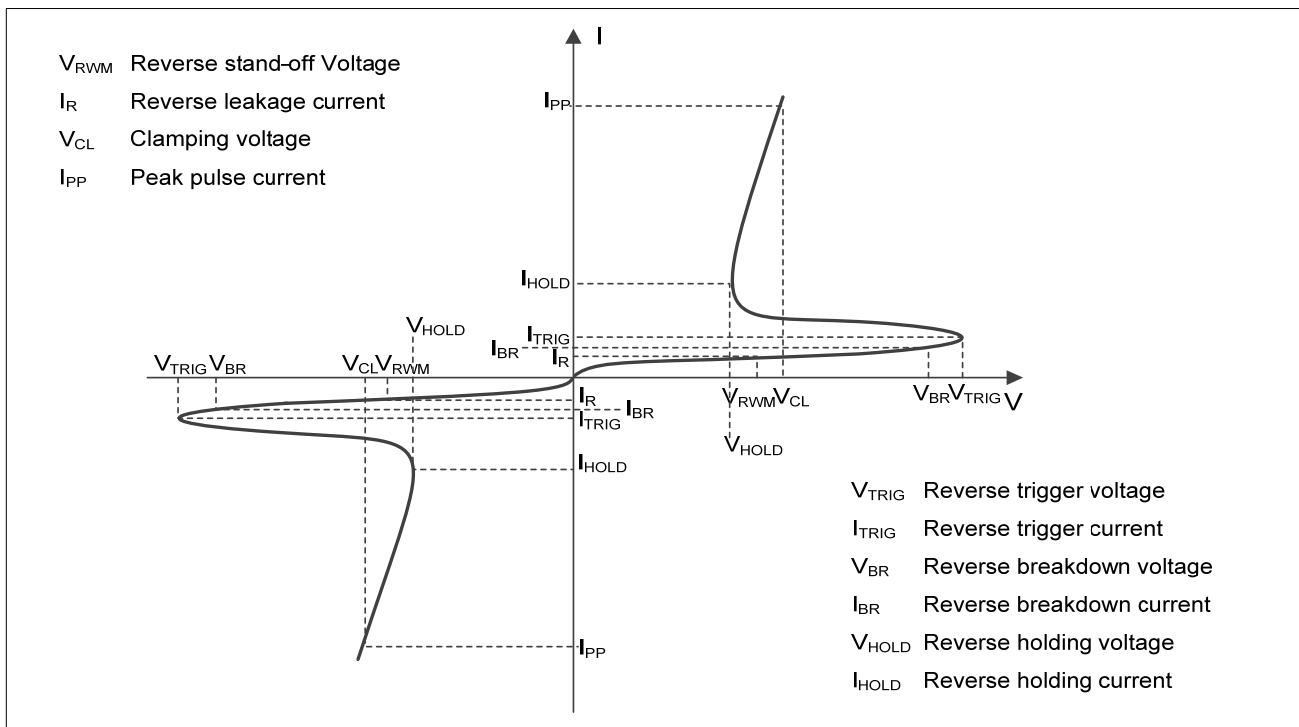
### Features

- Stand-off voltage: 5V Max
- Transient protection for each line according to IEC61000-4-2(ESD):  $\pm 30\text{kV}$  (contact)  
IEC61000-4-4 (EFT): 40A (5/50ns)  
IEC61000-4-5(surge): 15A (8/20 $\mu\text{s}$ )
- Ultra-low capacitance:  $C_J = 1.6\text{pF}$  typ.
- Low leakage current:  $I_R < 1\text{nA}$  typ.
- Low clamping voltage:  $V_{CL} = 12.0\text{V}$  typ. @  $I_{PP} = 16\text{A}$  (TLP)
- Solid-state silicon technology

### Mechanical Data

- **Package:** SOD323
- **Terminals:** Tin plated leads, solderable per J-STD-002 and JESD22-B102
- **Polarity:** Cathode line denotes the cathode end
- **Marking:** 5SD

### ■ Definitions of electrical characteristics





# ESDSL3V3D3B

## Maximum Ratings

PARAMETER	SYMBOL	LIMITS	UNIT
Peak pulse power ( $t_p = 8/20\mu s$ )	$P_{pk}$	210	W
Peak pulse current ( $t_p = 8/20\mu s$ )	$I_{PP}$	15	A
ESD according to IEC61000-4-2 air discharge	$V_{ESD}$	$\pm 30$	KV
ESD according to IEC61000-4-2 contact discharge		$\pm 30$	
Junction temperature	$T_J$	125	$^{\circ}C$
Operating temperature	$T_{OP}$	-40~85	$^{\circ}C$
Storage temperature	$T_{STG}$	-55~150	$^{\circ}C$

## Electrical Characteristics ( $T_a=25^{\circ}C$ Unless otherwise specified)

PARAMETER	Symbol	UNIT	Conditions	Min	Typ	Max
Reverse maximum working voltage	$V_{RWM}$	V				$\pm 3.3$
Reverse leakage current	$I_R$	nA	$V_{RWM} = 3.3V$		<1	50
Reverse breakdown voltage	$V_{(BR)}$	V	$I_{BR} = 1mA$	6	8	
Reverse holding voltage	$V_{HOLD}$	V	$I_{HOLD} = 50mA$	5	7	
Clamping voltage <sup>1)</sup>	$V_{CL}$	V	$I_{PP} = 16A, t_p = 100ns$		10.0	
Dynamic resistance <sup>1)</sup>	$R_{DYN}$	$\Omega$			0.3	
Clamping voltage <sup>2)</sup>	$V_{CL}$	V	$V_{ESD} = 8kV$		10.0	
Clamping voltage <sup>3)</sup>	$V_{CL}$	V	$I_{PP} = 1A, t_p = 8/20\mu s$		8	10
		V	$I_{PP} = 15A, t_p = 8/20\mu s$		12	14
Junction capacitance	$C_J$	pF	$V_R = 0V, f = 1MHz$		1.6	2

Notes:

- 1) TLP parameter:  $Z_0 = 50\Omega, t_p = 100ns, t_r = 2ns$ , averaging window from 60ns to 80ns.  $R_{DYN}$  is calculated from 4A to 16A.
- 2) Contact discharge mode, according to IEC61000-4-2.
- 3) Non-repetitive current pulse, according to IEC61000-4-5.

## Ordering Information (Example)

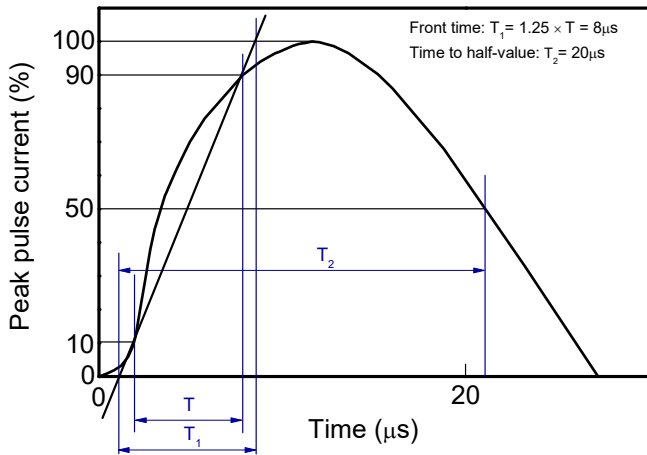
PREFERRED P/N	UNIT WEIGHT(g)	MINIMUM PACKAGE(pcs)	INNER BOX QUANTITY(pcs)	OUTER CARTON QUANTITY(pcs)	DELIVERY MODE
ESDSL3V3D3B	Approximate 0.004	3000	30000	120000	7 reel



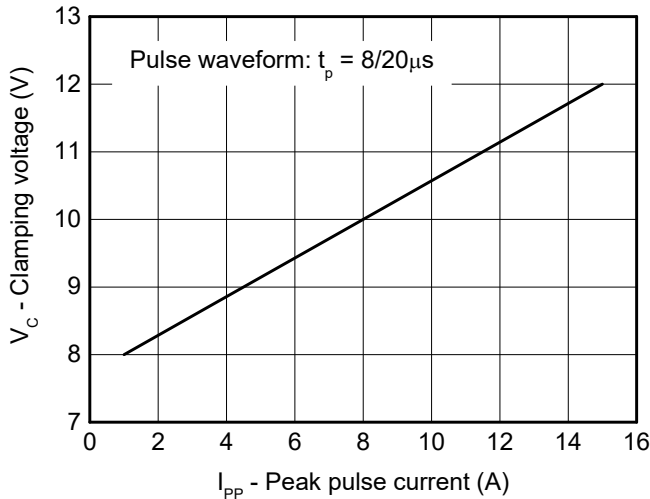
# ESDSL3V3D3B

## ■ Characteristics (Typical)

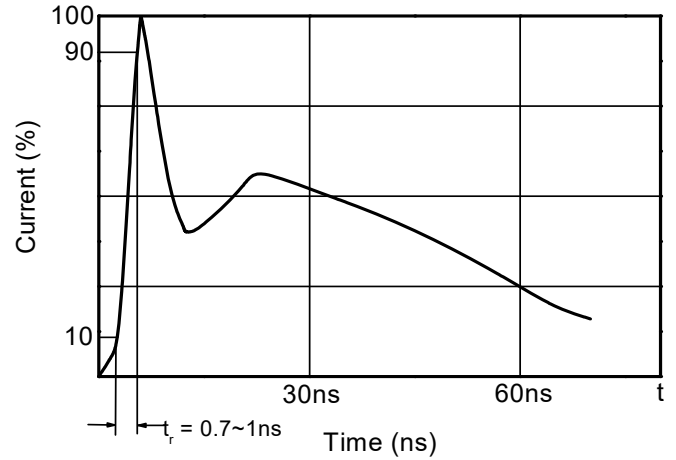
8/20 $\mu$ s waveform per IEC61000-4-5



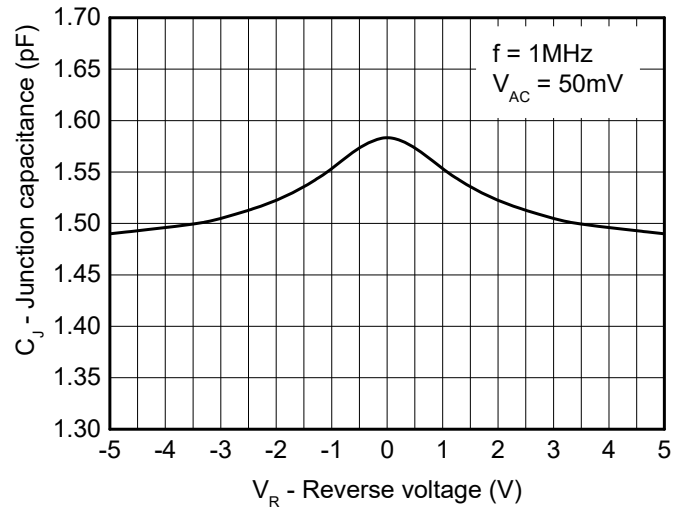
Clamping voltage vs. Peak pulse current



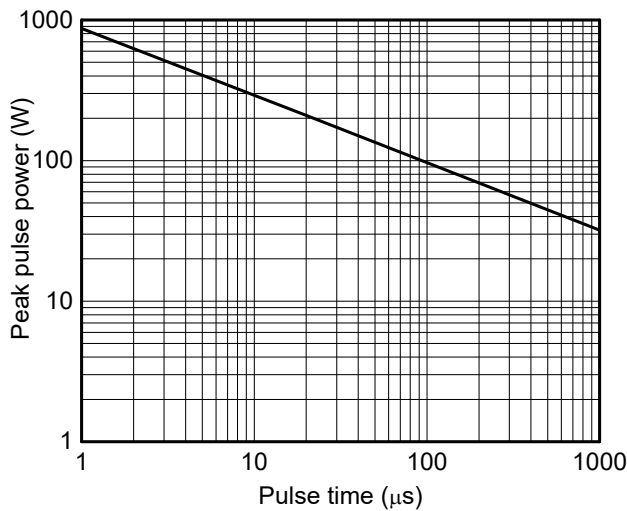
Contact discharge current waveform per IEC61000-4-2



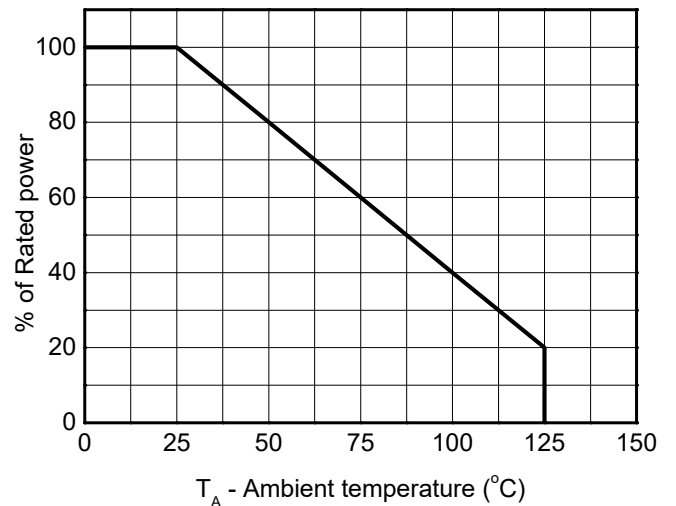
Capacitance vs. Reverse voltage



Non-repetitive peak pulse power vs. Pulse time



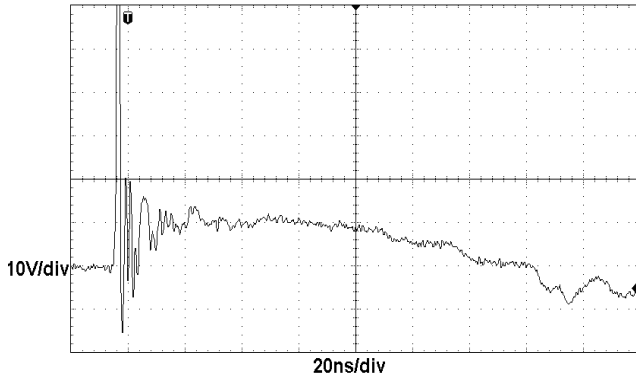
Power derating vs. Ambient temperature



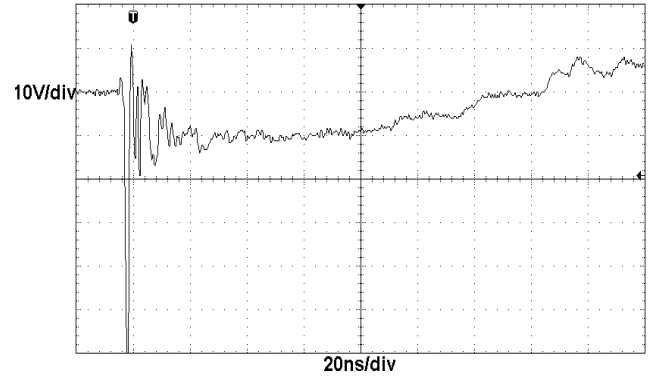


# ESDSL3V3D3B

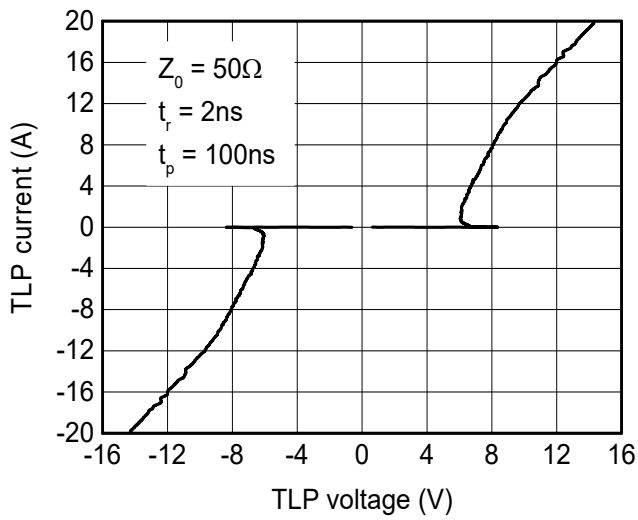
**ESD clamping**  
(+8kV contact discharge per IEC61000-4-2)



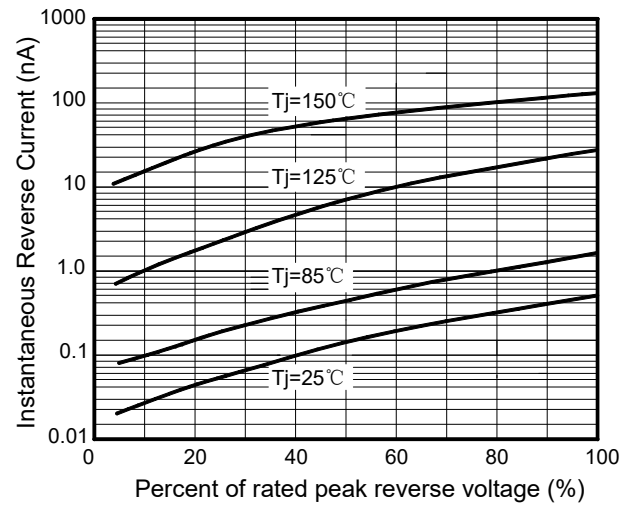
**ESD clamping**  
(-8kV contact discharge per IEC61000-4-2)



**TLP Measurement**



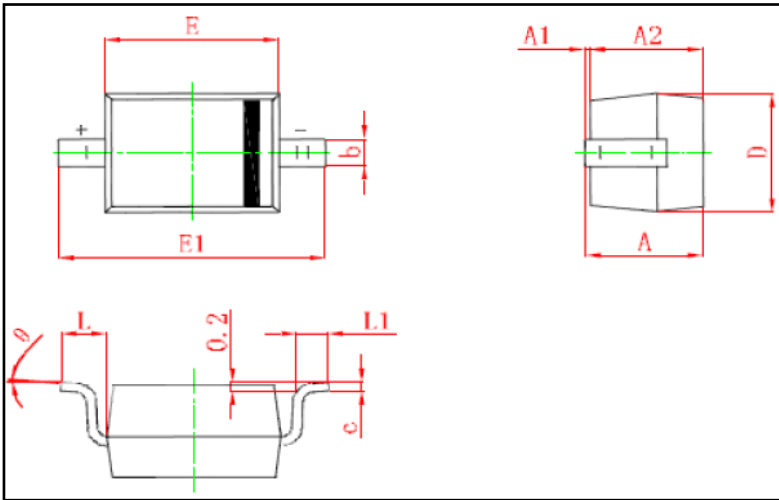
**Typical reverse Characteristics**





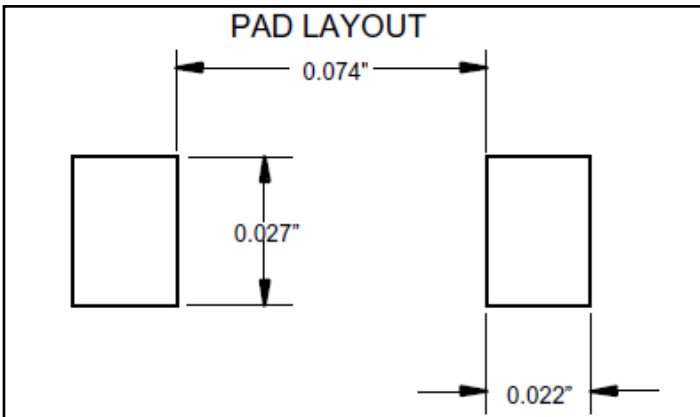
# ESDSL3V3D3B

## ■ Outline Dimensions



Symbol	Min. (mm)	Max. (mm)
A		1.000
A1	0.000	0.100
A2	0.800	0.900
b	0.250	0.400
c	0.080	0.150
D	1.200	1.400
E	1.600	1.800
E1	2.500	2.700
L	0.475REF	
L1	0.250	0.400
$\theta$	0°	8°

## ■ Soldering Footprint



Unit: inches



## ESDSL3V3D3B

---

### Disclaimer

The information presented in this document is for reference only. Yangzhou Yangjie Electronic Technology Co., Ltd. reserves the right to make changes without notice for the specification of the products displayed herein to improve reliability, function or design or otherwise.

The product listed herein is designed to be used with ordinary electronic equipment or devices, and not designed to be used with equipment or devices which require high level of reliability and the malfunction of which would directly endanger human life (such as medical instruments, transportation equipment, aerospace machinery, nuclear-reactor controllers, fuel controllers and other safety devices), Yangjie or anyone on its behalf, assumes no responsibility or liability for any damages resulting from such improper use of sale.

This publication supersedes & replaces all information previously supplied. For additional information, please visit our website [http:// www.21yangjie.com](http://www.21yangjie.com) , or consult your nearest Yangjie's sales office for further assistance.

## X-ON Electronics

Largest Supplier of Electrical and Electronic Components

*Click to view similar products for [ESD Suppressors / TVS Diodes](#) category:*

*Click to view products by [Yangjie](#) manufacturer:*

Other Similar products are found below :

[60KS200C](#) [D18V0L1B2LP-7B](#) [D5V0F4U5P5-7](#) [NTE4902](#) [P4KE27CA](#) [P6KE11CA](#) [P6KE39CA-TP](#) [P6KE8.2A](#) [JANTX1N6053A](#)  
[SA110CA](#) [SA60CA](#) [SA64CA](#) [SMBJ12CATR](#) [SMBJ33CATR](#) [SMBJ8.0A](#) [ESD101-B1-02ELS E6327](#) [ESD105-B1-02EL E6327](#) [ESD112-B1-02EL E6327](#) [ESD119B1W01005E6327XTSA1](#) [ESD5V0L1B02VH6327XTSA1](#) [ESD7451N2T5G](#) [19180-510](#) [CPDT-5V0USP-HF](#)  
[3.0SMCJ33CA-F](#) [3.0SMCJ36A-F](#) [HSPC16701B02TP](#) [JANTX1N6126A](#) [JANTX1N6462](#) [JANTX1N6465](#) [USB50805e3/TR7](#)  
[D3V3Q1B2DLP3-7](#) [D55V0M1B2WS-7](#) [DRTR5V0U4SL-7](#) [SCM1293A-04SO](#) [ESD200-B1-CSP0201 E6327](#) [SM12-7](#) [SM1605E3/TR13](#)  
[SMLJ45CA-TP](#) [CEN955 W/DATA](#) [82350120560](#) [VESD12A1A-HD1-GS08](#) [CPDUR5V0R-HF](#) [CPDQC5V0U-HF](#) [CPDQC5V0USP-HF](#)  
[CPDQC5V0-HF](#) [D1213A-01LP4-7B](#) [ESD101-B1-02EL E6327](#) [824500181](#) [MMAD1108/TR13](#) [5KP100A](#)