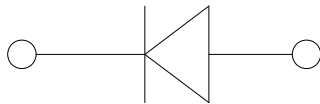



Surface Mount Fast Recovery Rectifier



Features

- Low profile package
- Ideal for automated placement
- Glass passivated chip junction
- Fast switching for fast recovery
- High forward surge capability
- Meets MSL level 1, per J-STD-020, LF maximum peak of 260 °C

Typical Applications

For use in fast switching rectification of power supply, inverters, converters, and freewheeling diodes for consumer, and telecommunication.

Mechanical Date

- **Package:** SOD-123FL
Molding compound meets UL 94 V-0 flammability rating, RoHS-compliant, halogen-free
- **Terminals:** Tin plated leads, solderable per J-STD-002 and JESD22-B102
- **Polarity:** Cathode line denotes the cathode end

■Maximum Ratings (Ta=25°C Unless otherwise specified)

PARAMETER	SYMBOL	UNIT	F1A	F1B	F1D	F1G	F1J	F1K	F1M
Device marking code			F1A	F1B	F1D	F1G	F1J	F1K	F1M
Repetitive peak reverse voltage	VRRM	V	50	100	200	400	600	800	1000
Average rectified output current @60Hz sine wave, Resistance load, TL (FIG.1)	IO	A	1.0						
Surge(non-repetitive)forward current @ 60Hz half-sine wave,1 cycle, Tj=25°C	IFSM	A	30						
Storage temperature	Tstg	°C	-55 ~+150						
Junction temperature	Tj	°C	-55 ~+150						

■Electrical Characteristics (Ta=25°C Unless otherwise specified)

PARAMETER	SYMBOL	UNIT	TEST CONDITIONS	F1A	F1B	F1D	F1G	F1J	F1K	F1M
Maximum instantaneous forward voltage drop per diode	VF	V	IFM=1.0A	1.3						
Maximum reverse recovery time	t _{rr}	ns	IF=0.5A,IR=1.0A, IRR=0.25A	150			250		500	
Maximum DC reverse current at rated DC blocking voltage per diode	I _{RRM}	μA	Ta=25°C	5						
			Ta=125°C	100						



F1A THRU F1M

■ Thermal Characteristics (T_a=25°C Unless otherwise specified)

PARAMETER	SYMBOL	UNIT	F1A	F1B	F1D	F1G	F1J	F1K	F1M
Typical Thermal resistance	R _θ J-A	°C/W	68 ⁽¹⁾						
	R _θ J-L		20 ⁽¹⁾						

Note:
 (1) Thermal resistance between junction and ambient and between junction and lead mounted on P.C.B with 3mm*3mm copper pad areas.

■ Characteristics (Typical)

FIG.1: I_o-T_L Curve

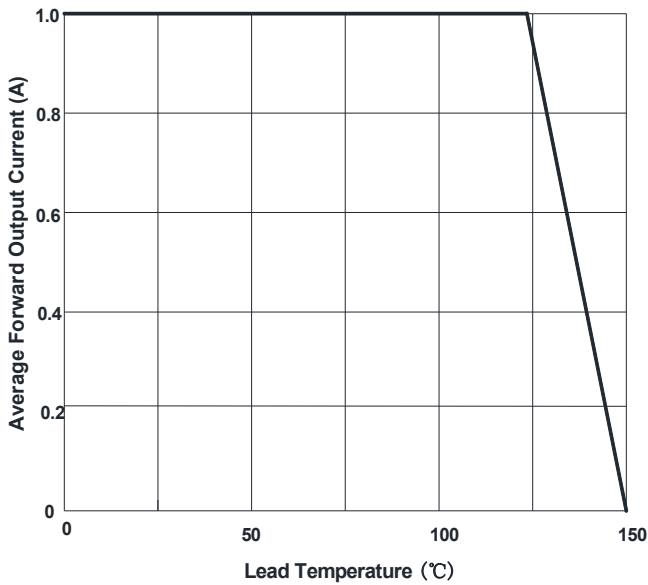


FIG.2: Forward Surge Current Capability

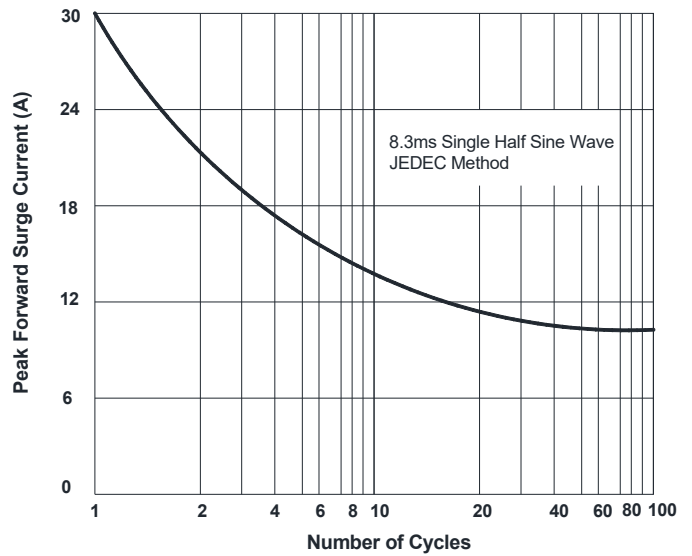


FIG.3: Typical Forward Voltage

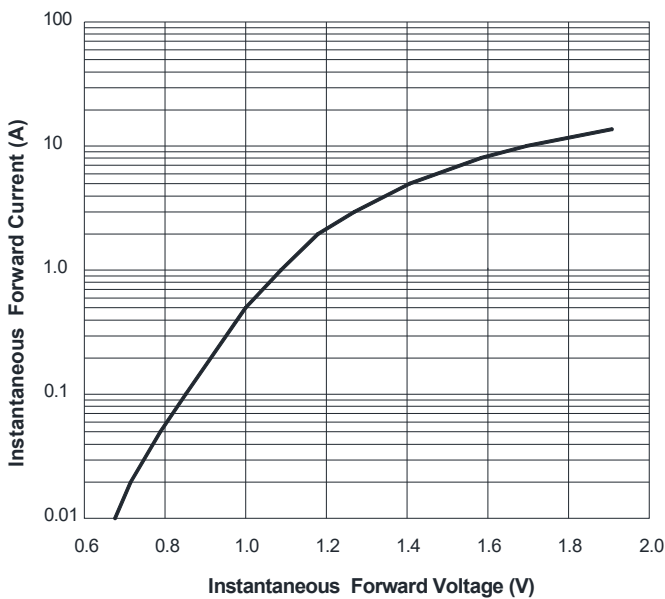
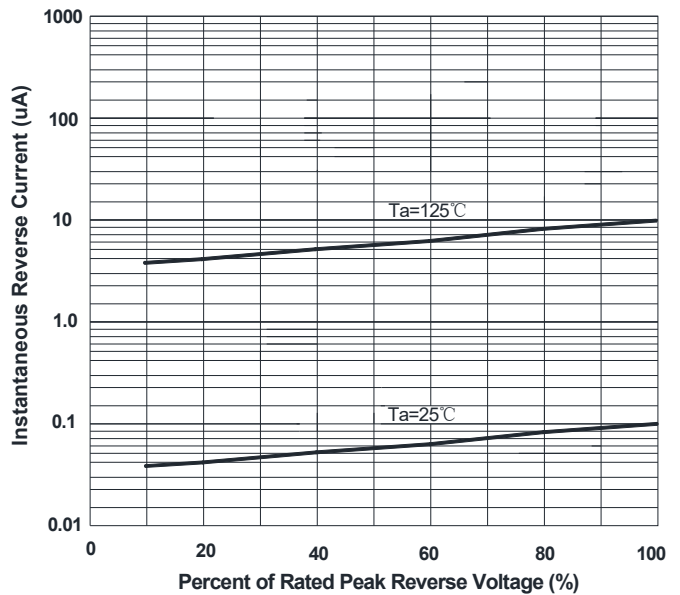


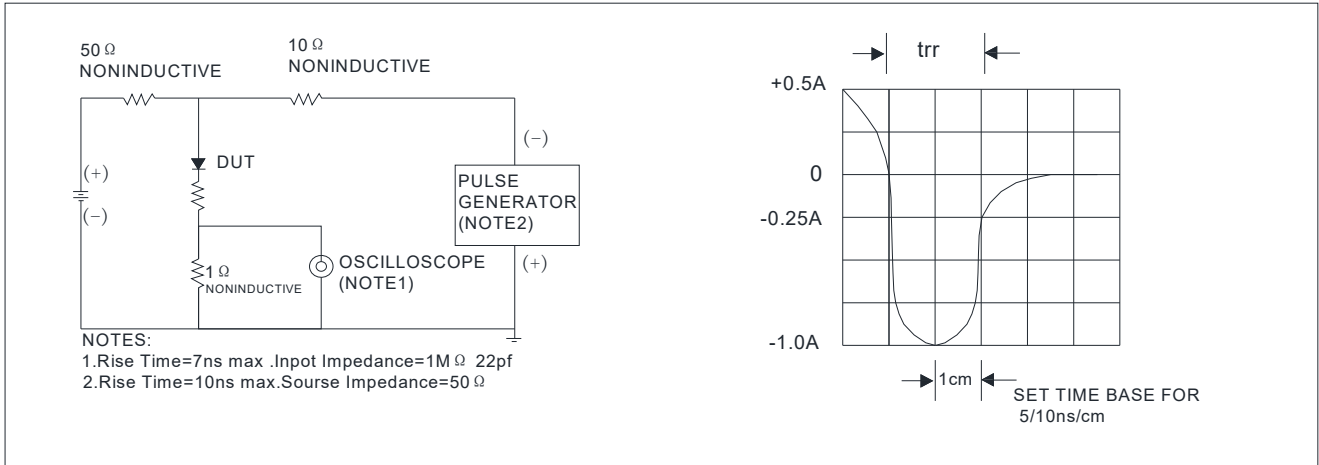
FIG.4: Typical Reverse Characteristics





F1A THRU F1M

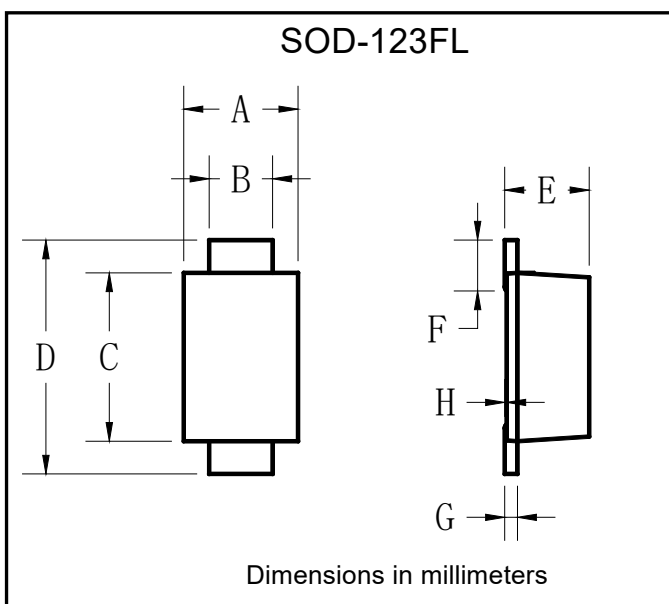
FIG.5: Diagram of circuit and Testing wave form of reverse recovery time



Ordering Information (Example)

PREFERRED P/N	PACKING CODE	UNIT WEIGHT(g)	MINIMUM PACKAGE(pcs)	INNER BOX QUANTITY(pcs)	OUTER CARTON QUANTITY(pcs)	DELIVERY MODE
F1A THRU F1M	F1	Approximate 0.0169	3000	15000	120000	7" reel
F1A THRU F1M	F2	Approximate 0.0169	2500	12500	100000	7" reel
F1A THRU F1M	F3	Approximate 0.0169	10000	30000	210000	13" reel
F1A THRU F1M	F4	Approximate 0.0169	3000	27000	108000	7" reel
F1A THRU F1M	F5	Approximate 0.0169	10000	20000	160000	13" reel
F1A THRU F1M	F6	Approximate 0.0169	3000	12000	60000	7" reel

Outline Dimensions

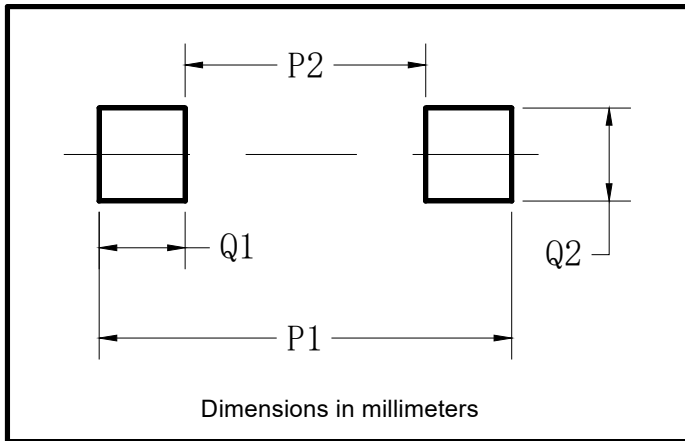


SOD-123FL		
Dim	Min	Max
A	1.60	1.90
B	0.90	1.10
C	2.55	2.85
D	3.60	3.90
E	1.00	1.20
F	0.40	0.90
G	0.10	0.25
H	0.02	0.05



F1A THRU F1M

■ Suggested pad layout



SOD-123FL	
Dim	Millimeters
P1	3.90
P2	1.90
Q1	1.00
Q2	1.50



F1A THRU F1M

Disclaimer

The information presented in this document is for reference only. Yangzhou Yangjie Electronic Technology Co., Ltd. reserves the right to make changes without notice for the specification of the products displayed herein to improve reliability, function or design or otherwise.

The product listed herein is designed to be used with ordinary electronic equipment or devices, and not designed to be used with equipment or devices which require high level of reliability and the malfunction of which would directly endanger human life (such as medical instruments, transportation equipment, aerospace machinery, nuclear-reactor controllers, fuel controllers and other safety devices), Yangjie or anyone on its behalf, assumes no responsibility or liability for any damages resulting from such improper use of sale.

This publication supersedes & replaces all information previously supplied. For additional information, please visit our website [http:// www.21yangjie.com](http://www.21yangjie.com) , or consult your nearest Yangjie's sales office for further assistance.

X-ON Electronics

Largest Supplier of Electrical and Electronic Components

Click to view similar products for [Rectifiers](#) category:

Click to view products by [Yangjie](#) manufacturer:

Other Similar products are found below :

[D91A](#) [DA24F4100L](#) [DD89N1600K-A](#) [DD89N16K-K](#) [RL252-TP](#) [DLA11C-TR-E](#) [DSA17G](#) [1N4005-TR](#) [BAV199-TP](#) [UFS120Je3/TR13](#)
[JANS1N6640US](#) [VS-80-1293](#) [DD89N16K](#) [DD89N16K-A](#) [481235F](#) [DSP10G-TR-E](#) [RRE02VS6SGTR](#) [067907F](#) [MS306](#) [ND104N08K](#)
[SPA2003-B-D-A01](#) [VS-80-6193](#) [VS-66-9903](#) [VGF0136AB](#) [US2JFL-TP](#) [UFS105Je3/TR13](#) [A1N5404G-G](#) [ACGRA4007-HF](#) [ACGRB207-HF](#)
[RF301B2STL](#) [RF501B2STL](#) [UES1306](#) [UES1302](#) [BAV199E6433HTMA1](#) [ACGRC307-HF](#) [ACEFC304-HF](#) [JANTXV1N5660A](#) [UES1106](#)
[GS2K-LTP](#) [D126A45C](#) [D251N08B](#) [SCHJ22.5K](#) [SM100](#) [SCPA2](#) [SCH10000](#) [SDHD5K](#) [STTH20P035FP](#) [VS-8EWS12S-M3](#) [VS-](#)
[12FL100S10](#) [ACGRA4001-HF](#)