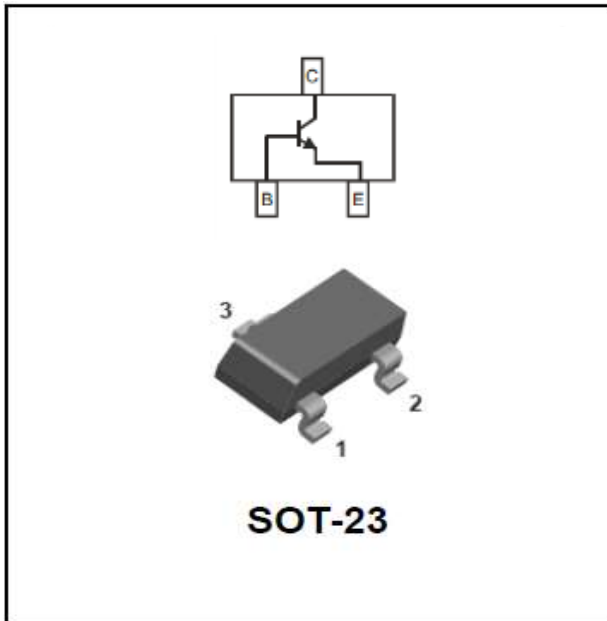


NPN General Purpose Amplifier



Features

- Epoxy meets UL-94 V-0 flammability rating
- Moisure Sensitivity Level 1
- Marking:1AM

■Off Characteristics

Item	Symbol	Unit	Conditions	Value
Collector-Emitter Voltage*	V_{CEO}	V	$I_C=1.0\text{mA}$, $I_B=0$	40
Collector-Base Voltage	V_{CBO}	V	$I_C=10\mu\text{A}$, $I_E=0$	60
Emitter-Base Voltage	V_{EBO}	V	$I_E=10\mu\text{A}$, $I_C=0$	6.0
Collector Current	I_C	mA		200
Collector Cutoff Current	I_{CBO}	nA	$V_{CB}=60\text{Vdc}$	50
Collector Cutoff Current	I_{CEX}	nA	$V_{CE}=30\text{Vdc}$	50
Power Dissipation	P_D	mW		350
Thermal Resistance Junction to Case	R_{thJC}	$^{\circ}\text{C/W}$		185
Thermal Resistance Junction to Ambient	R_{thJA}	$^{\circ}\text{C/W}$		357
Operation Junction Temperature	T_J	$^{\circ}\text{C}$		-55 to +150
Storage Temperature	T_{STG}	$^{\circ}\text{C}$		-55 to +150

* Pulse Width $\leq 300\mu\text{s}$, Duty Cycle $\leq 2.0\%$



MMBT3904

■ On Characteristics

Item	Symbol	Unit	Conditions	Min	Max
DC Current Gain	h_{FE}		$I_C=0.1\text{mA}$ dc, $V_{CE}=1.0\text{V}$ dc	40	
			$I_C=1.0\text{mA}$ dc, $V_{CE}=1.0\text{V}$ dc	70	
			$I_C=10\text{mA}$ dc, $V_{CE}=1.0\text{V}$ dc	100	300
			$I_C=50\text{mA}$ dc, $V_{CE}=1.0\text{V}$ dc	60	
			$I_C=100\text{mA}$ dc, $V_{CE}=1.0\text{V}$ dc	30	
Collector-Emitter Saturation Voltage	$V_{CE(sat)}$	Vdc	$I_C=10\text{mA}$ dc, $I_B=1.0\text{mA}$ dc		0.2
			$I_C=50\text{mA}$ dc, $I_B=5.0\text{mA}$ dc		0.3
Base-Emitter Saturation Voltage	$V_{BE(sat)}$	Vdc	$I_C=10\text{mA}$ dc, $I_B=1.0\text{mA}$ dc	0.65	0.85
			$I_C=50\text{mA}$ dc, $I_B=5.0\text{mA}$ dc		0.95

■ Small-signal Characteristics

Item	Symbol	Unit	Conditions	Min	Max
Output Capacitance	C_{ob}	pF	$V_{CB}=5.0\text{V}$ dc, $f=1.0\text{MHz}$, $I_E=0$		4
Input Capacitance	C_{ib}	pF	$V_{EB}=0.5\text{V}$ dc, $f=1.0\text{MHz}$, $I_C=0$		8
Current Gain-Bandwidth Product	f_T	MHz	$I_C=10\text{mA}$ dc, $V_{CE}=20\text{V}$ dc, $f=100\text{MHz}$	300	
Noise Figure	NF	dB	$V_{CE}=5.0\text{V}$, $f=10\text{Hz}$ to 15.7kHz , $I_C=100\mu\text{A}$, $R_S=1.0\text{k}\Omega$		5

■ Switching Characteristics

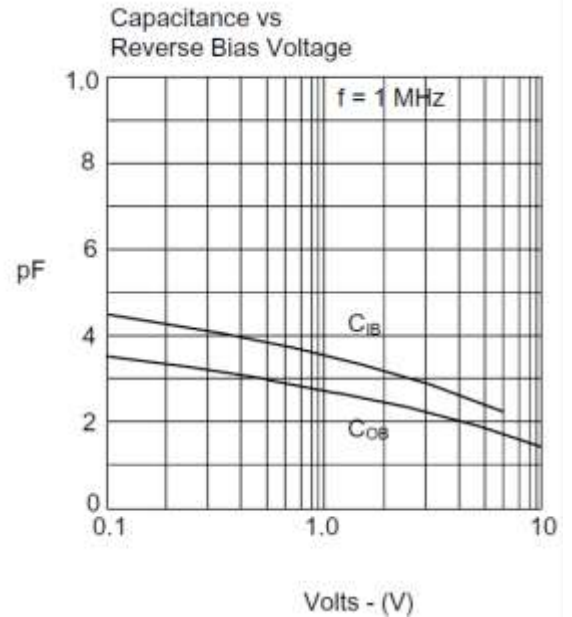
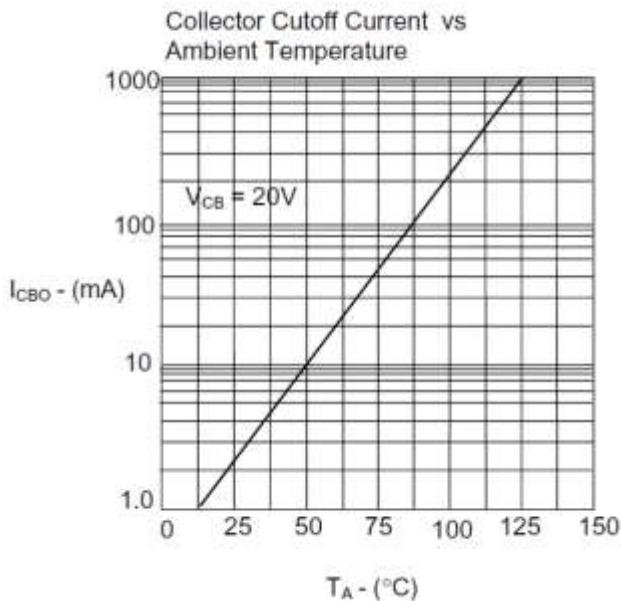
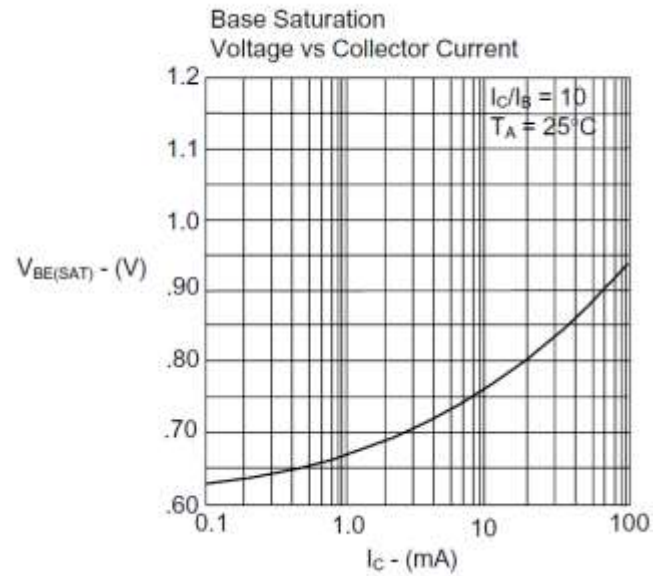
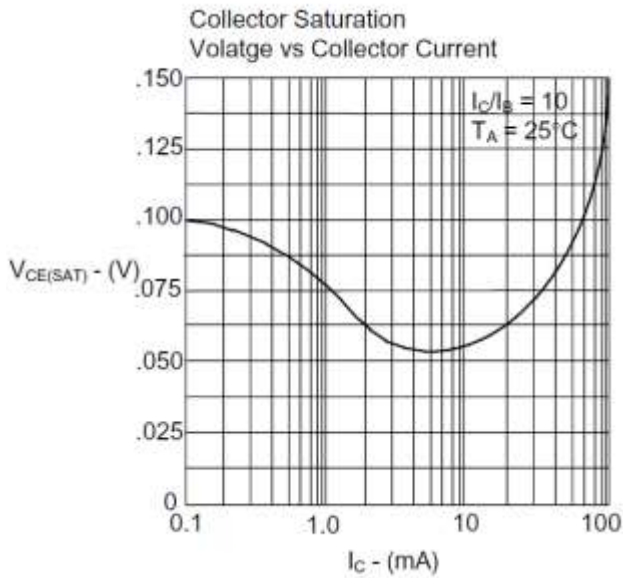
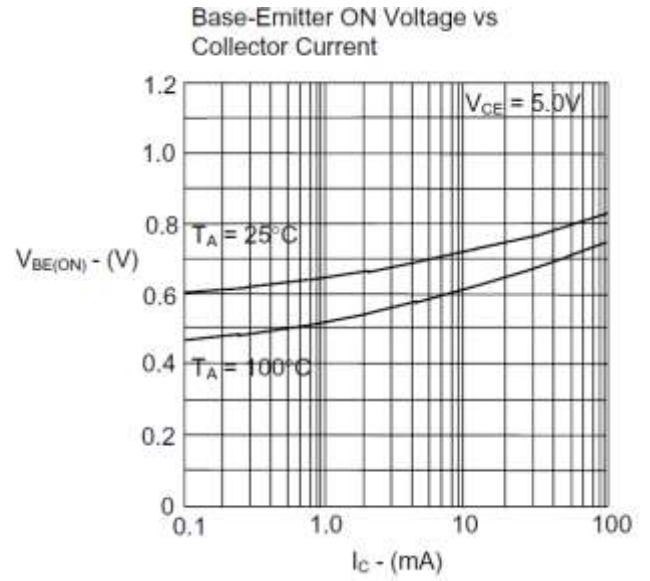
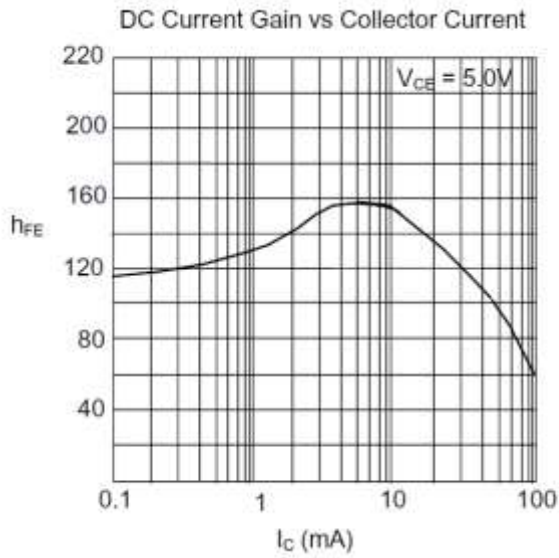
Item	Symbol	Unit	Conditions	Value
Delay Time	t_d	ns	$V_{CC}=3.0\text{V}$ dc, $V_{BE}=0.5\text{V}$ dc, $I_C=10\text{mA}$ dc, $I_{B1}=1.0\text{mA}$ dc	35
Rise Time	t_r	ns		35
Storage Time	t_s	ns	$V_{CC}=3.0\text{V}$ dc, $I_C=10\text{mA}$ dc, $I_{B1}=I_{B2}=1.0\text{mA}$ dc	200
Fall Time	t_f	ns		50

■ Ordering Information (Example)

PREFERRED P/N	PACKING CODE	UNIT WEIGHT(g)	MINIMUM PACKAGE(pcs)	INNER BOX QUANTITY(pcs)	OUTER CARTON QUANTITY(pcs)	DELIVERY MODE
MMBT3904	F2	Approximate 0.008	3000	30000	120000	7" reel

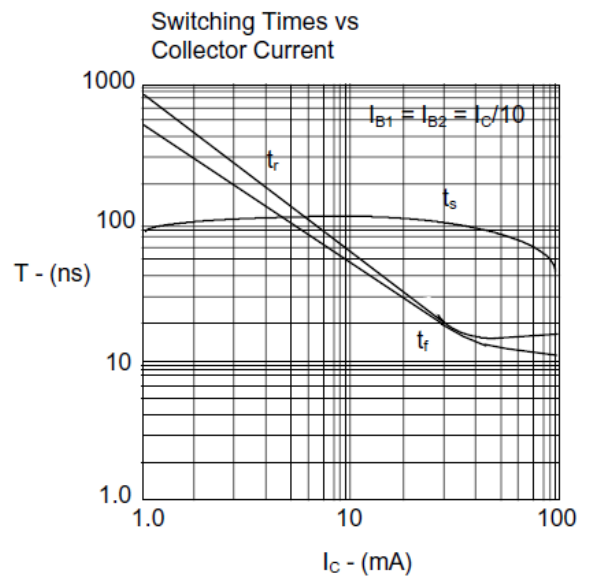
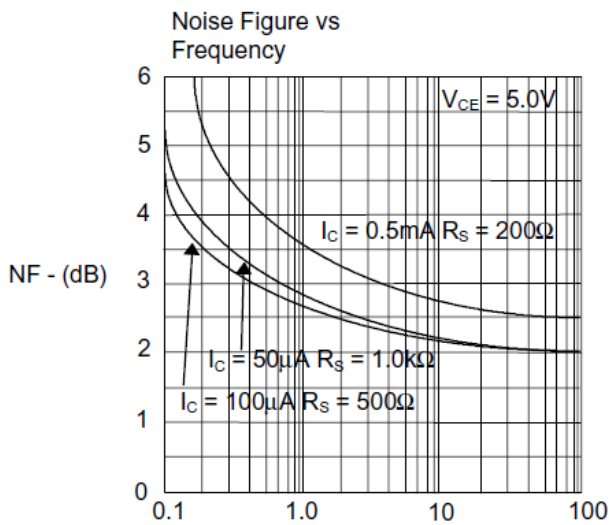
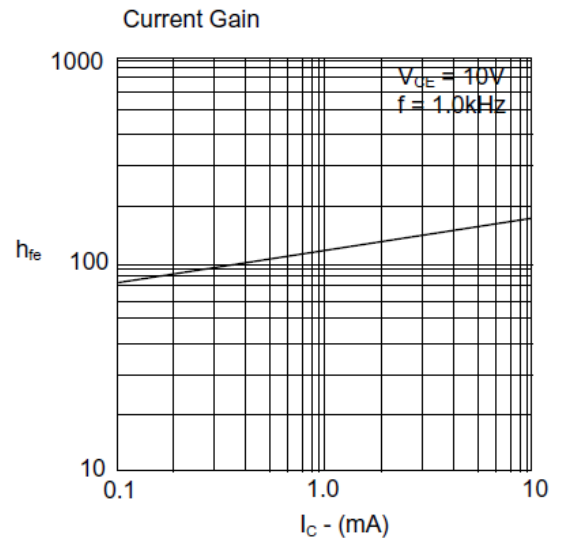
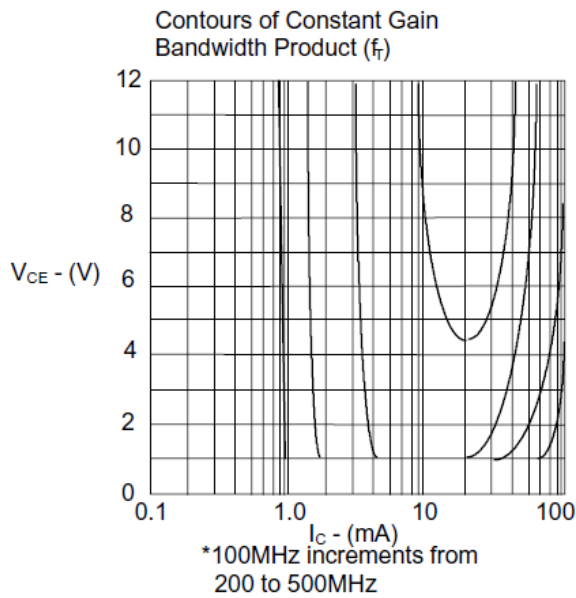
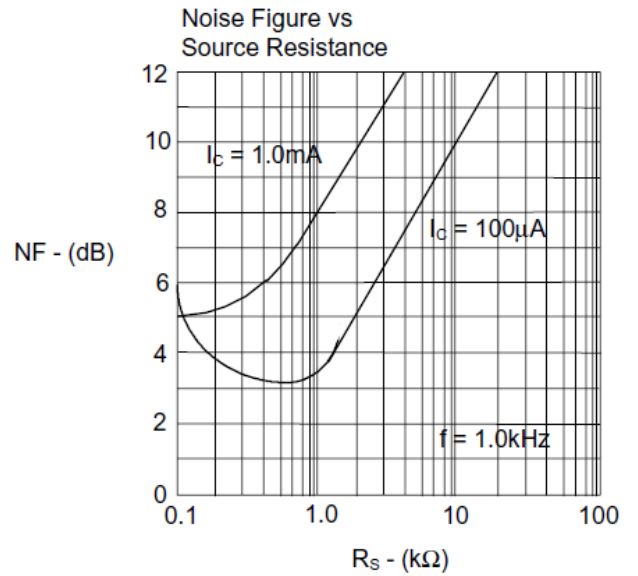
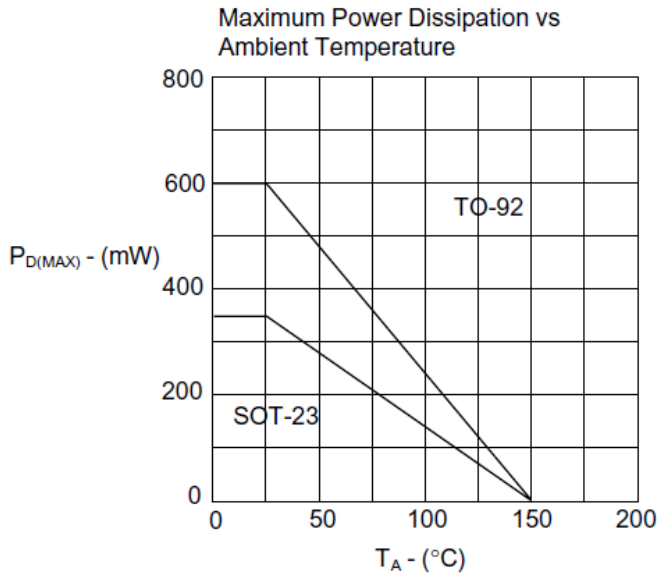


■ Characteristics(Typical)



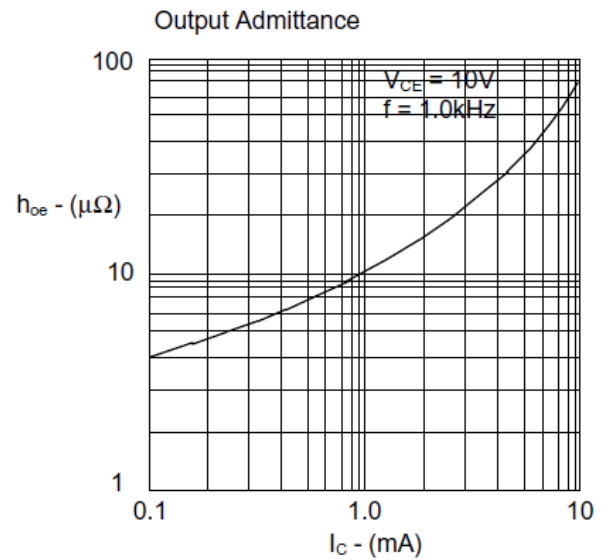
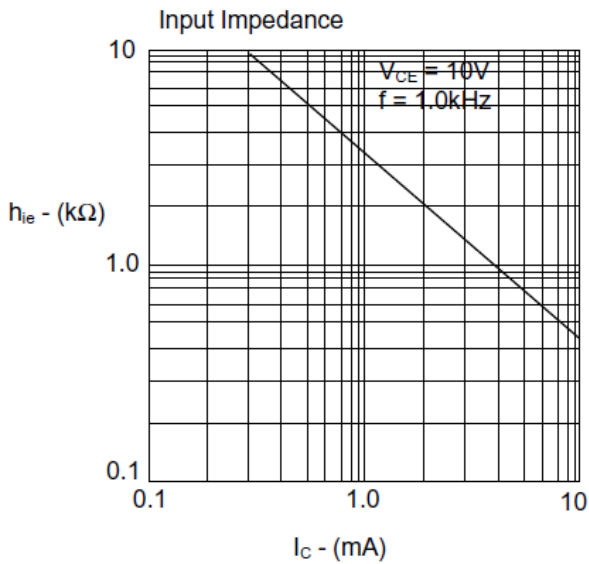
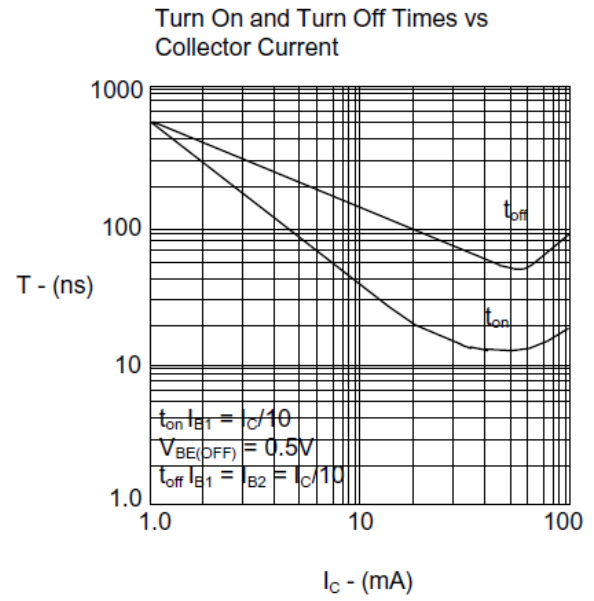
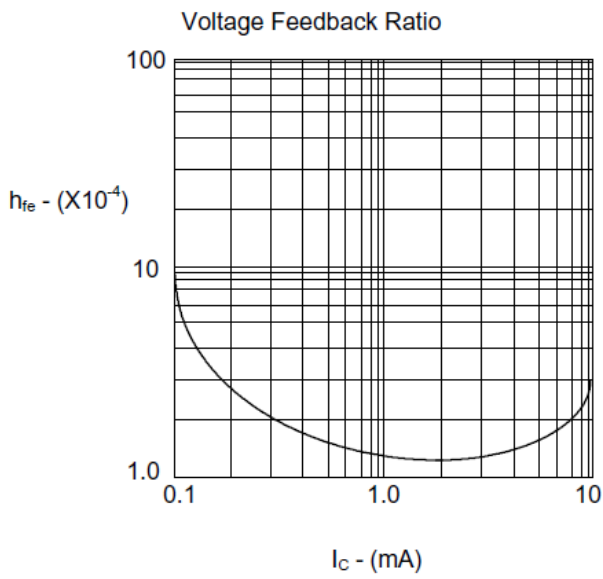


MMBT3904





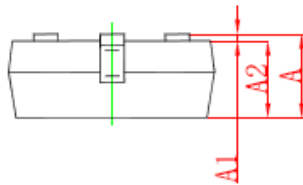
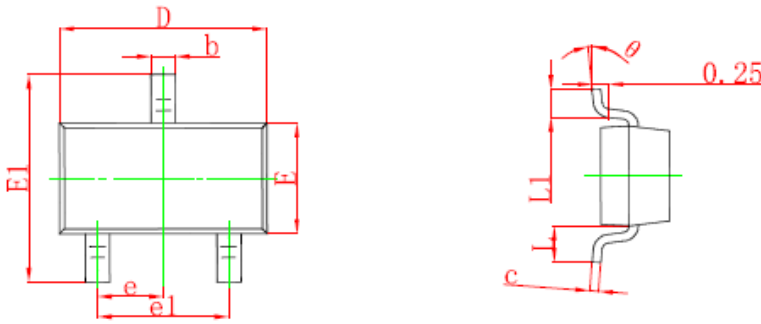
MMBT3904





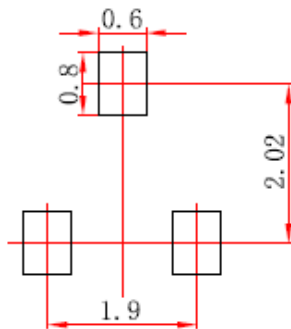
MMBT3904

■SOT-23 Package Outline Dimensions



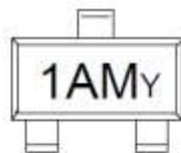
Symbol	Dimensions In Millimeters		Dimensions In Inches	
	Min	Max	Min	Max
A	0.900	1.150	0.035	0.045
A1	0.000	0.100	0.000	0.004
A2	0.900	1.050	0.035	0.041
b	0.300	0.500	0.012	0.020
c	0.080	0.150	0.003	0.006
D	2.800	3.000	0.110	0.118
E	1.200	1.400	0.047	0.055
E1	2.250	2.550	0.089	0.100
e	0.950 TYP		0.037 TYP	
e1	1.800	2.000	0.071	0.079
L	0.550 REF		0.022 REF	
L1	0.300	0.500	0.012	0.020
θ	0°	8°	0°	8°

■SOT-23 Suggested Pad Layout



- Note:
1. Controlling dimension: In millimeters.
 2. General tolerance: $\pm 0.05\text{mm}$.
 3. The pad layout is for reference purposes only.

■Marking Information



1AM = Product Type Marking Code
Y = Date Code Marking

Date code Key (2 years a cycle)

Year	2011											
Month	Jan	Feb	Mar	Apr	May	Jun	Jul	Aug	Sep	Oct	Nov	Dec
Code	J	O	L	C	K	B	P	D	M	E	G	F

Year	2012											
Month	Jan	Feb	Mar	Apr	May	Jun	Jul	Aug	Sep	Oct	Nov	Dec
Code	W	N	Y	T	R	H	A	I	U	X	Z	S



Disclaimer

The information presented in this document is for reference only. Yangzhou Yangjie Electronic Technology Co., Ltd. reserves the right to make changes without notice for the specification of the products displayed herein to improve reliability, function or design or otherwise.

The product listed herein is designed to be used with ordinary electronic equipment or devices, and not designed to be used with equipment or devices which require high level of reliability and the malfunction of which would directly endanger human life (such as medical instruments, transportation equipment, aerospace machinery, nuclear-reactor controllers, fuel controllers and other safety devices), Yangjie or anyone on its behalf, assumes no responsibility or liability for any damages resulting from such improper use of sale.

This publication supersedes & replaces all information previously supplied. For additional information, please visit our website [http:// www.21yangjie.com](http://www.21yangjie.com) , or consult your nearest Yangjie's sales office for further assistance.

X-ON Electronics

Largest Supplier of Electrical and Electronic Components

Click to view similar products for [Bipolar Transistors - BJT category](#):

Click to view products by [Yangjie manufacturer](#):

Other Similar products are found below :

[619691C](#) [MCH4017-TL-H](#) [MMBT-2369-TR](#) [BC546/116](#) [BC557/116](#) [BSW67A](#) [NJVMJD148T4G](#) [NTE123AP-10](#) [NTE153MCP](#) [NTE16](#)
[NTE195A](#) [NTE92](#) [C4460](#) [2N4401-A](#) [2N6728](#) [2SA1419T-TD-H](#) [2SA2126-E](#) [2SB1204S-TL-E](#) [2SC2712S-GR,LF](#) [2SC5488A-TL-H](#)
[2SD2150T100R](#) [SP000011176](#) [2N2907A](#) [2N3904-NS](#) [2N5769](#) [2SC2412KT146S](#) [2SD1816S-TL-E](#) [CPH6501-TL-E](#) [MCH4021-TL-E](#)
[MJE340](#) [US6T6TR](#) [NJL0281DG](#) [732314D](#) [CPH3121-TL-E](#) [CPH6021-TL-H](#) [873787E](#) [IMZ2AT108](#) [UMX21NTR](#) [MCH6102-TL-E](#)
[NJL0302DG](#) [2N3583](#) [30A02MH-TL-E](#) [NSV40301MZ4T1G](#) [NTE13](#) [NTE26](#) [NTE282](#) [NTE323](#) [NTE350](#) [NTE81](#) [STX83003-AP](#)