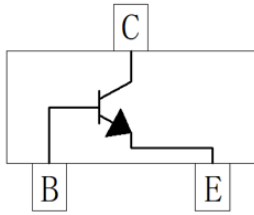


NPN General Purpose Amplifier



SOT-23

Features

- Epoxy meets UL-94 V-0 flammability rating and halogen free
- Moisture Sensitivity Level 1
- High Voltage Transistors NPN Silicon
- Part no. with suffix "Q" means AEC-Q101 qualified

Applications

- Linear amplification

Mechanical Data

- **Case:** SOT-23
- **Terminals:** Tin plated leads, solderable per J-STD-002 and JESD22-B102
- **Marking:** G1

■ Maximum Ratings (Ta=25°C unless otherwise noted)

Item	Symbol	Unit	Conditions	Value
Collector-Base Voltage	V_{CBO}	V		180
Collector-Emitter Voltage	V_{CEO}	V		160
Emitter-Base Voltage	V_{EBO}	V		6.0
Collector Current -Continuous	I_C	mA		600
Total Device Dissipation (*)	P_D	mW		300
Thermal Resistance From Junction To Ambient (*)	$R_{\theta JA}$	°C/W		417
Maximum Junction Temperature	T_J	°C		150
Storage Temperature	T_{STG}	°C		-55 to +150

(*) Device mounted on FR-4 PCB 1.0 x 1.0 x 0.06 inch.



MMBT5551Q

■ Electrical Characteristics (Ta=25°C unless otherwise noted)

Item	Symbol	Unit	Conditions	Min	Max
Collector-base breakdown voltage	$V_{(BR)CBO}$	V	$I_C=100\mu A, I_E=0$	180	
Collector-emitter breakdown voltage	$V_{(BR)CEO}$	V	$I_C=1.0mA, I_B=0$	160	
Emitter-base breakdown voltage	$V_{(BR)EBO}$	V	$I_E=10\mu A, I_C=0$	6.0	
Collector cut-off current	I_{CBO}	nA	$V_{CB}=120V, I_E=0$		50
Emitter cut-off current	I_{EBO}	nA	$V_{EB}=4.0V, I_C=0$		50
DC current gain	h_{FE}		$V_{CE}=5.0V, I_C=1.0mA$	80	
	h_{FE}		$V_{CE}=5.0V, I_C=10mA$	100	300
	h_{FE}		$V_{CE}=5.0V, I_C=50mA$	50	
Collector-emitter saturation voltage	$V_{CE(sat)}$	V	$I_C=50mA, I_B=5.0mA$		0.2
Base-emitter saturation voltage	$V_{BE(sat)}$	V	$I_C=50mA, I_B=5.0mA$		1.0

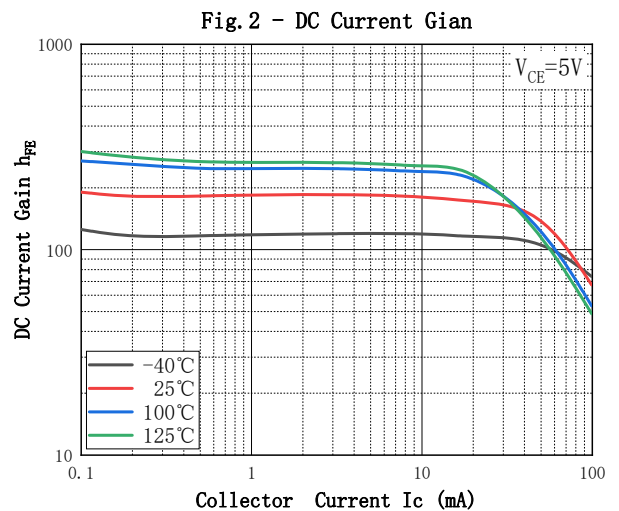
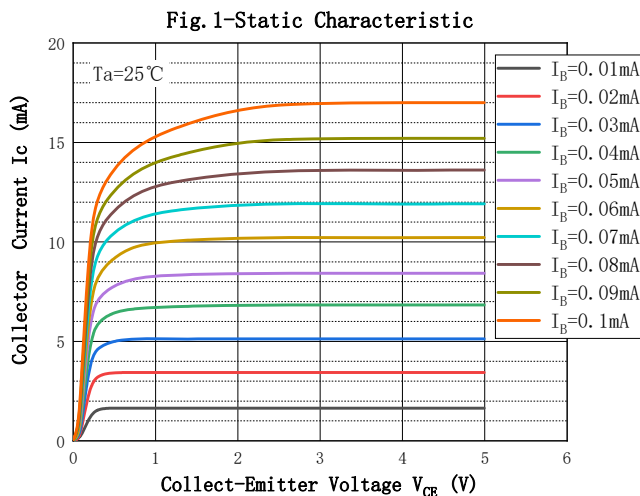
■ Small-signal Characteristics

Item	Symbol	Unit	Conditions	Min	Max
Transition frequency	f_T	MHz	$V_{CE}=5.0Vdc, I_C=10mA, f=30MHz$	100	300

■ Ordering Information (Example)

PREFERRED P/N	PACKING CODE	UNIT WEIGHT(g)	MINIMUM PACKAGE(pcs)	INNER BOX QUANTITY(pcs)	OUTER CARTON QUANTITY(pcs)	DELIVERY MODE
MMBT5551Q	F2	Approximate 0.01	3000	30000	120000	7" reel

■ Characteristics (Typical)





MMBT5551Q

Fig. 3 - Collect-Emmitter Saturation Voltage

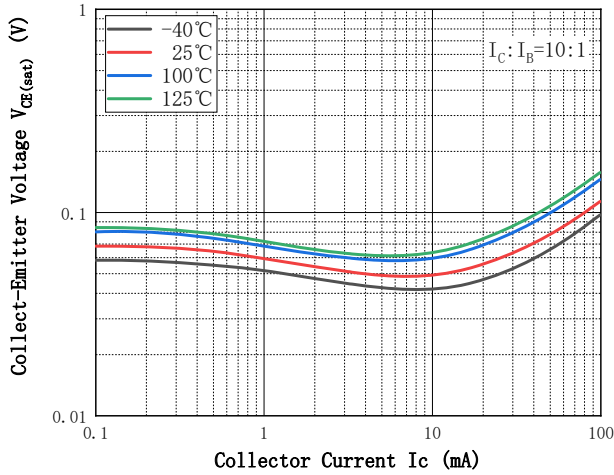


Fig. 4 - Base-Emmitter Voltage

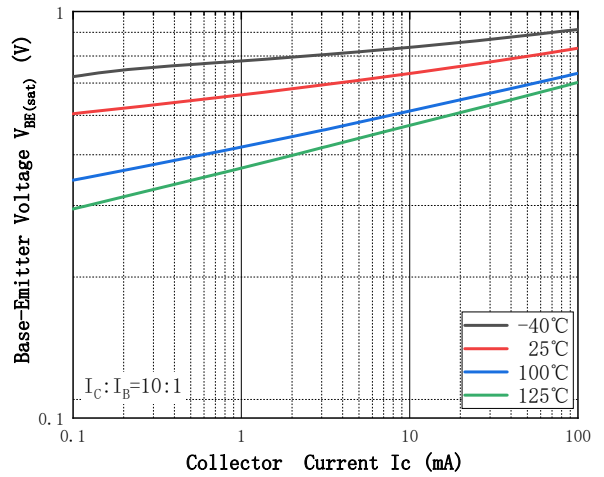


Fig. 5 - Base-Emmitter On Voltage

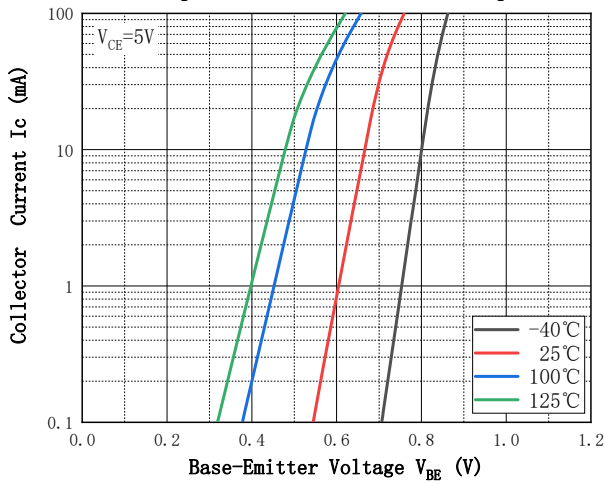
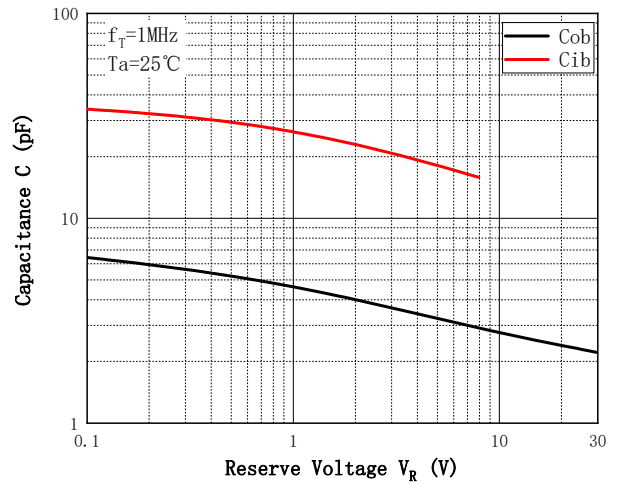
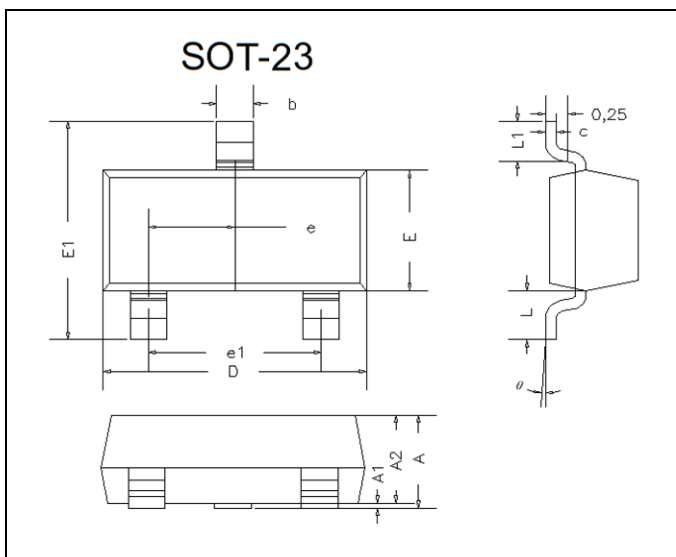


Fig. 6 - Cob/Cib - V_CE/V_BE



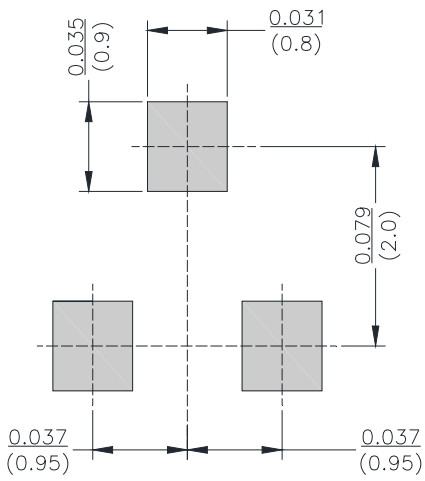
■SOT-23 Package Outline Dimensions



DIM	INCHES		MM		NOTE
	MIN	MAX	MIN	MAX	
A	0.035	0.045	0.90	1.15	
A1	0.000	0.004	0.00	0.10	
A2	0.035	0.041	0.90	1.05	
b	0.012	0.020	0.30	0.50	
c	0.004	0.008	0.10	0.20	
D	0.110	0.118	2.80	3.00	
E	0.047	0.055	1.20	1.40	
E1	0.089	0.100	2.25	2.55	
e	0.370TYP		0.95TYP		
e1	0.071	0.079	1.80	2.00	
L	0.220REF		0.55REF		
L1	0.012	0.020	0.30	0.50	
θ	0°	8°	0°	8°	



■SOT-23 Suggested Pad Layout



Unit: $\frac{\text{inch}}{\text{mm}}$



MMBT5551Q

Disclaimer

The information presented in this document is for reference only. Yangzhou Yangjie Electronic Technology Co., Ltd. reserves the right to make changes without notice for the specification of the products displayed herein to improve reliability, function or design or otherwise.

The product listed herein is designed to be used with automotive electronics, are not designed for use in medical, life-saving, lifesustaining, or military, Yangjie or anyone on its behalf, assumes no responsibility or liability for any damages resulting from such improper use of sale.

This publication supersedes & replaces all information previously supplied. For additional information, please visit our website [http:// www.21yangjie.com](http://www.21yangjie.com) , or consult your nearest Yangjie's sales office for further assistance.

X-ON Electronics

Largest Supplier of Electrical and Electronic Components

Click to view similar products for [Bipolar Transistors - BJT category](#):

Click to view products by [Yangjie manufacturer](#):

Other Similar products are found below :

[619691C](#) [MCH4017-TL-H](#) [MMBT-2369-TR](#) [BC546/116](#) [BC557/116](#) [BSW67A](#) [NJVMJD148T4G](#) [NTE123AP-10](#) [NTE153MCP](#) [NTE16](#)
[NTE195A](#) [NTE92](#) [2N4401-A](#) [2N6728](#) [2SA1419T-TD-H](#) [2SA2126-E](#) [2SB1204S-TL-E](#) [2SC2712S-GR,LF](#) [SP000011176](#) [2N2907A](#) [2N3904-](#)
[NS](#) [2N5769](#) [2SC2412KT146S](#) [CPH6501-TL-E](#) [MCH4021-TL-E](#) [MJE340](#) [Jantx2N5416](#) [US6T6TR](#) [NJL0281DG](#) [732314D](#) [CPH3121-TL-E](#)
[CPH6021-TL-H](#) [873787E](#) [IMZ2AT108](#) [MMST8098T146](#) [UMX21NTR](#) [MCH6102-TL-E](#) [NJL0302DG](#) [30A02MH-TL-E](#) [NTE13](#) [NTE26](#)
[NTE282](#) [NTE323](#) [NTE350](#) [NTE81](#) [STX83003-AP](#) [JANTX2N2920L](#) [JANSR2N2222AUB](#) [CMLT3946EG TR](#) [2SA1371D-AE](#)