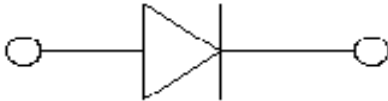


Zener Diodes



Features

- High reliability
- Very sharp reverse characteristic
- Low reverse current level
- Zener Voltage 2.4V~47V



Mechanical Data

- **Package:** SOD123
- **Terminals:** Tin plated leads, solderable per J-STD-002 and JESD22-B102
- **Polarity:** Cathode line denotes the cathode end

■ Maximum Ratings ($T_a=25^\circ\text{C}$ Unless otherwise specified)

PARAMETER	SYMBOL	UNIT	VALUE
Power Dissipation	P_D	mW	500
Storage Temperature Range	T_{stg}	$^\circ\text{C}$	-55~+150
Maximum Junction Temperature	T_J	$^\circ\text{C}$	-55~+150
Maximum Regulator Current	I_{ZM}	mA	P_D / V_Z
Maximum Forward Voltage ($I_F=10\text{mA}$)	V_F	V	0.9
Thermal Resistance Junction to Ambient Air*	$R_{\theta JA}$	$^\circ\text{C} / \text{W}$	250

*Device mounted on ceramic PCB: 7.6mm×9.4mm×0.87mm with pad areas 25mm²

■ Ordering Information (Example)

PREFERRED P/N	PACKING CODE	UNIT WEIGHT(g)	MINIMUM PACKAGE(pcs)	INNER BOX QUANTITY(pcs)	OUTER CARTON QUANTITY(pcs)	DELIVERY MODE
MMSZ5221B THRU MMSZ5261B	F2	Approximate 0.009	3000	30000	120000	7" reel



MMSZ5221B THRU MMSZ5261B

■Electrical Characteristics (T_a=25°C Unless otherwise specified)

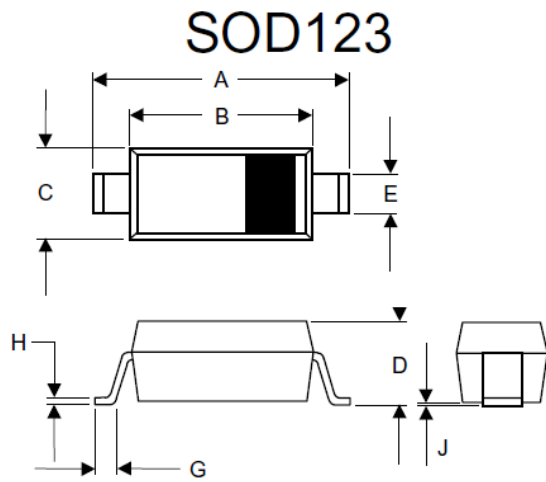
TypeNumber	Device Marking	V _z (V) at I _z			Z _z (Ω)		Z _{zk} (Ω)		I _R (μA)@V _R	
		min.	typ.	max.	I _z (mA)	max.	I _{zk} (mA)	max.	uA	V _R (V)
MMSZ5221B	C1	2.28	2.4	2.52	20	30	0.25	1200	100	1.0
MMSZ5222B	C2	2.38	2.5	2.63	20	30	0.25	1250	100	1.0
MMSZ5223B	C3	2.57	2.7	2.84	20	30	0.25	1300	75	1.0
MMSZ5225B	C5	2.85	3.0	3.15	20	29	0.25	1600	50	1.0
MMSZ5226B	G1	3.14	3.3	3.47	20	28	0.25	1600	25	1.0
MMSZ5227B	G2	3.42	3.6	3.78	20	24	0.25	1700	15	1.0
MMSZ5228B	G3	3.71	3.9	4.10	20	23	0.25	1900	10	1.0
MMSZ5229B	G4	4.09	4.3	4.52	20	22	0.25	2000	5	1.0
MMSZ5230B	G5	4.47	4.7	4.94	20	19	0.25	1900	5	2.0
MMSZ5231B	E1	4.85	5.1	5.36	20	17	0.25	1600	5	2.0
MMSZ5232B	E2	5.32	5.6	5.88	20	11	0.25	1600	5	3.0
MMSZ5234B	E4	5.89	6.2	6.51	20	7	0.25	1000	5	4.0
MMSZ5235B	E5	6.46	6.8	7.14	20	5	0.25	750	3	5.0
MMSZ5236B	F1	7.13	7.5	7.88	20	6	0.25	500	3	6.0
MMSZ5237B	F2	7.79	8.2	8.61	20	8	0.25	500	3	6.5
MMSZ5239B	F4	8.65	9.1	9.56	20	10	0.25	600	3	7.0
MMSZ5240B	F5	9.50	10	10.50	20	17	0.25	600	3	8.0
MMSZ5241B	H1	10.45	11	11.55	20	22	0.25	600	2	8.4
MMSZ5242B	H2	11.40	12	12.60	20	30	0.25	600	1	9.1
MMSZ5243B	H3	12.35	13	13.65	9.5	13	0.25	600	0.5	9.9
MMSZ5245B	H5	14.25	15	15.75	8.5	16	0.25	600	0.1	11.0
MMSZ5246B	J1	15.20	16	16.80	7.8	17	0.25	600	0.1	12.0
MMSZ5248B	J3	17.10	18	18.90	7	21	0.25	600	0.1	14.0
MMSZ5250B	J5	19.00	20	21.00	6.2	25	0.25	600	0.1	15.0
MMSZ5251B	K1	20.90	22	23.10	5.6	29	0.25	600	0.1	17.0
MMSZ5252B	K2	22.80	24	25.20	5.2	33	0.25	600	0.1	18.0
MMSZ5254B	K4	25.65	27	28.35	4.6	41	0.25	600	0.1	21.0



MMSZ5221B THRU MMSZ5261B

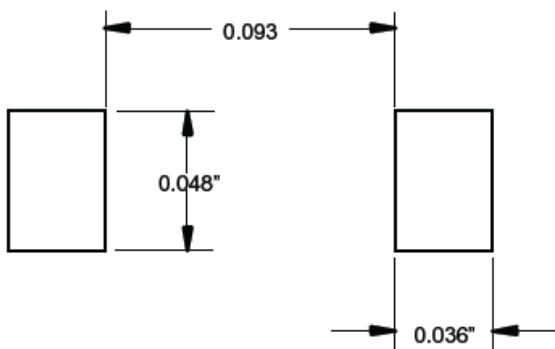
MMSZ5256B	M1	28.50	30	31.50	4.2	49	0.25	600	0.1	23.0
MMSZ5257B	M2	31.35	33	34.65	3.8	58	0.25	700	0.1	25.0
MMSZ5258B	M3	34.20	36	37.80	3.4	70	0.25	700	0.1	27.0
MMSZ5259B	M4	37.05	39	40.95	3.2	80	0.25	800	0.1	30.0
MMSZ5260B	M5	40.85	43	45.15	3	93	0.25	900	0.1	33.0
MMSZ5261B	N1	44.65	47	49.35	2.7	105	0.25	1000	0.1	36.0

■ Outline Dimensions



DIM	DIMENSIONS				NOTE
	INCHES		MM		
	MIN	MAX	MIN	MAX	
A	.140	.152	3.55	3.85	
B	.100	.112	2.55	2.85	
C	.055	.071	1.40	1.80	
D	-----	.053	-----	1.35	
E	.012	.031	0.30	.78	
G	.006	-----	0.15	-----	
H	-----	.01	-----	.25	
J	-----	.006	-----	.15	

■ Soldering Footprint



Unit: inches



MMSZ5221B THRU MMSZ5261B

Disclaimer

The information presented in this document is for reference only. Yangzhou Yangjie Electronic Technology Co., Ltd. reserves the right to make changes without notice for the specification of the products displayed herein to improve reliability, function or design or otherwise.

The product listed herein is designed to be used with ordinary electronic equipment or devices, and not designed to be used with equipment or devices which require high level of reliability and the malfunction of which would directly endanger human life (such as medical instruments, transportation equipment, aerospace machinery, nuclear-reactor controllers, fuel controllers and other safety devices), Yangjie or anyone on its behalf, assumes no responsibility or liability for any damages resulting from such improper use of sale.

This publication supersedes & replaces all information previously supplied. For additional information, please visit our website [http:// www.21yangjie.com](http://www.21yangjie.com) , or consult your nearest Yangjie's sales office for further assistance.

X-ON Electronics

Largest Supplier of Electrical and Electronic Components

Click to view similar products for [Zener Diodes](#) category:

Click to view products by [Yangjie](#) manufacturer:

Other Similar products are found below :

[RKZ13B2KG#P1](#) [DL5234B](#) [EDZTE6113B](#) [1N4682](#) [1N4691](#) [1N4693](#) [1N4732A](#) [1N4736A](#) [1N4750A](#) [1N4759ARL](#) [1N5241B](#) [1N5365B](#)
[1N5369B](#) [1N747A](#) [1N959B](#) [1N964B](#) [1N966B](#) [1N968B](#) [1N972B](#) [NTE5121A](#) [NTE5147A](#) [NTE5152A](#) [NTE5155A](#) [NTE5164A](#)
[JANS1N4974US](#) [JANTX1N5907](#) [1N4692](#) [1N4700](#) [1N4702](#) [1N4704](#) [1N4711](#) [1N4714](#) [1N4737A](#) [1N4745ARL](#) [1N4752A](#) [1N4752ARL](#)
[1N4760ARL](#) [1N5221B](#) [1N5231B-TR](#) [1N5236B](#) [1N5241BTR](#) [1N5242BTR](#) [1N5350B](#) [1N5352B](#) [1N961BRR1](#) [1N964BRL](#) [RKZ5.1BKU#P6](#)
[3SMAJ5946B-TP](#) [3SMAJ5950B-TP](#) [3SMBJ5925B-TP](#)