

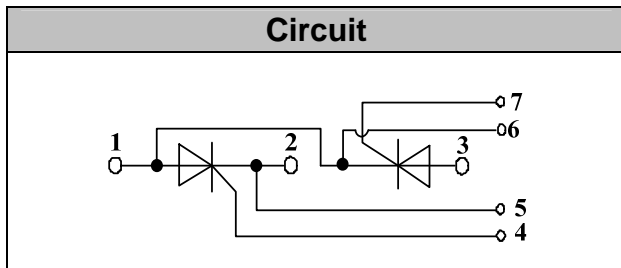
## Thyristor Modules



**VRRM / VDRM** 800 to 1800V  
**ITAV** 40A

### Applications

- Power Converters
- Lighting Control
- DC Motor Control and Drives
- Heat and temperature control



### Features

- International standard package
- High Surge Capability
- Glass passivated chip
- Simple Mounting
- Heat transfer through aluminum oxide DBC ceramic isolated metal baseplate
- UL recognized applied for file no. E360040

### Module Type

TYPE	VRRM	V <sub>RSM</sub>
MT40C08T1	800V	900V
MT40C12T1	1200V	1300V
MT40C16T1	1600V	1700V
MT40C18T1	1800V	1900V

### Maximum Ratings

Symbol	Conditions	Values	Units
$I_{TAV}$	Sine 180°; $T_c=85^\circ\text{C}$	40	A
$I_{TSM}$	$T_{VJ}=45^\circ\text{C}$ t=10ms, sine	1000	A
	$T_{VJ}=125^\circ\text{C}$ t=10ms, sine	850	
$i^2t$	$T_{VJ}=45^\circ\text{C}$ t=10ms, sine	5000	A <sup>2</sup> s
	$T_{VJ}=125^\circ\text{C}$ t=10ms, sine	3600	
Visol	a.c.50HZ;r.m.s.;1min	3000	V
$T_{vj}$		-40 to 125	°C
$T_{stg}$		-40 to 125	°C
Mt	To terminals(M5)	$3 \pm 15\%$	Nm
Ms	To heatsink(M6)	$5 \pm 15\%$	Nm
di/dt	$T_{VJ}=T_{VJM}$ , $2/3V_{DRM}$ , $I_G=500\text{mA}$ $Tr<0.5\mu\text{s}$ , $tp>6\mu\text{s}$	150	A/ $\mu\text{s}$
dv/dt	$T_J=T_{VJM}$ , $2/3V_{DRM}$ linear voltage rise	1000	V/ $\mu\text{s}$
a	Maximum allowable acceleration	50	m/s <sup>2</sup>
Weight	Module(Approximately)	100	g

### Thermal Characteristics

Symbol	Conditions	Values	Units
Rth(j-c)	Cont.;per thyristor / per module	0.65/0.33	°C/W
Rth(c-s)	per thyristor / per module	0.2/0.1	°C/W

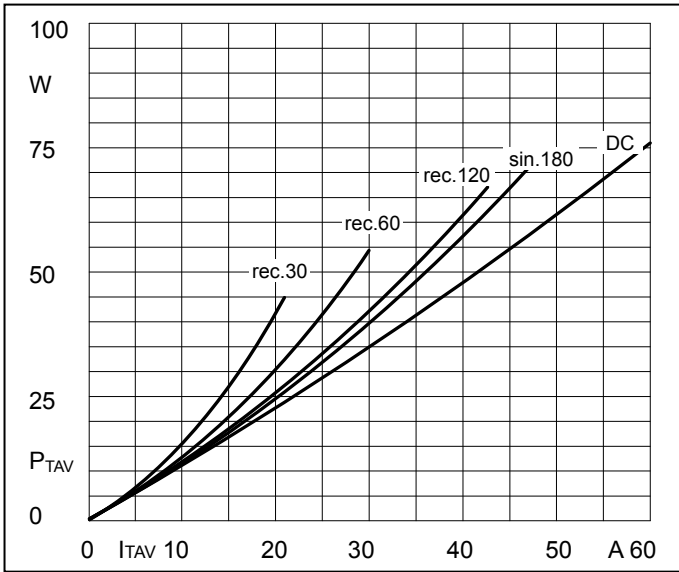


## Electrical Characteristics

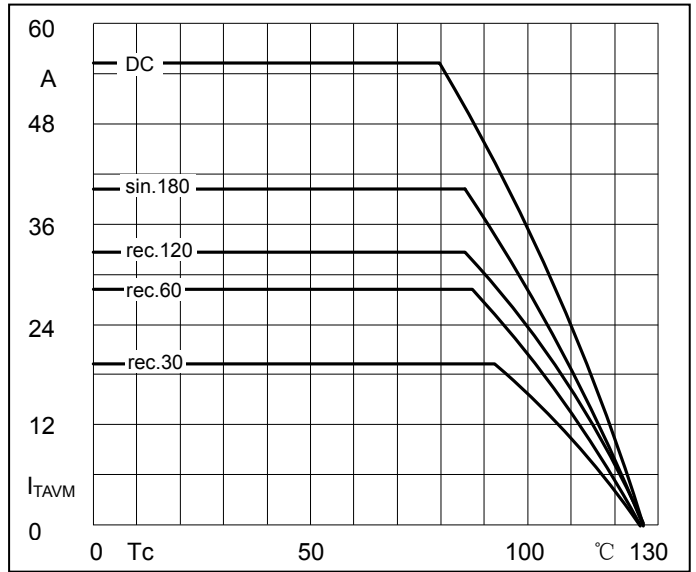
Symbol	Conditions	Values			Units
		Min.	Typ.	Max.	
$V_{TM}$	$T=25^{\circ}C$ $I_{TM}=200A$			1.95	V
$I_{RRM}/I_{DRM}$	$T_{VJ}=T_{VJM}$ , $V_R=V_{RRM}$ , $V_D=V_{DRM}$			15	mA
$V_{TO}$	For power-loss calculations only ( $T_{VJ}=125^{\circ}C$ )			1.0	V
$r_T$	$T_{VJ}=T_{VJM}$			4.5	m $\Omega$
$V_{GT}$	$T_{VJ}=25^{\circ}C$ , $V_D=6V$			2.5	V
$I_{GT}$	$T_{VJ}=25^{\circ}C$ , $V_D=6V$			150	mA
$V_{GD}$	$T_{VJ}=125^{\circ}C$ , $V_D=2/3V_{DRM}$			0.25	V
$I_{GD}$	$T_{VJ}=125^{\circ}C$ , $V_D=2/3V_{DRM}$			6	mA
$I_L$	$T_{VJ}=25^{\circ}C$ , $R_G=33\ \Omega$		300	600	mA
$I_H$	$T_{VJ}=25^{\circ}C$ , $V_D=6V$		150	250	mA
tg $\delta$	$T_{VJ}=25^{\circ}C$ , $I_G=1A$ , $di_G/dt=1A/us$		1		us
tq	$T_{VJ}=T_{VJM}$		80		us



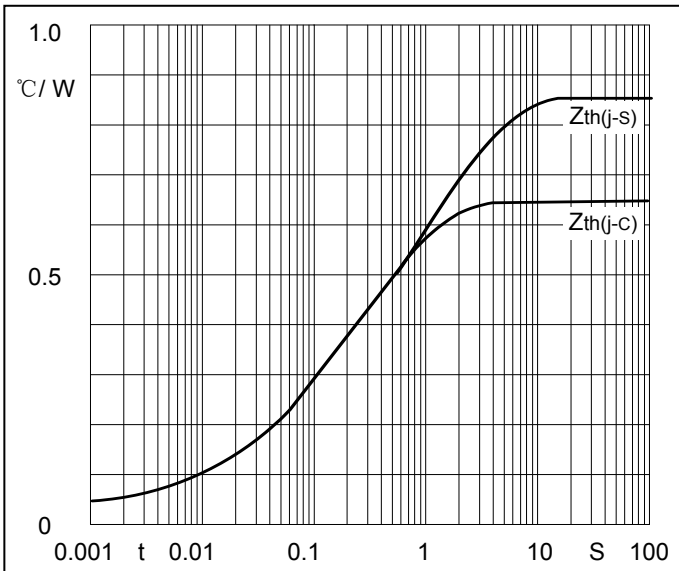
### Performance Curves



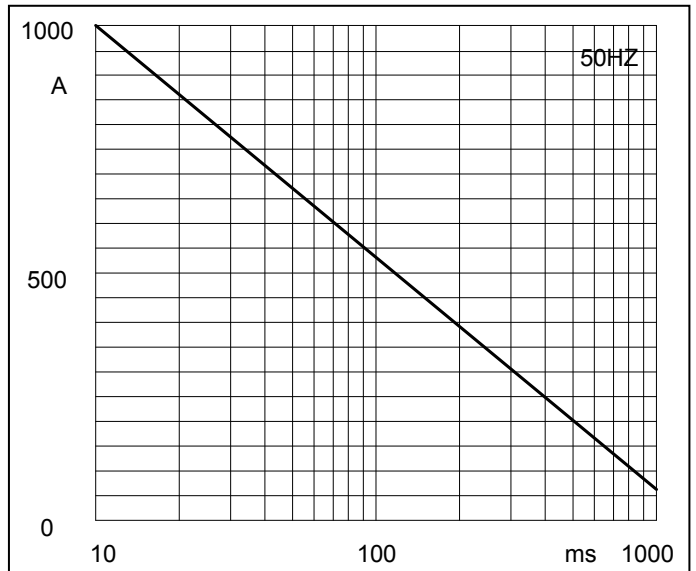
**Fig1. Power dissipation**



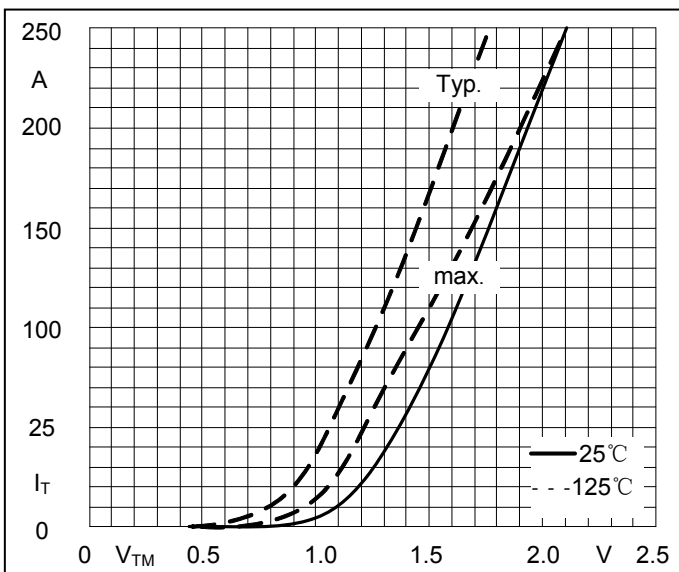
**Fig2. Forward Current Derating Curve**



**Fig3. Transient thermal impedance**



**Fig4. Max Non-Repetitive Forward Surge Current**



**Fig5. Forward Characteristics**

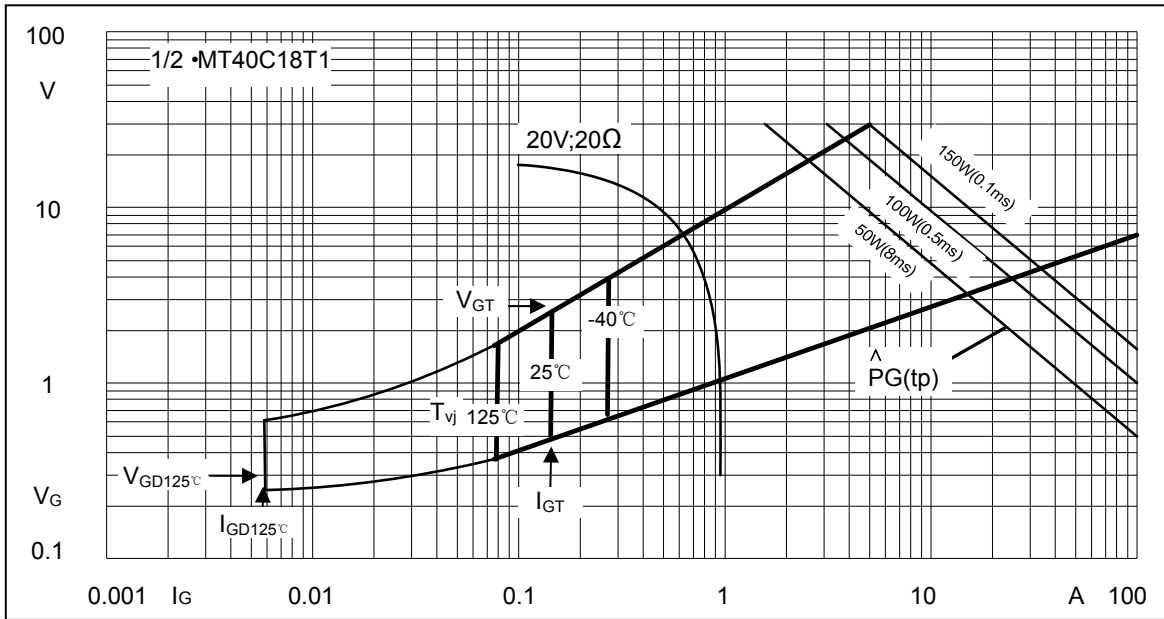
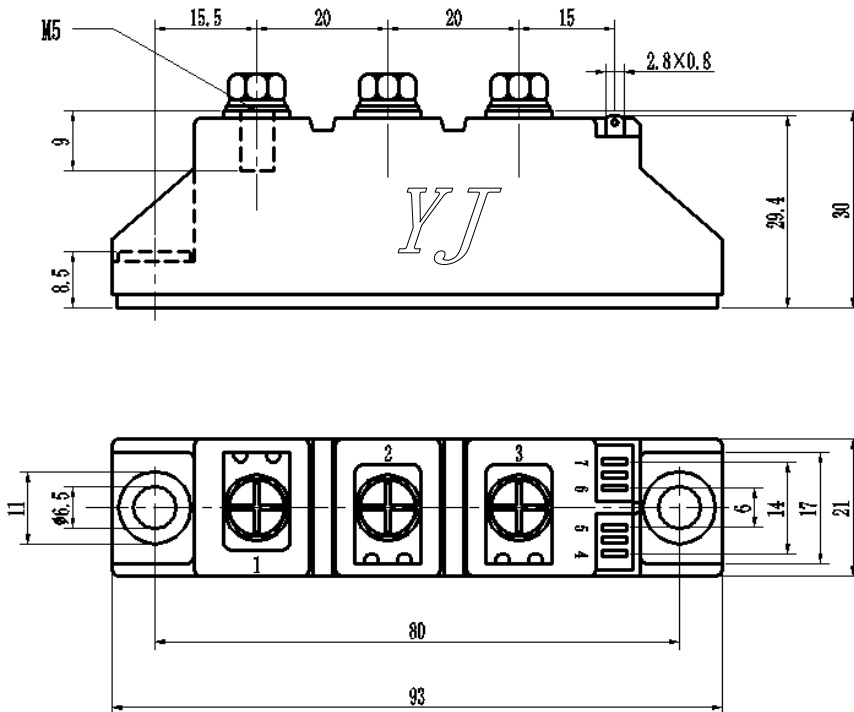


Fig6. Gate trigger Characteristics

## Package Outline Information

CASE: T1



Dimensions in mm

## X-ON Electronics

Largest Supplier of Electrical and Electronic Components

*Click to view similar products for yangjie manufacturer:*

Other Similar products are found below :

[BR25005](#) [BR2501](#) [BR2506](#) [BZV55C12](#) [BZX55C10](#) [BZX55C4V7](#) [BR2504L](#) [MD200K16D2-A1-0000](#) [MD200S12M3-A1-0000](#)  
[MD200A16D2-A1-0000](#) [MF200DU04FJ-A2-0000](#) [MD165U16D2-A1-0000](#) [MD100S12M4-A1-0000](#) [KBPC3506](#) [MF150C06F5](#)  
[MD165C16D2](#) [MD100S16M5-A1-0000](#) [MD200S18M3-A1-0000](#) [MD100S12M3-A1-0000](#) [MD130S12M5-A1-0000](#) [MD75S18M4-A1-0000](#)  
[MD100S08M3-A1-0000](#) [MD250S12NM3-A1-0000](#) [MD250S16NM3-A1-0000](#) [MT100DT08L1-A1-0000](#) [MT100DT18L1-A1-0000](#)  
[MD100S08M5-A1-0000](#) [MT75DT08L1-A1-0000](#) [MD130S16M3-A1-0000](#) [MD160S18M5-A1-0000](#) [MD160S08M3-A1-0000](#) [MD160S08M5-](#)  
[A1-0000](#) [MD50S16M4-A1-0000](#) [MD100S18M4-A1-0000](#) [MD250S18M3-A1-0000](#) [MT160C18T2-A1-0000](#) [MD100S16M3-A1-0000](#)  
[MT75DT16L1-A1-0000](#) [MD100S12M5-A1-0000](#) [MD100S16NM3-A1-0000](#) [MD100S18M8-A1-0000](#) [MT100DT12L1-A1-0000](#)  
[MT75DT18L1-A1-0000](#) [MD100S18M3-A1-0000](#) [MD100S18M5-A1-0000](#) [MD130S16M5-A1-0000](#) [MD160S16NM3-A1-0000](#)  
[MD160S18NM3-A1-0000](#) [MD130S08M3-A1-0000](#) [MD100S08M2-A1-0000](#)