


Schottky Barrier Rectifier

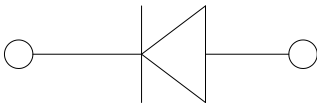


Features

- Guardring for overvoltage protection
- Low power loss
- Extremely fast switching
- High forward surge capability
- High frequency operation
- Solder dip 275 °C max. 7 s, per JESD 22-B106

Typical Applications

For use in low voltage high frequency inverters, freewheeling, DC/DC converters, and polarity protection applications.



Mechanical Data

- **Package:** DO-201AD(DO-27)
Molding compound meets UL 94 V-0 flammability rating, RoHS-compliant
- **Terminals:** Tin plated leads, solderable per J-STD-002 and JESD22-B102
- **Polarity:** Color band denotes the cathode end

■ Maximum Ratings (T_a=25°C Unless otherwise specified)

PARAMETER	SYMBOL	UNIT	SR320	SR340	SR360	SR3100	SR3150	SR3200
Device marking code			SR320	SR340	SR360	SR3100	SR3150	SR3200
Repetitive Peak Reverse Voltage	V _{RRM}	V	20	40	60	100	150	200
Average Rectified Output Current @60Hz sine wave, Resistance load, T _a (FIG.1)	I _o	A	3.0					
Forward Surge Current (Non-repetitive) @60Hz Half-sine wave, 1 cycle, T _a =25°C	I _{FSM}	A	80					
Storage Temperature	T _{stg}	°C	-55 ~+150					
Junction Temperature	T _j	°C	-55 ~+125			-55 ~+150		

■ Electrical Characteristics (T_a=25°C Unless otherwise specified)

PARAMETER	SYMBOL	UNIT	TEST CONDITIONS	SR320	SR340	SR360	SR3100	SR3150	SR3200
Maximum instantaneous forward voltage drop per diode	V _F	V	I _{FM} =3.0A	0.55		0.7	0.85		
Maximum DC reverse current at rated DC blocking voltage per diode	I _R	mA	T _a =25°C	0.2			0.1		
			T _a =100°C	20			5		
Typical junction capacitance	C _j	pF	Measured at 1MHZ and Applied Reverse Voltage of 4.0 V.D.C.	180	150	130	80		



SR320 THRU SR3200

■ Thermal Characteristics ($T_a=25^\circ\text{C}$ Unless otherwise specified)

PARAMETER	SYMBOL	UNIT	SR320	SR340	SR360	SR3100	SR3150	SR3200
Thermal Resistance	$R_{\theta J-A}$	$^\circ\text{C/W}$	30					

■ Ordering Information (Example)

PREFERRED P/N	PACKAGE CODE	UNIT WEIGHT(g)	MINIMUM PACKAGE(pcs)	INNER BOX QUANTITY(pcs)	OUTER CARTON QUANTITY(pcs)	DELIVERY MODE
SR320~SR3200	D1	Approximate 1.05	1250	1250	12500	Tape
SR320~SR3200	C1	Approximate 1.05	250	250	12500	Bulk

■ Characteristics (Typical)

FIG.1: I_o - T_a Curve

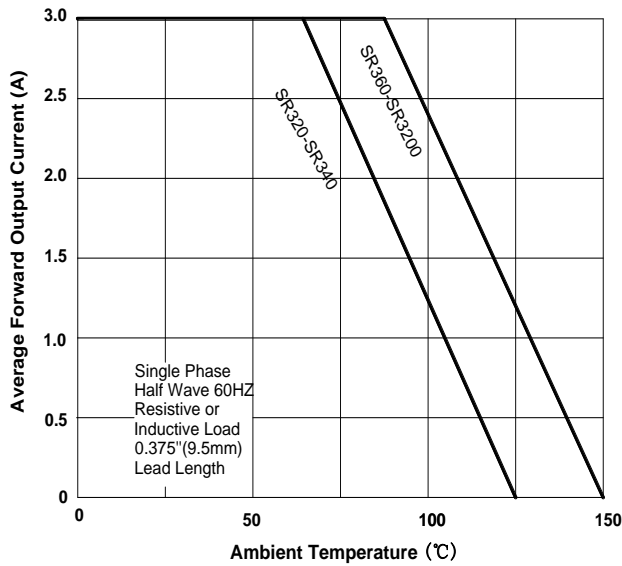


FIG.2: Forward Surge Current Capability

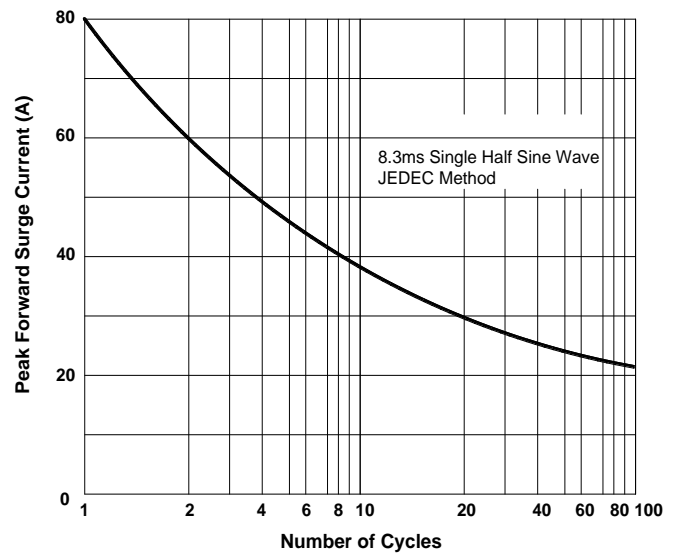


FIG.3: forward voltage

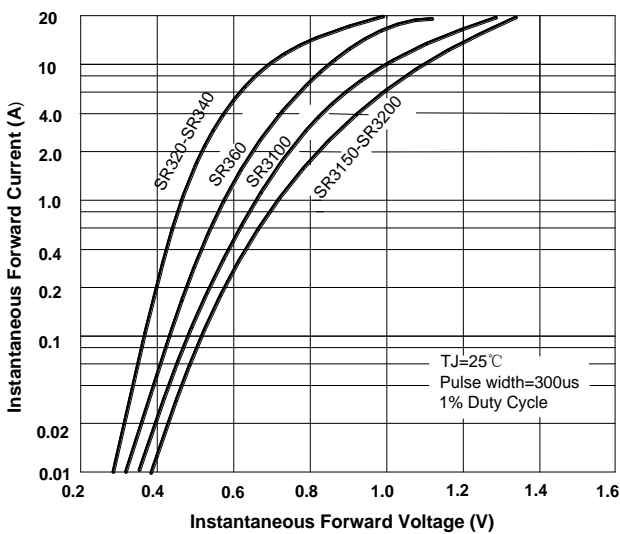
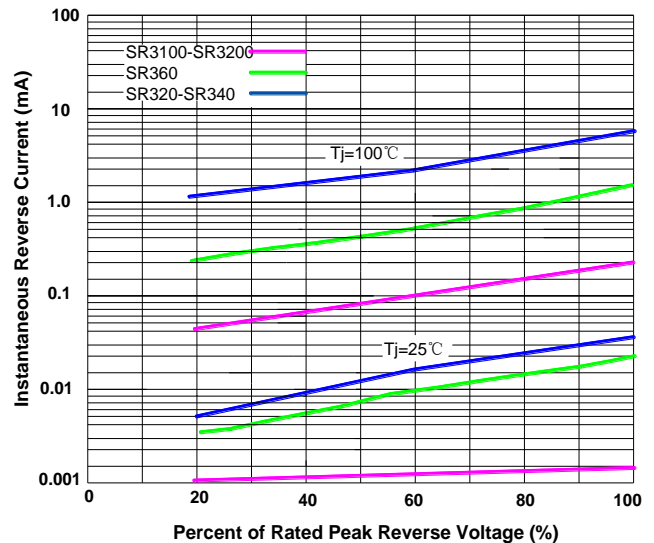
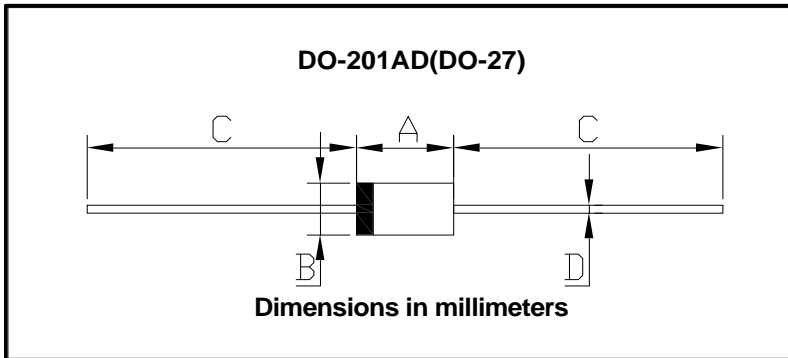


FIG.4: Typical Reverse Characteristics





■ Outline Dimensions



DO-201AD(DO-27)		
Dim	Min	Max
A	8.50	9.50
B	5.00	5.60
C	25.4	/
D	1.20	1.30



SR320 THRU SR3200

Disclaimer

The information presented in this document is for reference only. Yangzhou Yangjie Electronic Technology Co., Ltd. reserves the right to make changes without notice for the specification of the products displayed herein to improve reliability, function or design or otherwise.

The product listed herein is designed to be used with ordinary electronic equipment or devices, and not designed to be used with equipment or devices which require high level of reliability and the malfunction of which would directly endanger human life (such as medical instruments, transportation equipment, aerospace machinery, nuclear-reactor controllers, fuel controllers and other safety devices), Yangjie or anyone on its behalf, assumes no responsibility or liability for any damages resulting from such improper use of sale.

This publication supersedes & replaces all information previously supplied. For additional information, please visit our website [http:// www.21yangjie.com](http://www.21yangjie.com) , or consult your nearest Yangjie's sales office for further assistance.

X-ON Electronics

Largest Supplier of Electrical and Electronic Components

Click to view similar products for [Schottky Diodes & Rectifiers](#) category:

Click to view products by [Yangjie](#) manufacturer:

Other Similar products are found below :

[CUS06\(Te85L,Q,M\)](#) [MA4E2039](#) [D1FH3-5063](#) [MBR0530L-TP](#) [MBR10100CT-BP](#) [MBR30H100MFST1G](#) [MMBD301M3T5G](#) [PMAD1103-LF](#) [PMAD1108-LF](#) [RB160M-50TR](#) [RB520S-30](#) [RB551V-30](#) [DD350N18K](#) [DZ435N40K](#) [DZ600N16K](#) [BAS16E6433HTMA1](#) [BAS 3010S-02LRH E6327](#) [BAT 54-02LRH E6327](#) [IDL02G65C5XUMA1](#) [NSR05F40QNXT5G](#) [NSVR05F40NXT5G](#) [JANS1N6640](#) [SB07-03C-TB-H](#) [SB1003M3-TL-W](#) [SBAT54CWT1G](#) [SBM30-03-TR-E](#) [SBS818-TL-E](#) [SK32A-LTP](#) [SK33A-TP](#) [SK34A-TP](#) [SK34B-TP](#) [SMD1200PL-TP](#) [ACDBN160-HF](#) [SS3003CH-TL-E](#) [STPS30S45CW](#) [PDS3100Q-7](#) [GA01SHT18](#) [CRS10I30A\(Te85L,QM\)](#) [MBR1240MFST1G](#) [MBRB30H30CT-1G](#) [BAS28E6433HTMA1](#) [BAS 70-02L E6327](#) [HSB123JTR-E](#) [JANTX1N5712-1](#) [VS-STPS40L45CW-N3](#) [DD350N12K](#) [SB007-03C-TB-E](#) [SB10015M-TL-E](#) [SB1003M3-TL-E](#) [SK110-LTP](#)