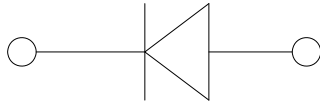


Surface Mount Ultra Fast Recovery Rectifier



Features

- Low profile package
- Ideal for automated placement
- Glass passivated chip junction
- High forward surge capability
- Super Fast reverse recovery time
- Meets MSL level 1, per J-STD-020, LF maximum peak of 260 °C

Typical Applications

For use in high frequency rectification of power supplies, inverters, converters, and freewheeling diodes for consumer, and telecommunication.

Mechanical Data

- **Package:** DO-214AC (SMA)
Molding compound meets UL 94 V-0 flammability rating, RoHS-compliant, halogen-free
- **Terminals:** Tin plated leads, solderable per J-STD-002 and JESD22-B102
- **Polarity:** Cathode line denotes the cathode end

■ Maximum Ratings (T_a=25°C Unless otherwise specified)

PARAMETER	SYMBOL	UNIT	UG2AA	UG2BA	UG2CA	UG2DA	UG2FA	UG2GA	UG2HA	UG2JA
Device marking code			UG2AA	UG2BA	UG2CA	UG2DA	UG2FA	UG2GA	UG2HA	UG2JA
Repetitive peak reverse voltage	VRRM	V	50	100	150	200	300	400	500	600
Average rectified output current @60Hz sine wave, Resistance load, TL (FIG.1)	I _O	A	2.0							
Surge(non-repetitive) forward current @ 60Hz Half-sine wave,1 cycle, T _a =25°C	I _{FSM}	A	50							
Storage temperature	T _{stg}	°C	-55 ~ +150							
Junction temperature	T _j	°C	-55 ~ +150							

■ Electrical Characteristics (T_a=25°C Unless otherwise specified)

PARAMETER	SYMBOL	UNIT	TEST CONDITIONS	UG2AA	UG2BA	UG2CA	UG2DA	UG2FA	UG2GA	UG2HA	UG2JA	
Maximum instantaneous forward voltage drop per diode	V _F	V	I _F M=2.0A	0.92				1.25		1.7		
Maximum reverse recovery time	T _{RR}	ns	I _F =0.5A, I _R =1.0A, I _r =0.25A	25							35	
Maximum DC reverse current at rated DC blocking voltage per diode@ VRM=VRRM	I _{RRM}	μA	T _a =25°C	5								
			T _a =125°C	50								



UG2AA THRU UG2JA

■ Thermal Characteristics (T_a=25°C Unless otherwise specified)

PARAMETER	SYMBOL	UNIT	UG2AA	UG2BA	UG2CA	UG2DA	UG2FA	UG2GA	UG2HA	UG2JA
Typical Thermal Resistance	R _{θJ-A}	°C/W	75 ¹⁾							
	R _{θJ-L}	°C/W	20 ¹⁾							

Note

(1) Thermal resistance from junction to ambient and from junction to lead mounted on P.C.B. with 0.2" x 0.2" (5.0 mm x 5.0 mm) copper pad areas

■ Characteristics (Typical)

FIG.1: I_o-T_L Curve

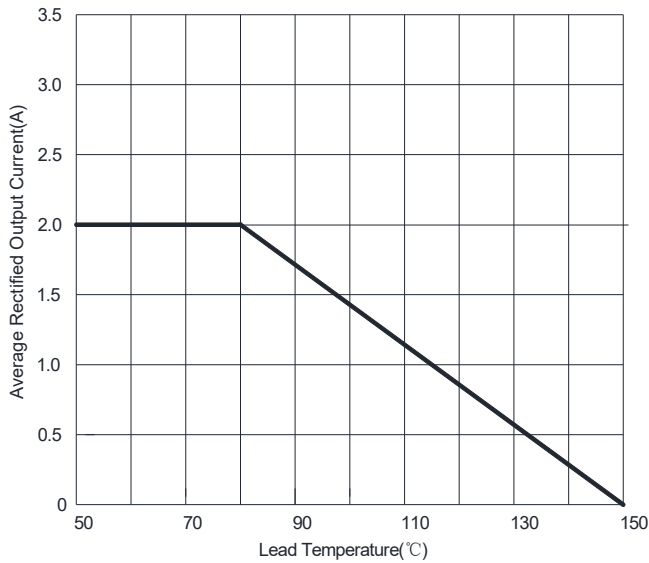


FIG2: Surge Forward Current Capability

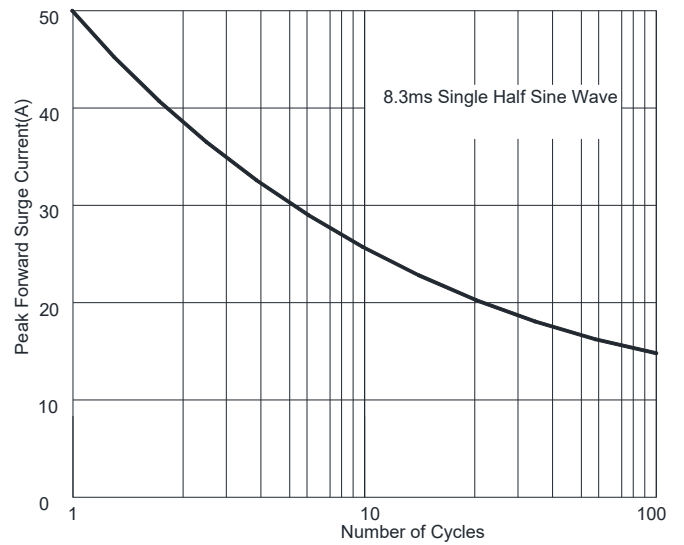


FIG.3: Typical Forward Characteristics

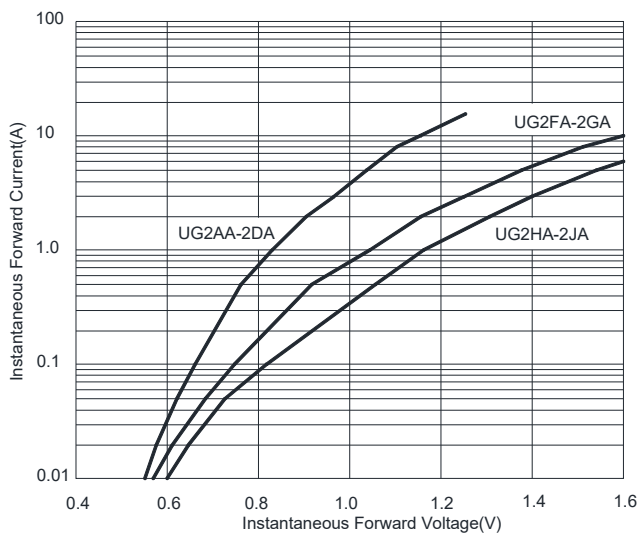
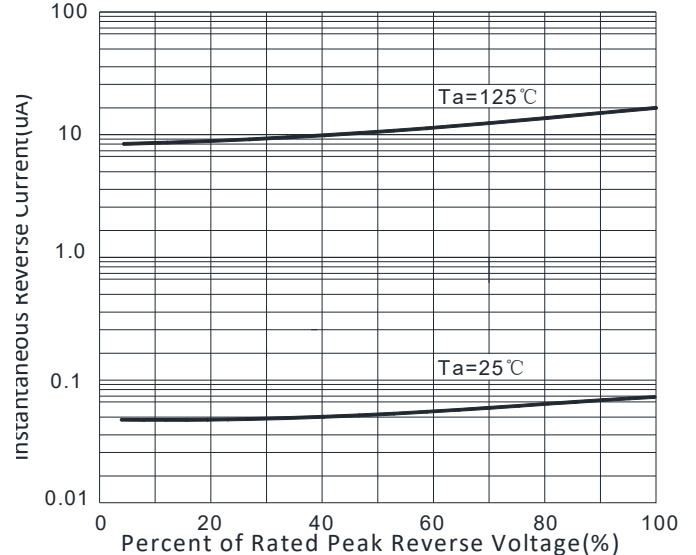


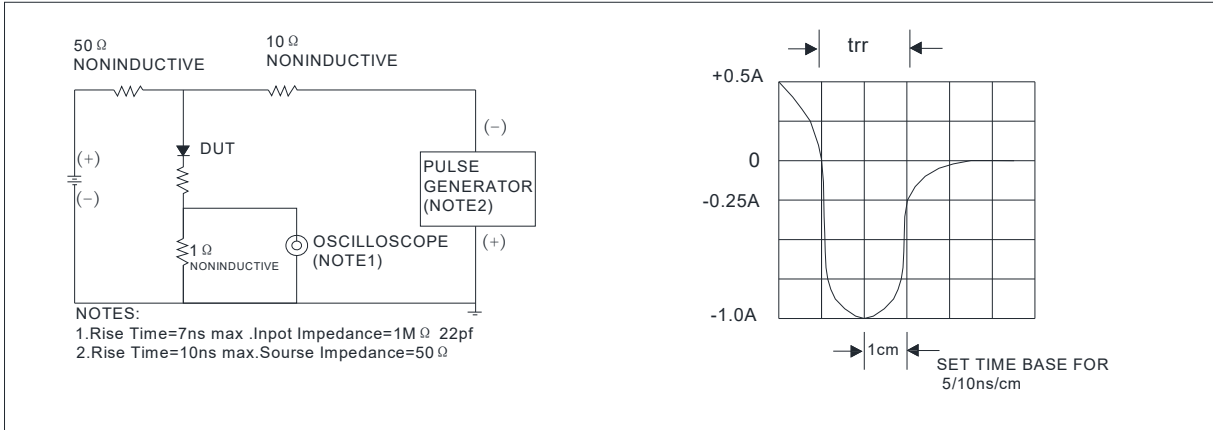
FIG4: Typical Reverse Characteristics





UG2AA THRU UG2JA

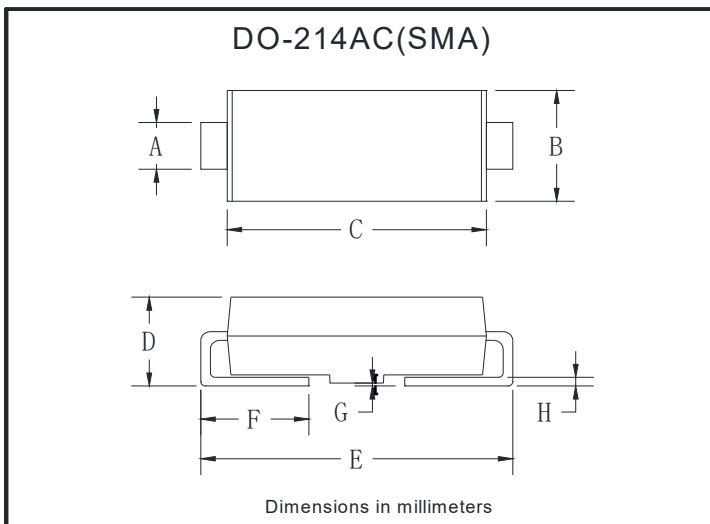
FIG.5: Diagram of circuit and Testing wave form of reverse recovery time



Ordering Information (Example)

PREFERRED P/N	PACKAGE CODE	UNIT WEIGHT(g)	MINIMUM PACKAGE(pcs)	INNER BOX QUANTITY(pcs)	OUTER CARTON QUANTITY(pcs)	DELIVERY MODE
UG2AA- UG2JA	F1	Approximate 0.059	5000	10000	80000	13" reel
UG2AA- UG2JA	F2	Approximate 0.059	7500	15000	120000	13" reel
UG2AA- UG2JA	F3	Approximate 0.059	7500	15000	60000	13" reel
UG2AA- UG2JA	F4	Approximate 0.059	1800	7200	57600	7" reel
UG2AA- UG2JA	F5	Approximate 0.059	2000	8000	64000	7" reel
UG2AA- UG2JA	F6	Approximate 0.059	5000	10000	100000	13" reel

Outline Dimensions

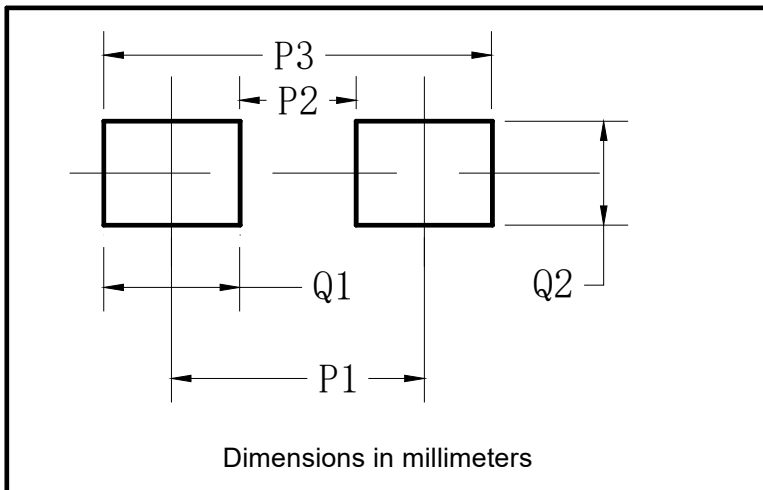


DO-214AC(SMA)		
Dim	Min	Max
A	1.25	1.58
B	2.40	2.83
C	4.25	4.75
D	1.90	2.30
E	4.93	5.28
F	0.76	1.41
G	0.08	0.20
H	0.15	0.31



UG2AA THRU UG2JA

■ Suggested Pad Layout



DO-214AC(SMA)	
Dim	Millimeters
P1	4.00
P2	1.50
P3	6.50
Q1	2.50
Q2	1.70



UG2AA THRU UG2JA

Disclaimer

The information presented in this document is for reference only. Yangzhou Yangjie Electronic Technology Co., Ltd. reserves the right to make changes without notice for the specification of the products displayed herein to improve reliability, function or design or otherwise.

The product listed herein is designed to be used with ordinary electronic equipment or devices, and not designed to be used with equipment or devices which require high level of reliability and the malfunction of which would directly endanger human life (such as medical instruments, transportation equipment, aerospace machinery, nuclear-reactor controllers, fuel controllers and other safety devices), Yangjie or anyone on its behalf, assumes no responsibility or liability for any damages resulting from such improper use of sale.

This publication supersedes & replaces all information previously supplied. For additional information, please visit our website [http:// www.21yangjie.com](http://www.21yangjie.com) , or consult your nearest Yangjie's sales office for further assistance.

X-ON Electronics

Largest Supplier of Electrical and Electronic Components

Click to view similar products for [Rectifiers](#) category:

Click to view products by [Yangjie](#) manufacturer:

Other Similar products are found below :

[70HFR40](#) [FR105 R0](#) [RL252-TP](#) [1N5397](#) [1N4005-TR](#) [1N4007-BP](#) [UFS120Je3/TR13](#) [20ETS12S](#) [RRE02VS6SGTR](#) [MS306](#) [A1N5404G-G](#)
[CRF02\(T5L,TEMQ\)](#) [ACGRB207-HF](#) [CLH07\(TE16L,Q\)](#) [CLH03\(TE16L,Q\)](#) [1N5395-TP](#) [UES1302](#) [ACGRC307-HF](#) [ACEFC304-HF](#) [DZ-](#)
[1380](#) [85HFR60](#) [40HFR60](#) [70HF120](#) [85HFR80](#) [SCF7500](#) [SM100](#) [ACGRA4001-HF](#) [SKN70/08](#) [NTE5819](#) [NTE5827](#) [NTE5828](#) [NTE5911](#)
[NTE5915](#) [NTE6104](#) [NTE6163](#) [NTE6164](#) [NTE6165](#) [NTE6364](#) [TSD3G](#) [SET130312](#) [NRVUS110VT3G](#) [UES1106](#) [UES1306](#)
[NRVUS240VT3G](#) [D5FE60-5063](#) [R4000GPS-TP](#) [D4015L56TP](#) [UES1306HR2](#) [FX20K120](#) [D20XB60-7101](#)