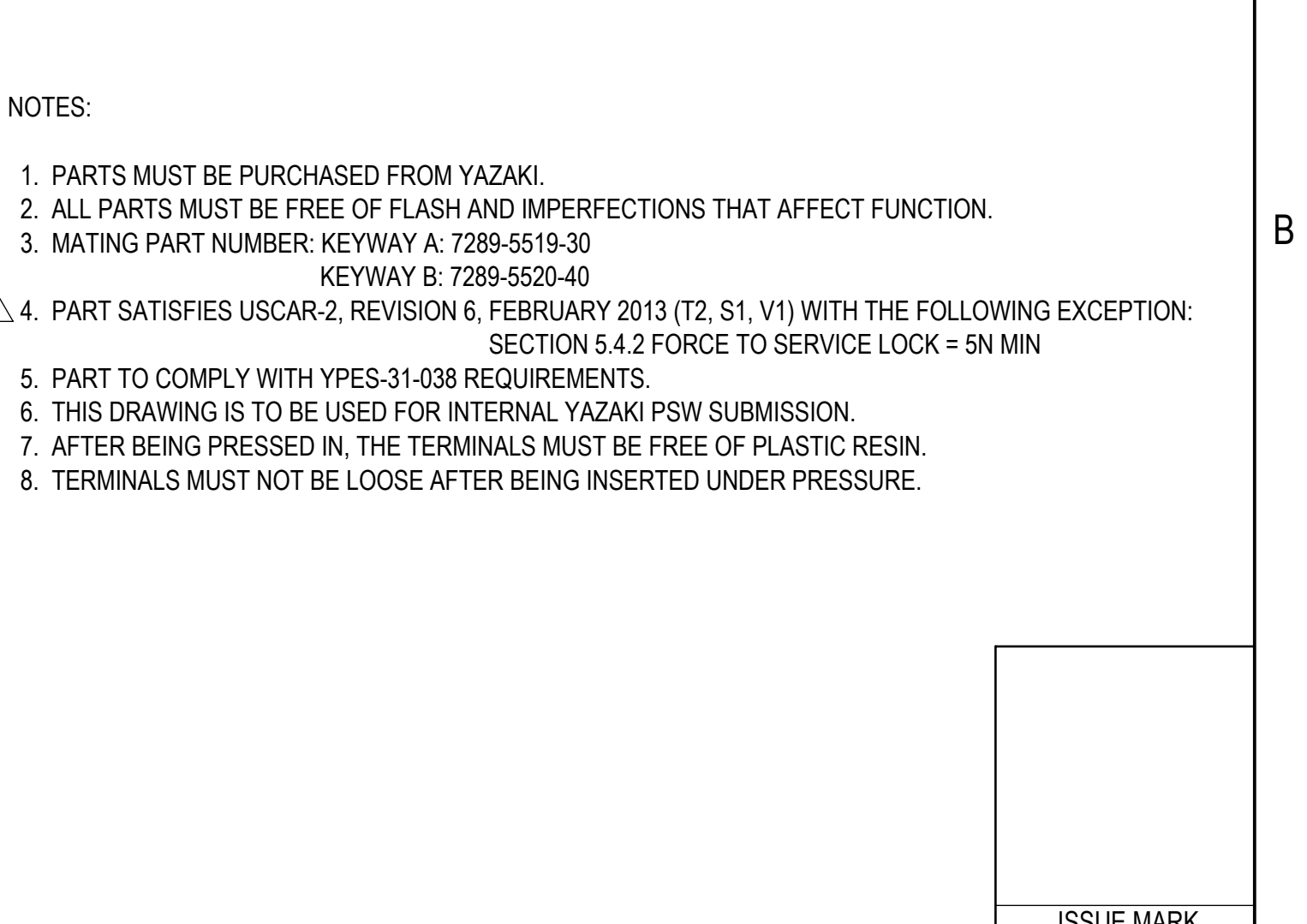
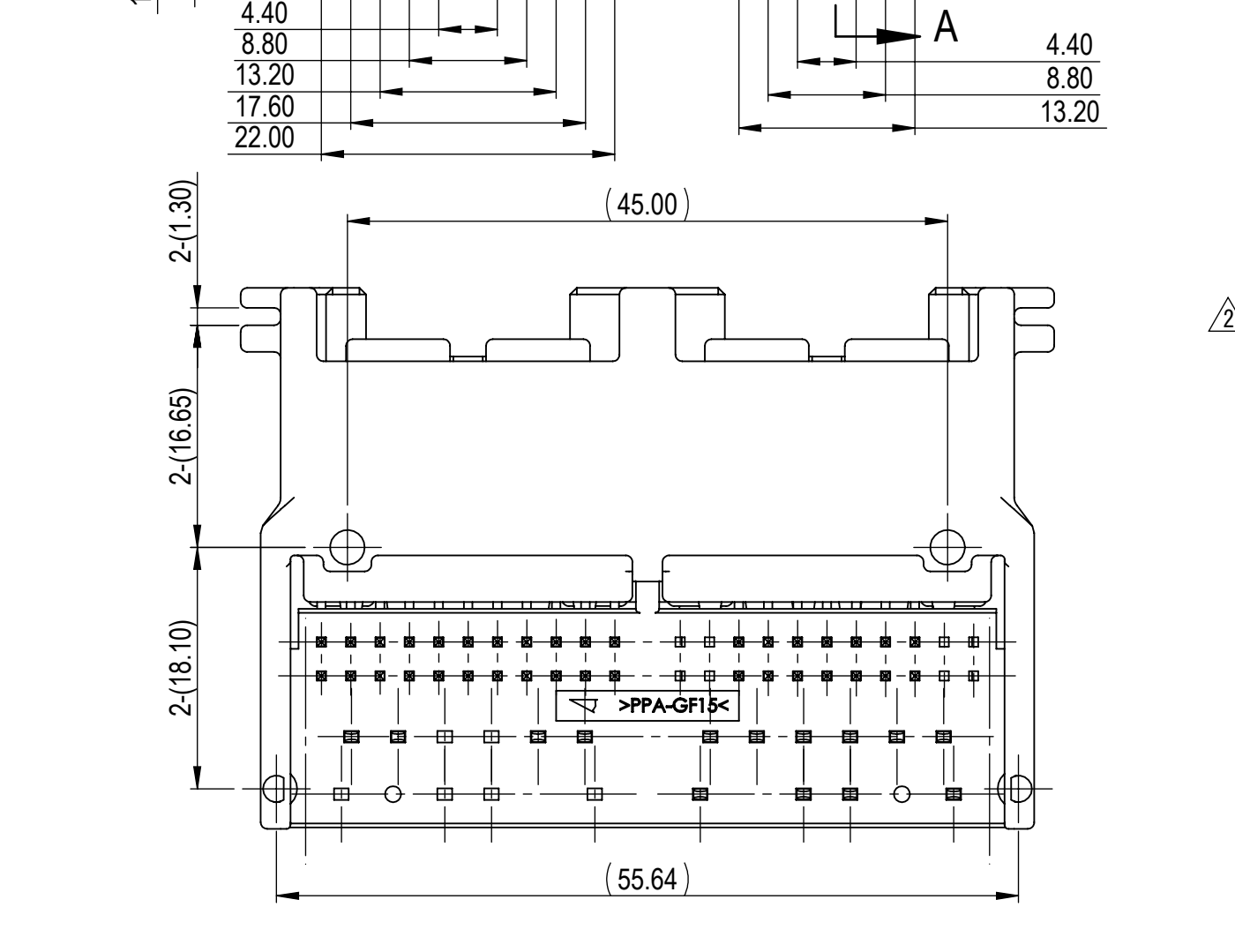
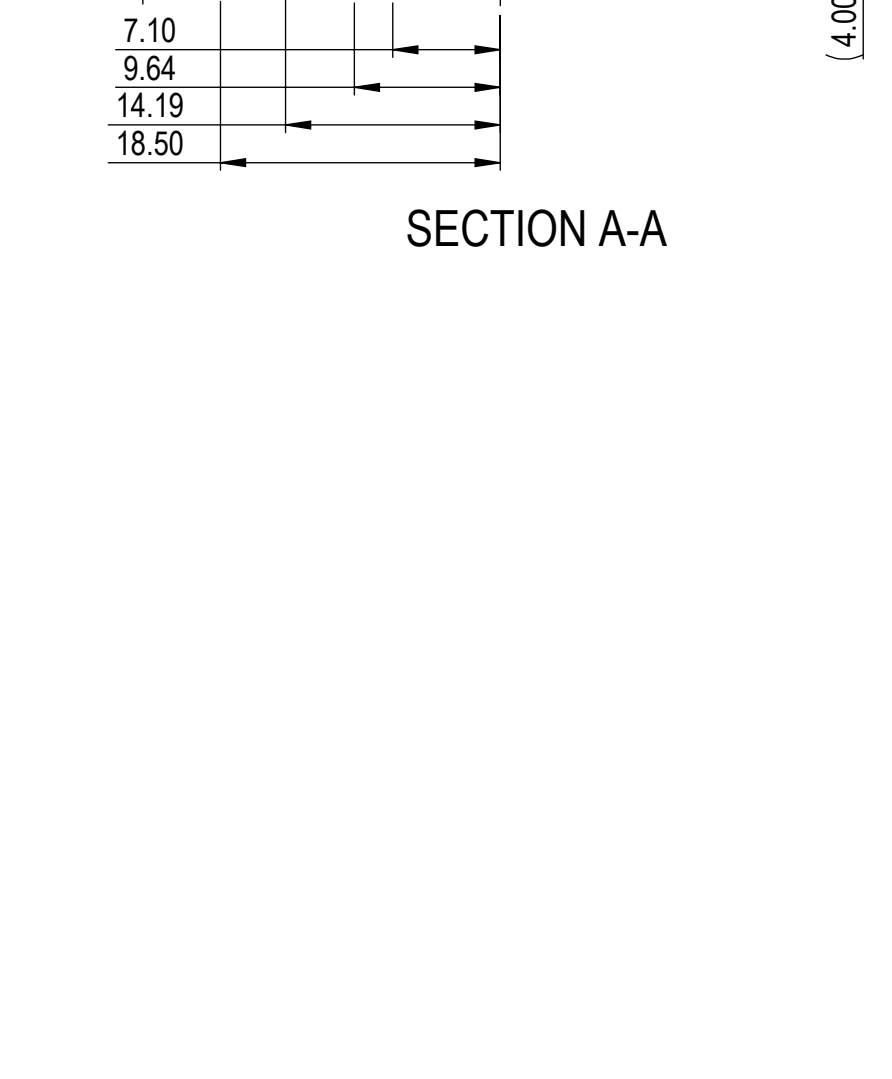


ASSEMBLY PART NUMBER	NO.	PART NUMBER	PART NAME	MATERIAL	COLOR	QUANTITY
TABLE 1 SEE TABLE 2	①	7188-5518-30	64P (4 X 2.8) + (16 X 1.5) + (44 X 0.64) MALE HEADER HOUSING	PPA-GF	BLACK	1
	②	7172-1131-30	64P (4 X 2.8) + (16 X 1.5) + (44 X 0.64) MALE HEADER ALIGNMENT PLATE	PPA-GF	BLACK	1
	③	7195-0543-02	2.8 PCB MALE TERMINAL LEAD COMPLIANT	COPPER ALLOY	N/A	2
	④	7195-0541-02	1.5 PCB MALE TERMINAL LEAD COMPLIANT	COPPER ALLOY	N/A	2
	⑤	7195-0542-02	1.5 PCB MALE TERMINAL LEAD COMPLIANT	COPPER ALLOY	N/A	10
	⑥	7195-0539-02	0.64 PCB MALE TERMINAL LEAD COMPLIANT	COPPER ALLOY	N/A	18
	⑦	7195-0540-02	0.64 PCB MALE TERMINAL LEAD COMPLIANT	COPPER ALLOY	N/A	18

ASSEMBLY PART NUMBER	TRAY PART NUMBER
7288-5518-30	TF-026313-YNA (STANDARD TRAY)
7288-9642-30	TF-030569-YNA (HARMAN TRAY)
7225-4400-30	STANDARD TRAY WITH DESICCANT
7225-4401-30	HARMAN TRAY WITH DESICCANT



- NOTES:
- PARTS MUST BE PURCHASED FROM YAZAKI.
  - ALL PARTS MUST BE FREE OF FLASH AND IMPERFECTIONS THAT AFFECT FUNCTION.
  - MATING PART NUMBER: KEYWAY A: 7289-5519-30  
KEYWAY B: 7289-5520-40
  - PART SATISFIES USCAR-2, REVISION 6, FEBRUARY 2013 (T2, S1, V1) WITH THE FOLLOWING EXCEPTION:  
SECTION 5.4.2 FORCE TO SERVICE LOCK = 5N MIN
  - PART TO COMPLY WITH YPES-31-038 REQUIREMENTS.
  - THIS DRAWING IS TO BE USED FOR INTERNAL YAZAKI PSW SUBMISSION.
  - AFTER BEING PRESSED IN, THE TERMINALS MUST BE FREE OF PLASTIC RESIN.
  - TERMINALS MUST NOT BE LOOSE AFTER BEING INSERTED UNDER PRESSURE.

DATE	REVISION RECORD	NO.	CHKD
02-01-2019	CORRECTED PART NUMBER	C19-A087	I.M.
01-14-2019	ADDED DISECCANT CONFIGURATIONS & REVISED NOTE	C19-A037	I.M.
11-14-2017	ADDED TRAY OPTIONS	C17-AB84	D.Z.
09-29-2016	NEW	C16-A687	D.Z.

10MAX	50MAX	100MAX	250MAX	250OVR	R5 MAX	R10 MAX	R20 MAX	R20 OVR	ANGLE	ECCENT
±0.15	±0.2	±0.3	±0.5	±0.75					±3°	0.1
±0.2	±0.3	±0.55	±0.95	±1.4	±0.2	±0.3	±0.5	±2.5	±3°	0.1
±0.3	±0.5	±0.8	±1.4	±2					±3°	0.15

CUSTOMER PART NO.	CUSTOMER DWG NO.	MATL SPEC.	SEE TABLE	TREAT. & FIN.	N/A
OFFICE YNA	TRIAL PART NO.	NAME 50P [(2 x 2.8) + (12 x 1.5) + (36 x 0.64)]			
VENDOR	VENDOR NO.	MALE HEADER ASSEMBLY			
DWG TYPE R	DWG SOURCE 7288-5518-30-M	DWG DATE 09-29-2016	UNIT mm	SCL 2/1	ANGLE 3
APPROVED	CHECKED	CHECKED	DESIGN	DRAWN	PART NO. 7288-5518-30, ETC.
			JACKSON	ISABEL	DWG NO. 7288-5518-30-R
			MATHESON	MUNIZ	SET DWG NO.
			02-23-2015	02-01-2019	YAZAKI CORPORATION

10MAX	50MAX	100MAX	250MAX	250OVR	R5 MAX	R10 MAX	R20 MAX	R20 OVR	ANGLE	ECCENT	MASS
±0.15	±0.2	±0.3	±0.5	±0.75					±3°	0.1	(24.83)g
±0.2	±0.3	±0.55	±0.95	±1.4	±0.2	±0.3	±0.5	±2.5	±3°	0.1	
±0.3	±0.5	±0.8	±1.4	±2					±3°	0.15	

ISSUE MARK

## X-ON Electronics

Largest Supplier of Electrical and Electronic Components

*Click to view similar products for [Headers & Wire Housings](#) category:*

*Click to view products by [Yazaki](#) manufacturer:*

Other Similar products are found below :

[892-18-020-10-001101](#) [0010894062](#) [0010977306](#) [0015477636](#) [0015917161](#) [0022104068](#) [0022121042](#) [0022155065](#) [0022281023](#) [57102-F02-18ULF](#) [58102-G61-06LF](#) [582553-1](#) [0015911208](#) [01.001.5753.1](#) [0022285048](#) [0050291907](#) [02.125.8002.8](#) [CSU011177004](#) [622-0430](#) [622-3653LF](#) [63453-116](#) [636-1030](#) [636-1427](#) [636-3427](#) [636-4007](#) [641938-9](#) [65495-038](#) [65692-001LF](#) [65781-018](#) [65781-047](#) [65817-010LF](#) [65817-015LF](#) [67095-007LF](#) [67601157](#) [68631-112](#) [68645-018](#) [699319-000](#) [70.362.1628.0](#) [70-4210](#) [70-4226B](#) [70-4853B](#) [707-5028](#) [71.350.2428.0](#) [733-134](#) [733-162](#) [760-3052](#) [MHR-64-VUAL](#) [80.063.4001.1](#) [800-90-001-10-001000](#) [801-43-002-10-013000](#)