



深圳市业展电子有限公司

# 承认书

## SPECIFICATION FOR APPROVAL

客户名称

Customer Name \_\_\_\_\_

客户料号

Customer P/N \_\_\_\_\_

产品名称

Product Name

Alloy Shunt Resistors – ASR Series

产品规格

Product Type

ASR-M-3-0.45G

申请承认日期

Apply Date

2020-07-07

版本

REV. \_\_\_\_\_

供货商属性 代理商

Vendor Type

Agency

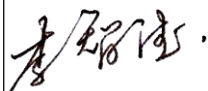
制造商 深圳市业展电子有限公司

Manufacturer: Shenzhen Yezhan Electronics

Co., Ltd

Note: 禁止使用 1 级环境管理物质.遵守 ACBEL"环境管理物质规范"中所要求之含量标准.

Banned use of hazardous substances of level 1; Comply with "Specification for Hazardous Substances and Materials Management" of ACBEL

供货商印鉴 Vendor Stamp	APPROVED	CHECKED	PREPARED	承认印鉴 Stamp
			邓小辉	

Mainland China: 深圳市业展电子有限公司

Shenzhen Yezhan Electronics Co., Ltd.

Add: 深圳市龙华新区观澜街道办横坑河东村 440 号 6-7 栋

Building 6<sup>th</sup>-7<sup>th</sup>, Rongchang Industry Zone, Longhua

New District, Shenzhen City, P.R.China

Tel: 0086-755-26517682 ext:8018 Fax: 0086-755-29500756

Mobile:0086-18926048203

E-mail: caixiaojuan@yezhan.com.cn

标准书名 Classification 承认书 Specification	Spec No.	YZ-QR-EN-007
品 名 : 分流贴片电阻器 ASR Series Product Name: Alloy Shunt Resistors	Version	1.5
	Page	5-2

## 1. 一般事项 General

### 1.1 适用范围 Scope

本承认书适用于深圳市业展电子有限公司 制造之[分流贴片电阻器]。

This specification is available for Alloy Shunt Resistors manufactured by

Shenzhen Yezhan Electronics Co., Ltd.

### 1.2 品质 Quality

本电阻器的制造系经高质量管理程序, 并具有高信赖性的质量保证, 且符合 RoHS 和无卤要求。

The resistor is manufactured by highly quality-controlled process and guaranteed high reliability,

it meets RoHS & Halogen-Free requirement.

### 1.3 标准试验状态 Standard measuring conditions

温度  $20 \pm 2^\circ\text{C}$ 、湿度  $65 \pm 5\%$ 。

但在温度  $5 \sim 35^\circ\text{C}$ 、湿度  $45 \sim 85\%$ 之情况下, 仍可给予判定。

Temperature  $20 \pm 2^\circ\text{C}$ , Humidity  $65 \pm 5\%$ .

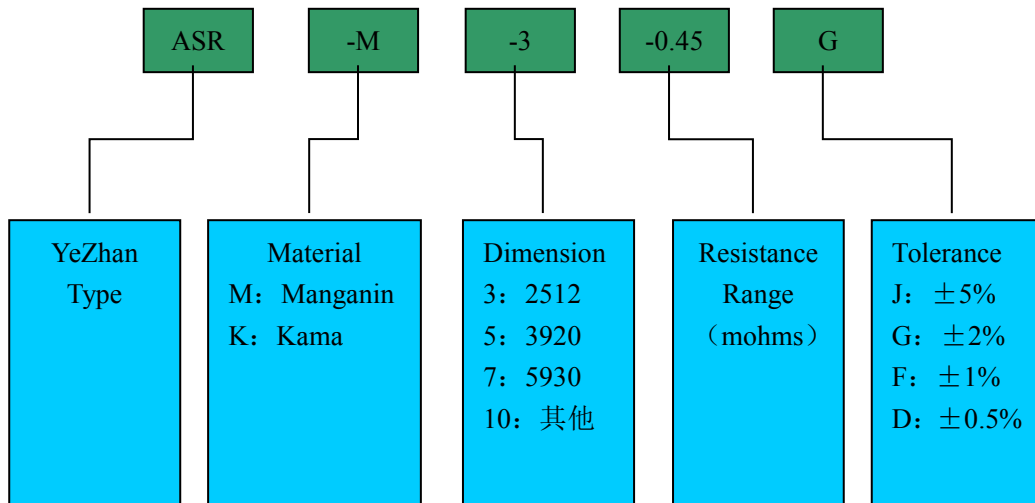
Being no doubt about the judgment, measurements can be made within the following Temperature

$5 \sim 35^\circ\text{C}$ , Humidity  $45 \sim 85\%$ .

### 1.4 形名 (例) Type designation (example)

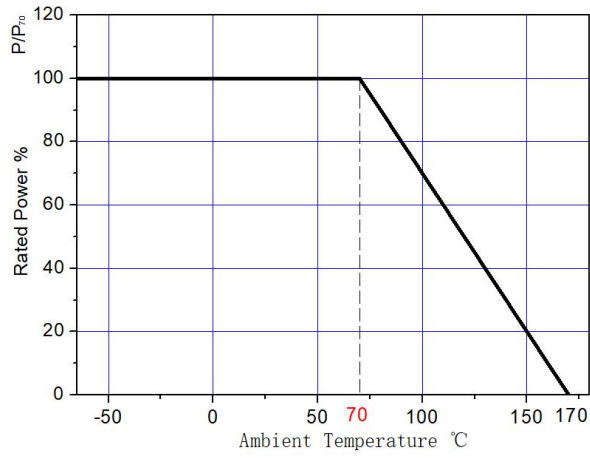
依使用种类、材料、规格、形状、公称电阻值、电阻值容许差而区别, 其构造如下:

The type designation shall be in the following form and as specified.

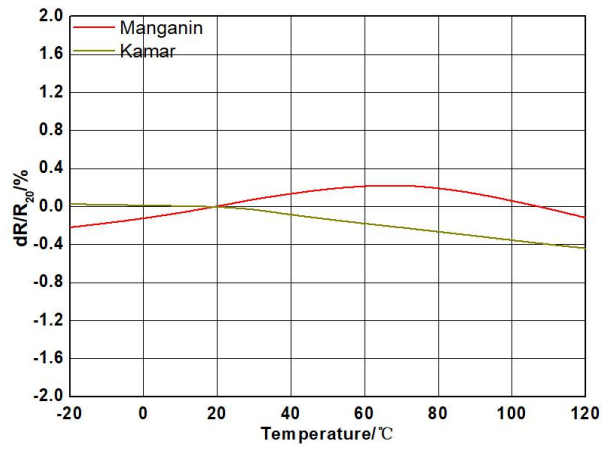


标准书名 Classification 承认书 Specification	Spec No.	YZ-QR-EN-007
品 名 : 分流贴片电阻器 ASR Series Product Name: Alloy Shunt Resistors	Version	1.5
	Page	5-3

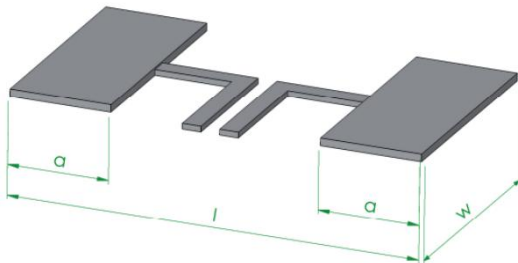
### 1.5 功率曲线 Power Derating



### 1.6 温度系数曲线 TCR Derating



### 1.7 推荐焊盘尺寸 Recommended Solder Pad Layout



PCB	l	w	a
2512	7	3.4	1.8
3920	11	6.2	2.7
5930	16	8.75	5.2

标准书名 Classification 承认书 Specification	Spec No.	YZ-QR-EN-007
品名：分流贴片电阻器 ASR Series Product Name: Alloy Shunt Resistors	Version	1.5
	Page	5-4

1.8 外形 External

项目 Item	参数 Parameters
图 解 Drawing	<p>The drawing shows two views of the resistor. The top view is a rectangle with a central grey area and two orange side areas. Dimensions include W (total width), A (height), and T (width of the central grey area). The side view shows the profile of the resistor with dimensions h (height of the central part), D1 (height of the left side), and D2 (height of the right side). A note '1.0max' is shown on the right side of the side view.</p>
W	6.3mm±0.2mm
A	3.1mm±0.3mm
T	1.2mm±0.2mm
h	0.5±0.1mm
D1	1.0±0.1mm
D2	1.0±0.1mm
阻 值	0.45mΩ±2%
额定功率	3W
使用温度	-65℃~170℃

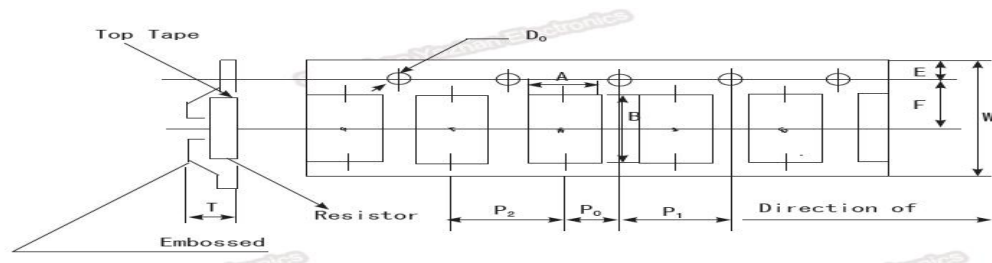
标准书名 Classification 承认书 Specification	Spec No.	YZ-QR-EN-007
品名：分流贴片电阻器 ASR Series	Version	1.5
Product Name: Alloy Shunt Resistors	Page	5-5

## 2 应用范围 Applications

- 混合应用的电源电流传感器 Current sensor for power hybrid applications
- 变频器 Frequency converters
- 电源模块 Power modules
- 通讯系统 Communication system
- 自动化控制电源 Automatic control power supply
- 汽车市场的高电流应用 High current applications for the automotive market
- 体系认证 IATF16949

## 3 包装 Packaging

### Embossed plastic Tape Specifications



Unit: mm

Size	A	B	W	E	F	P <sub>0</sub>	P <sub>1</sub>	P <sub>2</sub>	D <sub>0</sub>	T	Quantity
2512	4.3	7.6	16	1.55	7.5	3.85	7.7	7.7	1.50	1.7	1000
3920	6	11	24	1.55	11.2	6	12	12	1.50	2.0	2500
5930	8.6	16	24	1.55	10.8	6	12	12	1.50	2.4	2000

## 4 工作特性 Performance Data

Items	Additional Requirements	Reference	Limits
Temperature Cycling	1000 Cycles(-55°C to +125°C) Measurement at 24±2hours after test conclusion	JESD22 Method JA-104	±0.5%
High Temperature Exposure	1000hrs.@T=125°C.Unpowered. Measurement at 24±2hours after test conclusion	MIL-STD-202 Method 108	±1%
Biased Humidity	1000hrs 85°C/85%RH. Note: Specified conditions: 10% of operating power. Measurement at 24±2hours after test conclusion	MIL-STD-202 Method 103	±0.5%
Operational Life	Condition D Steady State TA=125°C at rated power. Measurement at 24±2hours after test conclusion	MIL-STD-202 Method 108	±1%
Solderability	245°C±5°C,5s+0.5s/-0	J-STD-002C	95% Coverage Min
Resistance to Soldering Heat	260°C±5°C, 10s±1s Measurement at 24±2hours after test conclusion	MIL-STD-202 Method 210	±0.5%
Short Time Overload	5×Rated power for 5 s Measurement at 24±2hours after test conclusion	MIL-STD-202 Method 301	±0.5%

## X-ON Electronics

Largest Supplier of Electrical and Electronic Components

*Click to view similar products for [yezhan](#) manufacturer:*

Other Similar products are found below :

[H5-15-50F-t3](#) [YLR12-3-30F-W](#) [SBH-M-R0005F](#) [ASR-M-3-0.45G](#) [ASR-F-5-4J-t](#) [YLR28-4-6F-W](#) [FHR-M-0.1F-8518-t3](#) [H3-15.24-5F-t](#)  
[ASR-M-5-1.2F](#) [SBB-M-0.2F-y-t](#) [YLR17-5-20F](#) [UBH-U-100-30F-t-X1](#) [ASR-F-7-4F](#) [J3-10-6F](#) [Y115-11-7.5J-t](#) [ASR-M-5-0.82F](#) [SBB-M-1F-n-](#)  
[t2](#) [YLR28-4-25F-W](#) [SBH-M-R0003F](#) [J5-10-25F](#) [ASR-F-5-3J-t](#) [USR-U-50-75F-X1](#) [YLR12-3-35F-W](#) [YLR12-3-40F-W](#) [USR-U-100-50F-t4-](#)  
[X1-W](#) [H3-20-5F](#) [H3-15-5F-y-t2](#) [ASR-K-5-1J-t](#) [T115-24-4](#) [Y110-15-28J](#) [SBB-M-0.3F-y-t5](#) [ASR-M-7-0.7F](#) [YLR12-3-9F](#) [ACR-11.3-7F](#)  
[ASR-K-5-2.5F](#) [YLR17-5-10D](#) [SBB-K-10F-t-y1](#) [UBH-U-80-40F-W](#) [UBH-U-45-45F-X1-W](#) [UBH-U-80-60F-t-W](#) [UBH-U-80-40J-W](#) [SBH-K-](#)  
[R003F](#) [ASR-M-5-0.2J-t2](#) [ASR-K-3-4F](#) [YLR17-5-15F](#) [YLR17-5-10F](#) [ASR-K-5-5F](#) [Jm9-20-10F](#) [ASR-K-7-2.5F](#) [ASR-K-3921-1F](#)