



深圳市业展电子有限公司

承认书

SPECIFICATION FOR APPROVAL

客户名称

Customer Name _____

客户料号

Customer P/N _____

产品名称

Product Name Shunt Resistors - UBH Series

产品规格

Product Type UBH-U-80-40F-X1

申请承认日期

版本

Apply Date 2020-09-12 REV. _____

供货商属性 代理商 _____ 制造商 深圳市业展电子有限公司

Vendor Type Agency

Manufacturer

Note: 禁止使用 1 级环境管理物质.遵守 ACBEL"环境管理物质规范"中所要求之含量标准.

Restrict use of hazardous substances of level 1; Comply with "Specification for Hazardous Substances and Materials Management" of ACBEL

供货商印鉴 Vendor Stamp	APPROVED	CHECKED	PREPARED	承认印鉴 Stamp
			邓小辉	

Mainland China: 深圳市业展电子有限公司

Shenzhen Yezhan Electronics Co., Ltd.

Add: 深圳市龙华区环观中路荣倡工业园 7 栋 4 楼

Tel: 0755-26517682 Fax: 0755-83918284

E-mail: yezhan@yezhan.com.cn

标准书名 Classification 承认书 Specification	Spec No.	YZ-QR-EN-007
品 名 : 分流电阻器 UBH Series Product Name: Alloy Shunt Resistors	Version	1.5
	Page	4-1

1. 一般事项 General

1.1 适用范围 Scope

本承认书适用于深圳市业展电子有限公司 制造之[U型分流电阻器]。

This specification is available for Alloy Shunt Resistors

manufactured by

Shenzhen Yezhan Electronics Co., Ltd.

1.2 品质 Quality

本电阻器的制造系经高质量管理程序, 并具有高信赖性的质量保证, 且符合 RoHS 和无卤要求。

The resistor is manufactured by highly quality-controlled process and guaranteed high reliability,

it meets RoHS & Halogen-Free requirement.

1.3 标准试验状态 Standard measuring conditions

温度 $20 \pm 2^{\circ}\text{C}$ 、湿度 $65 \pm 5\%$ 。

但在温度 $5 \sim 35^{\circ}\text{C}$ 、湿度 $45 \sim 85\%$ 之情况下, 仍可给予判定。

Temperature $20 \pm 2^{\circ}\text{C}$, Humidity $65 \pm 5\%$.

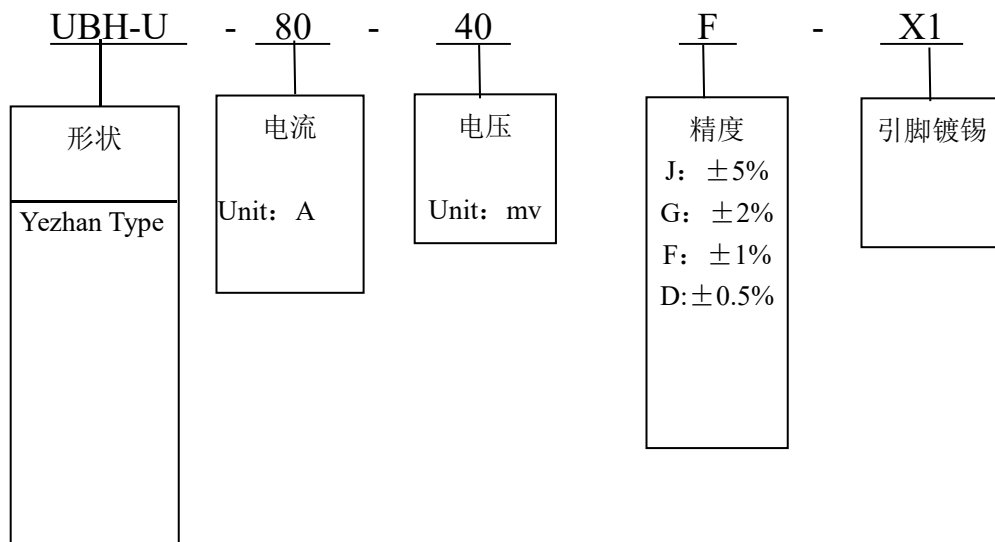
Being no doubt about the judgment, measurements can be made within the following Temperature

$5 \sim 35^{\circ}\text{C}$, Humidity $45 \sim 85\%$.

1.4 形名 (例) Type designation (example)

依使用种类、线径、脚距、形状、公称电阻值、电阻值容许差而区别, 其构造如下:

The type designation shall be in the following form and as specified.

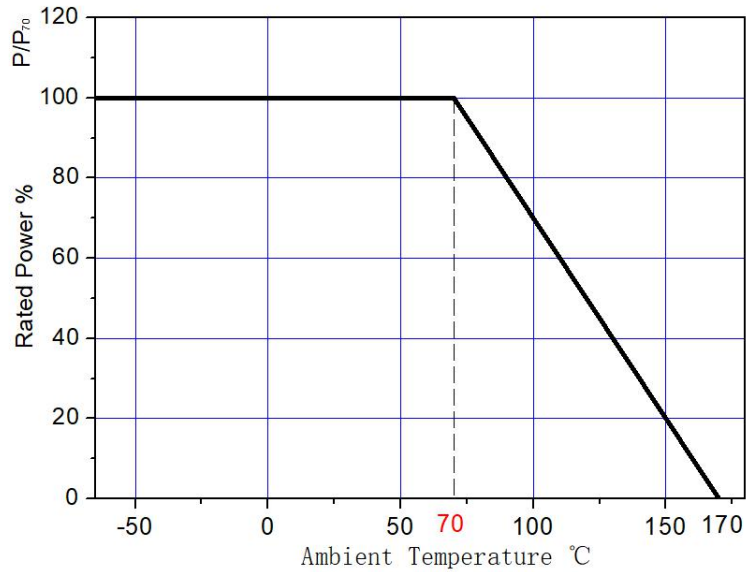


标准书名 Classification 承认书 Specification	Spec No.	YZ-QR-EN-007
品名 : 分流电阻器 UBH Series Product Name: Alloy Shunt Resistors	Version	1.5
	Page	4-2

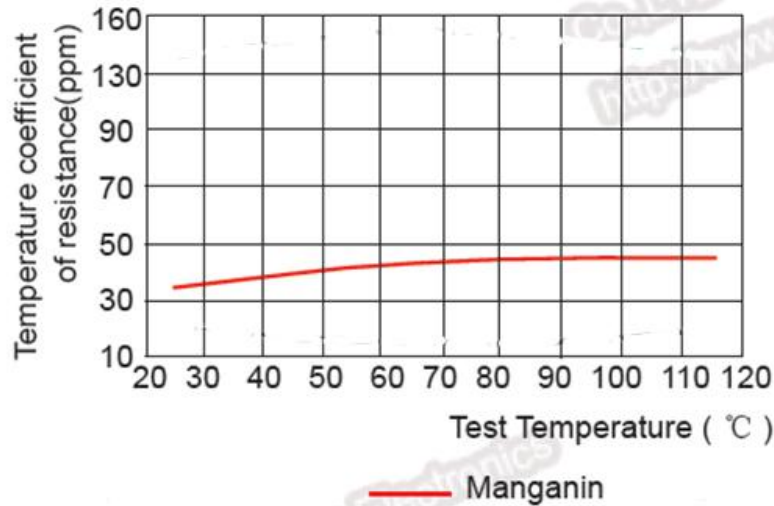
1.5 材质 Material

代号 Symbol	材料 Material	成分 Components	电阻率 Resistance rate
2	锰铜 Manganin wire	Cu 85%, Mn 12%, Ni 3%	44 $\mu\Omega \cdot \text{cm}$

1.6 功率曲线 Power Derating



1.7 温度系数曲线 TCR Derating



标准书名 Classification 承认书 Specification	Spec No.	YZ-QR-EN-007
品名：分流电阻器 UBH Series Product Name: Alloy Shunt Resistors	Version	1.5
	Page	4-3

1.8 外形 External

项 目	参 数
材 质	锰铜+无氧铜拼接带
图 解	<p>The drawing shows two views of a shunt resistor. The top view (left) shows a rectangular body with a width dimension C. The side view (right) shows a U-shaped profile with a height dimension H and a width dimension W. The top view also shows a central lead with length dimension A and a distance dimension L from the left edge to the center of the lead. The side view shows a lead thickness dimension E. The top view includes a central lead with width dimension T and a distance dimension B from the center of the lead to the center of the body. The top view also shows a distance dimension L from the left edge to the center of the lead. The top view includes a central lead with width dimension T and a distance dimension B from the center of the lead to the center of the body. The top view also shows a distance dimension L from the left edge to the center of the lead. The top view includes a central lead with width dimension T and a distance dimension B from the center of the lead to the center of the body. The top view also shows a distance dimension L from the left edge to the center of the lead.</p>
C (线宽)	14mm±1mm
W (跨距)	6.4mm±0.5mm
D (线厚)	1.95mm±0.1mm
A (脚长)	3.0mm±0.2mm
H (高度)	22mm±2mm
L	15mm±0.2mm
B	5.8mm±0.1mm
T	1.4mm±0.1mm
E	1.5mm±0.1mm
阻 值	0.5mΩ±1%
额定功率	3.2W
使用温度	-65°C~170°C

标准书名 Classification 承认书 Specification	Spec No.	YZ-QR-EN-007
品名：分流电阻器 UBH Series Product Name: Alloy Shunt Resistors	Version	1.5
	Page	4-4

2.0 工作特性 Performance Data

Items	Additional Requirements	Reference	Limits
Temperature Cycling	1000 Cycles(-55°C to +125°C)	JESD22 Method JA-104	±0.5%
High Temperature Exposure	1000hrs.@T=125°C.Unpowered.	MIL-STD-202 Method 108	±0.5%
Biased Humidity	1000hrs 85°C/85%RH。 Note: Specified conditions: 10% of operating power.	MIL-STD-202 Method 103	±0.5%
Operational Life	Condition D Steady State TA=125°C at rated power.	MIL-STD-202 Method 108	±0.5%
Solderability	245°C±5°C,5s+0.5s/-0	J-STD-002C	95% CoverageMin
Resistance to Soldering Heat	260°C±5°C, 10s±1s	MIL-STD-202 Method 210	±0.5%
Short Time Overload	5×Rated power for 5 s	MIL-STD-202 Method 301	±0.5%

X-ON Electronics

Largest Supplier of Electrical and Electronic Components

Click to view similar products for [yezhan](#) manufacturer:

Other Similar products are found below :

[H5-15-50F-t3](#) [YLR12-3-30F-W](#) [SBH-M-R0005F](#) [ASR-M-3-0.45G](#) [ASR-F-5-4J-t](#) [YLR28-4-6F-W](#) [FHR-M-0.1F-8518-t3](#) [H3-15.24-5F-t](#)
[ASR-M-5-1.2F](#) [SBB-M-0.2F-y-t](#) [YLR17-5-20F](#) [UBH-U-100-30F-t-X1](#) [ASR-F-7-4F](#) [J3-10-6F](#) [Y115-11-7.5J-t](#) [ASR-M-5-0.82F](#) [SBB-M-1F-n-](#)
[t2](#) [YLR28-4-25F-W](#) [SBH-M-R0003F](#) [J5-10-25F](#) [ASR-F-5-3J-t](#) [USR-U-50-75F-X1](#) [YLR12-3-35F-W](#) [YLR12-3-40F-W](#) [USR-U-100-50F-t4-](#)
[X1-W](#) [H3-20-5F](#) [H3-15-5F-y-t2](#) [ASR-K-5-1J-t](#) [T115-24-4](#) [Y110-15-28J](#) [SBB-M-0.3F-y-t5](#) [ASR-M-7-0.7F](#) [YLR12-3-9F](#) [ACR-11.3-7F](#)
[ASR-K-5-2.5F](#) [YLR17-5-10D](#) [SBB-K-10F-t-y1](#) [UBH-U-80-40F-W](#) [UBH-U-45-45F-X1-W](#) [UBH-U-80-60F-t-W](#) [UBH-U-80-40J-W](#) [SBH-K-](#)
[R003F](#) [ASR-M-5-0.2J-t2](#) [ASR-K-3-4F](#) [YLR17-5-15F](#) [YLR17-5-10F](#) [ASR-K-5-5F](#) [Jm9-20-10F](#) [ASR-K-7-2.5F](#) [ASR-K-3921-1F](#)