

# 低阻值合金电流采样贴片电阻-YLRY系列

Low Resistance Metal Strip Chip Resistors-YLRY series



业展电子  
YEZHAN ELECTRONICS

## 特征 Features

阻值范围 Resistance value	0~500mΩ
精度 Tolerance	±1%、±2%、±5%
功率 Power	0.5W、1W、2W、3W
温度系数 Temperature coefficient	±350ppm/°C、±50ppm/°C
工作温度范围 Operating temperature range	-55°C~170°C
低电感 Low inductance	Low inductance design
绝缘阻抗 Insulation resistance	≥100MΩ
符合RoHS要求	RoHS compliant
符合ACE-Q200测试	ACE-Q200 TEST COMPLIANT



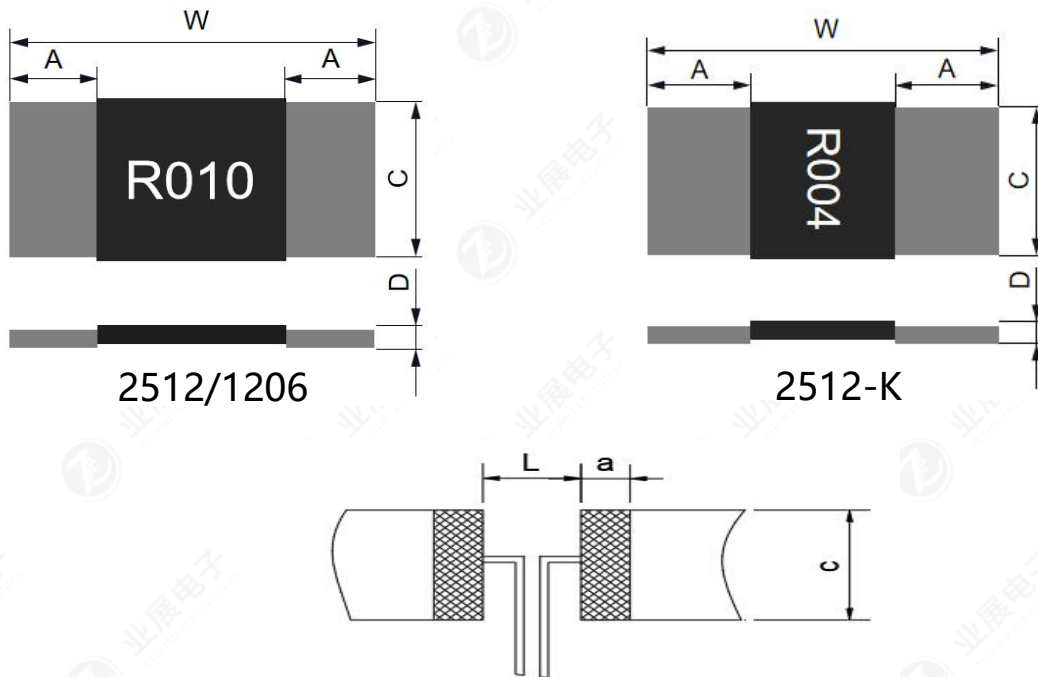
## 应用范围 Applications

电流采样	Current Sensing
过流保护	Over current protection
伺服电机控制电路	Servo motor control circuits
变频电源	Inverter power
电子控制系统	Electric control system
锂电池控制板	Li-battery management system

## 订购信息 Ordering Information

YLRY	12	-3	-10	F	-K
类型 Type	尺寸 Size	功率 Power	阻值 Resistance	精度 Tolerance	电极尺寸 Terminal Size
YLRY	05: 0805 06: 1206 12: 2512	Unit: W W2: 0.5W 1: 1W 2: 2W 3: 3W	Unit: mΩ 10: 10 mΩ 0:0mΩ	F: ±1% G: ±2% J: ±5% Z: 0mΩ	(Blank) : Standard Terminal K: Big Terminal

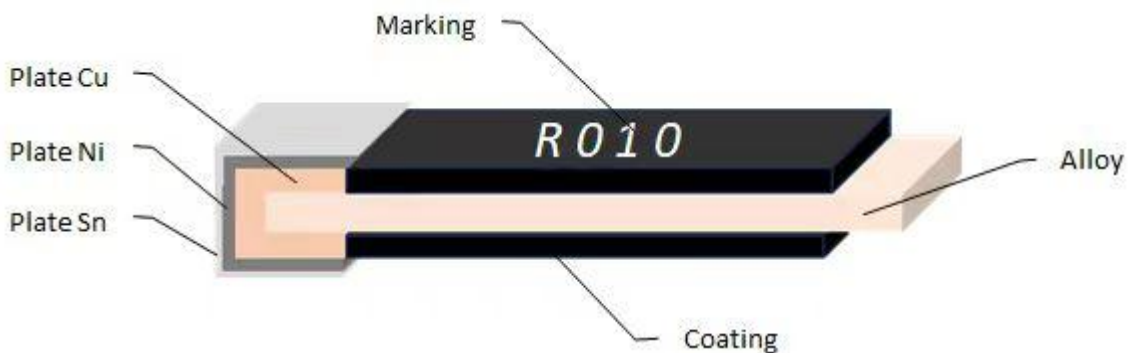
### 产品尺寸和推荐焊盘尺寸 Products & Recommend Pad Dimension



Unit: mm

Type	Resistance	W±0.2	C±0.2	A±0.2	D±0.2	L	a	c
YLRY05	0 & 5~15	2.0	1.25	0.35	0.5	1	1	1.5
YLRY06	0~6	3.2	1.6	0.6	0.7	1.6	1.7	1.8
	6.5~100				0.55			
YLRY12	0.5~500	6.4	3.2	1.0	0.8	4.1	2.1	4
YLRY12-K	0~4	6.4	3.2	2.2	0.8	1.3	3.1	4

### 产品剖面图 Section



# 低阻值合金电流采样贴片电阻-YLRY系列

Low Resistance Metal Strip Chip Resistors-YLRY series



业展电子  
YEZHAN ELECTRONICS

## 标准电气规范 Standard Electrical Specifications

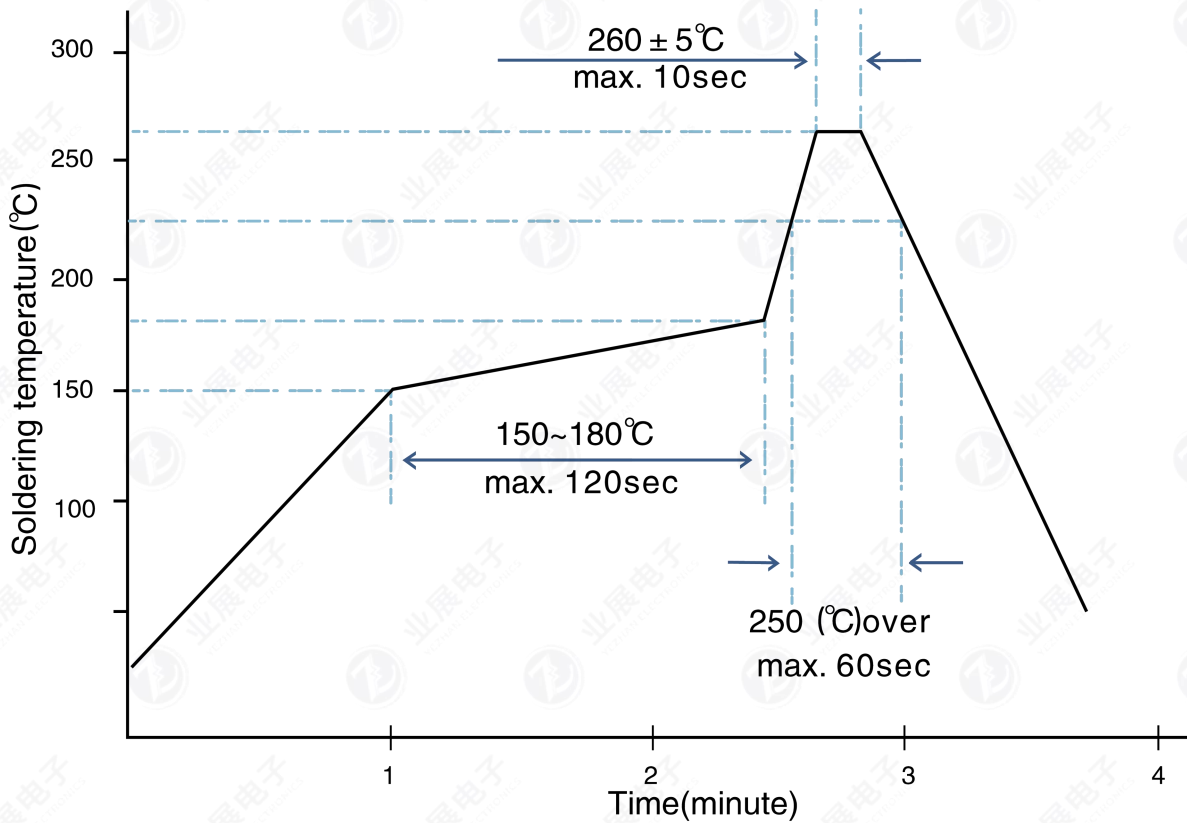
系列 Type	功率 Rated Power(W)	阻值 Resistance /mΩ	温漂 TCR <sup>®</sup> (ppm/°C)	精度 Resistance Tolerance (%)	工作温度 Operating Temperature (°C)
	P70°C				
YLRY05	0.5	5~15	±50	F: ±1% G: ±2% J: ±5%	-55°C~170°C
YLRY06	1	1~3.5	±350		
		4~100	±50		
YLRY12	2、3	0.5~1.5	±350		
		2~500	±50		
YLRY12-K	2、3	0.5~0.9	±350		
		1~4	±50		

跳线系列 Jumper	功率 Rated Power(W)	阻值 Resistance /mΩ	最大额定电流 Max Rated Current (A)	精度 Resistance Tolerance (%)	工作温度 Operating Temperature (°C)
	P70°C				
YLRY05	0.5	≤0.2mΩ	35	Z: 0mΩ Jumper	-55°C~170°C
YLRY06	1	≤0.2mΩ	70		
YLRY12-K	3	≤0.45mΩ	80		

## 耐久性测试 Endurance Test

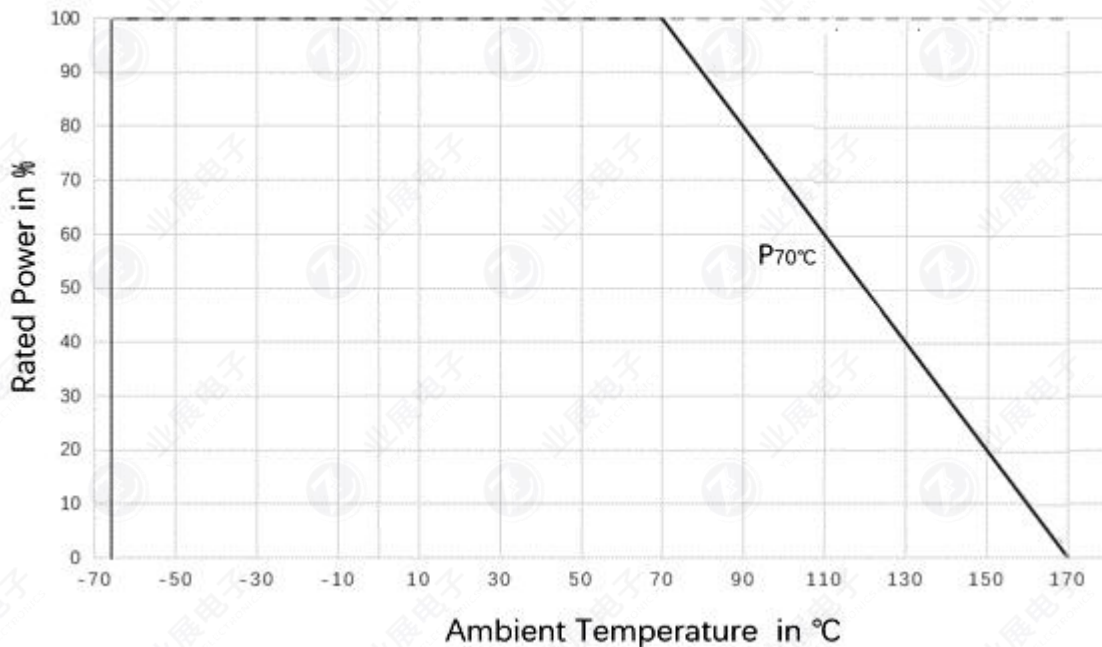
Items	Additional Requirements	Reference	Limits
Temperature Cycling	1000 Cycles (-55°C to +150°C)	JESD22 Method JA-104	±0.5%
ESD Test	1) Direct Contact (DC): ±6kV; 2) Air Discharge (AD): ±12kV, ±16kV, ±25kV;	AEC-Q200 REV D June 1	±1.0%
High Temperature Exposure	1000hrs.@T=170°C.Unpowered.	MIL-STD-202 Method 108	±1.0%
Moisture Resistance	t=24hrs/cycle. Note: Steps 7a & 7b not required. Unpowered.	MIL-STD-202 Method 106	±1.0%
Biased Humidity	1000hrs 85°C/85%RH. Note: Specified conditions:10% of operating power.	MIL-STD-202 Method 103	±1.0%
Operational Life	Condition D Steady State TA=70°C at rated power.	MIL-STD-202 Method 108	±1.0%
Solderability	245°C±5°C,2s±0.5s	J-STD-202	95% Coverage Minimum
Resistance to Soldering Heat	260°C±5°C, 10s±1s	MIL-STD-202 Method 210	±0.5%
Short Time Overload	5×Rated power for 5 s	MIL-STD-202 Method 201	±1.0%
Shock	100g , 6ms , Orientation & Shock time: ±X, ±Y, ±Z; 3 times each orientation, total 18 times.	MIL-STD-202 Method 213	±1.0%
Vibration	5 g's for 20 min, 12 cycles each of 3 orientations. Note: Use 8"X5" PCB .031" thick 7 secure points on one long side and 2 secure points at corners of opposite sides. Parts mounted within 2" from any secure point. Test from 10-2000 Hz.	MIL-STD-202Method204	±1.0%

### 回流焊温度曲线 Solder Reflow Temperature Condition



### 降功率曲线 Power Derating Curve

#### POWER DERATING CURVE



# 低阻值合金电流采样贴片电阻-YLRY系列

Low Resistance Metal Strip Chip Resistors-YLRY series



业展电子  
YEZHAN ELECTRONICS

## 印字标识 Marking

白色字码: White Printed Marking

All the products marking are 3 or 4 digits. 'R' designates the decimal location in ohms

E.g., :

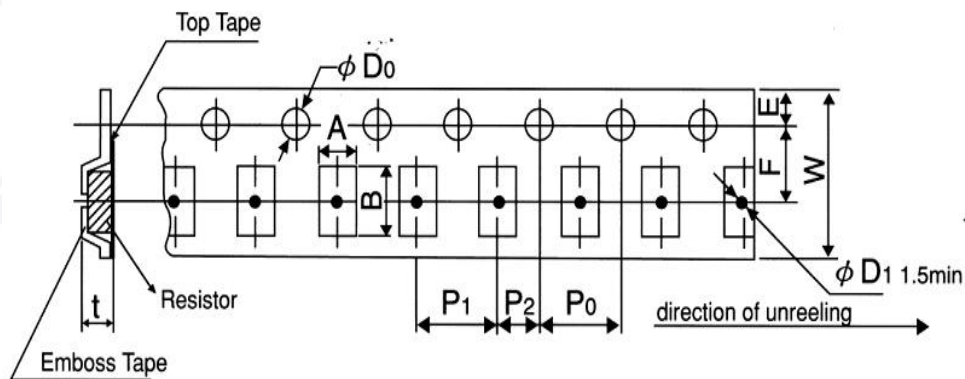
0= 0mΩ jumper; 5mΩ=R005; 50mΩ=R050

## 包装 Packing

存储条件 Storage Conditions: Temperature:5°C~35°C, Humidity:40%~75%

存储周期: 1年; Storage life: 1 year;

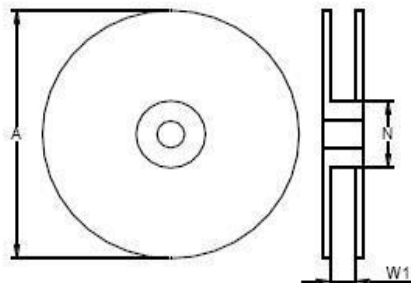
编带盘装: Embossed Plastic Tape



Unit/mm

Type	A±0.15	B±0.1	W±0.2	F±0.05	E±0.1	P <sub>1</sub> ±0.1	P <sub>2</sub> ±0.05	P <sub>0</sub> ±0.05	D <sub>0</sub> ±0.1	t±0.1	Qty/reel
YLRY05	1.65	2.4	8.0	3.5	1.75	4.0	2.0	4.0	Φ1.5	0.8	5000
YLRY06	2.0	3.6	8.0	3.5	1.75	4.0	2.0	4.0	Φ1.5	0.8	5000
YLRY12	3.5	6.8	12.0	5.5	1.75	4.0	2.0	4.0	Φ1.5	1.0	4000
YLRY12-K	3.5	6.8	12.0	5.5	1.75	4.0	2.0	4.0	Φ1.5	1.0	4000

### 料盘规格 Reel & Tape Specifications



Unit/mm

Type	A	N	W1
YLRY05	178±2.0	60±1.0	9±0.3
YLRY06	178±2.0	60±1.0	9±0.3
YLRY12	178±2.0	60±1.0	13.3±0.5
YLRY12-K	178±2.0	60±1.0	13.3±0.5

# 低阻值合金电流采样贴片电阻-YLRY系列

Low Resistance Metal Strip Chip Resistors-YLRY series



业展电子  
YEZHAN ELECTRONICS

业展电子

2024.05.24

受控文件

## 版本信息 Version History

版本 Version	日期 Date	修订描述 Description of amendment	拟定 Draft	审核 Checked
A1.0	05-Jun-2023	首版发行	罗国涛	胡紫阳
A1.1	07-Oct-2023	增加0欧姆的规格	罗国涛	胡紫阳
A1.2	18-JAN-2024	更新阻值区间和对应温漂参数, 增加0805封装产品	蒋林帆	胡紫阳
A1.3	29-Apr-2024	增加存储周期说明 增加印字方式说明和产品剖面图 增加ACE-Q200测试符合说明	蒋林帆	胡紫阳

YZ-WP-EN-323

## X-ON Electronics

Largest Supplier of Electrical and Electronic Components

*Click to view similar products for [Current Sense Resistors - SMD category](#):*

*Click to view products by [Yezhan manufacturer](#):*

Other Similar products are found below :

[CRL0603-FW-R700ELF](#) [PFS35-200RF1](#) [CD2015FC-0.10-1%](#) [PR2512FKF7W0R004L](#) [RC1005F124CS](#) [CSNL2512FT5L00](#)

[RL73K3AR56JTDF](#) [RL7520WT-R001-F](#) [RL7520WT-R020-F](#) [LRC-LR2512LF-01-R820J](#) [65709-330](#) [SP1R12J](#) [RL7520WT-R039-G](#)

[RL7520WT-R002-F](#) [RL7520WT-R005-F](#) [KRL1632E-C-R200-F-T5](#) [KRL1632E-C-R200-F-T1](#) [Y14880R02000B9R](#) [RLP73M2AR075FTDF](#)

[SR731ERTTP5R10F](#) [SR731ERTTP100J](#) [SR731ERTTP6R80F](#) [SR731ERTTP3R9J](#) [SR731ERTTP8R2J](#) [SR731ERTTP2R0J](#)

[SR731ERTTP4R7J](#) [SR731ERTTP9R1J](#) [SR731ERTTP1R0J](#) [SR731ERTTP2R2J](#) [SR731ERTTP5R1J](#) [SR731ERTTP6R8J](#) [SR731ERTTP9R10F](#)

[FCSL64R007JER](#) [73L4R10G](#) [73L4R75G](#) [73L4R33G](#) [73M1R051F](#) [73WL4R020J](#) [73L2R68J](#) [73L2R22J](#) [73L2R33J](#) [CC1512FC-0.015-5%](#)

[ULRG2-2512-R0075-F-LF-SLT](#) [KDV08DR220ET](#) [KDV12DR240ET](#) [SLN3TTED80L6F](#) [JW104X15X4](#) [JW105X19X5](#) [HVR06FTEV2403](#)

[JW104X5X4](#)