

**Trench MOS Barrier Schottky Rectifier**

**Reverse Voltage - 200 V**

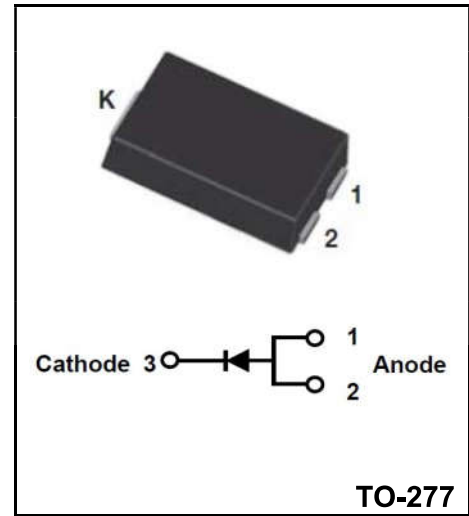
**Forward Current - 10 A**

**FEATURES**

- ◆Advanced trench technology
- ◆ Low forward voltage drop
- ◆ Low power losses
- ◆ High efficiency operation
- ◆Lead free in comply with EU RoHS 2011/65/EU directives

**MECHANICAL DATA**

- ◆Case: TO-277
- ◆Terminals: Solderable per MIL-STD-750, Method 2026



**Maximum Ratings (Per Leg) at Ta=25°C unless otherwise specified**

Parameter		Symbols	Value	Units
Maximum Repetitive Peak Reverse Voltage		$V_{RRM}$	200	V
Maximum RMS voltage		$V_{RMS}$	200	V
Maximum DC Blocking Voltage		$V_{DC}$	200	V
Maximum Average Forward Rectified Current	Per diode	$I_{F(AV)}$	10	A
Peak Forward Surge Current, 8.3ms Single Half Sine-wave superimposed on rated load per diode		$I_{FSM}$	280	A
Operating Temperature Range		$T_J$	-55 ~ +150	°C
Storage Temperature Range		$T_{STG}$	-55 ~ +150	°C
Typical Thermal Resistance Per diode(munted on FR-4 PCB)	TO-277	$R_{\theta JC}$	60	°C/W

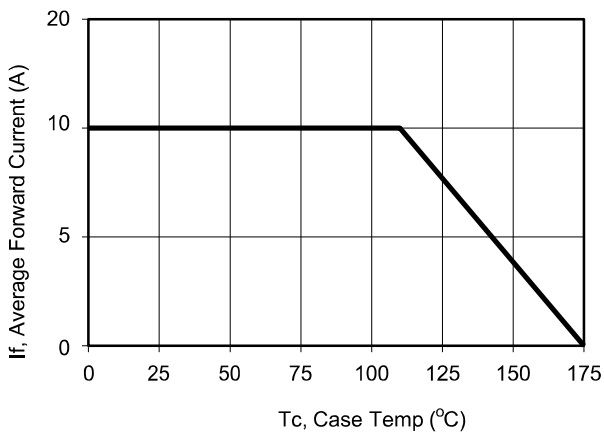
**Note1: Thermal resistance from Junction to case per leg mounted on heatsink.**

**Electrical Characteristics (Per Leg) unless otherwise specified**

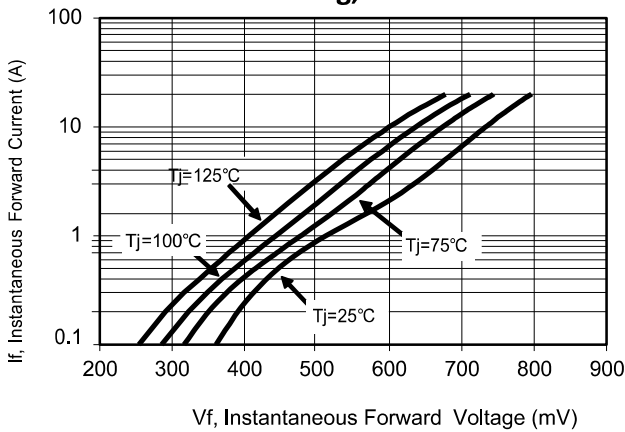
Characteristics		Symbols	Value		Units
Forward Voltage Drop(Note2)		$V_F$	Typ	Max	V
at $I_F=2A$ Instantaneous forward voltage per diode	TA=25°C		0.56	-	
	TA=125°C		0.50	-	
at $I_F=10A$ Instantaneous forward voltage per diode	TA=25°C		0.71	0.78	
	TA=125°C	0.65	-		
Instantaneous reverse current per diode at rated reverse voltage	TA=25°C	$I_R$	-	50	uA
	TA=125°C		-	10	mA

**Note2: (1)Pulse test: 300 μs pulse width, 1 % duty cycle  
(2) Pulse test: Pulse width 40 ms**

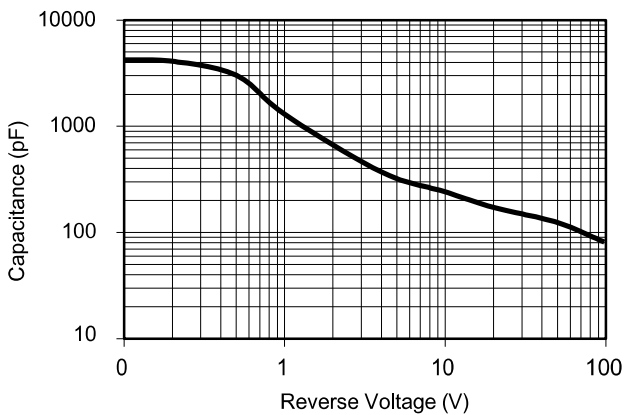
**Ratings and Characteristic Curves**



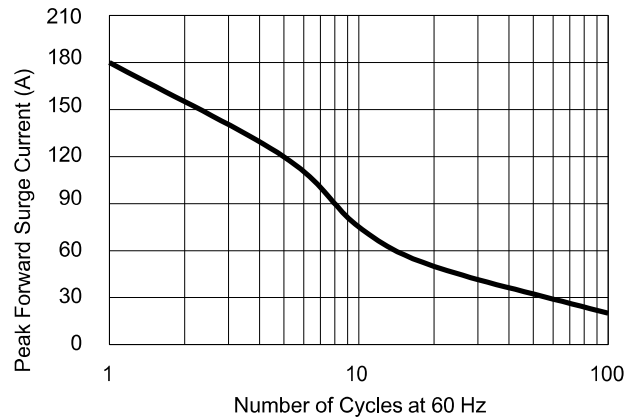
**Current Derating, Case**



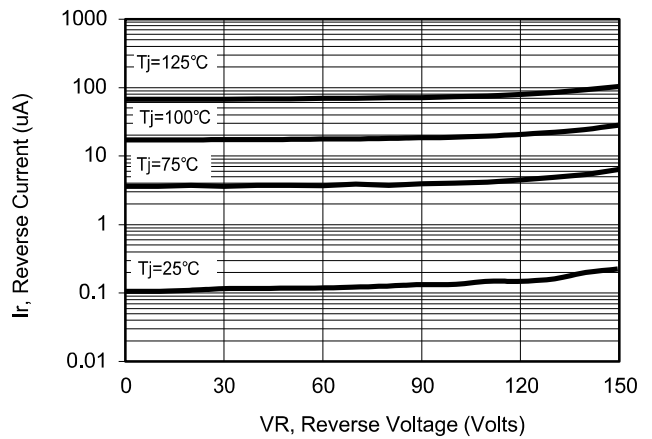
**Typical Forward Voltage**



**Typical Junction Capacitance**



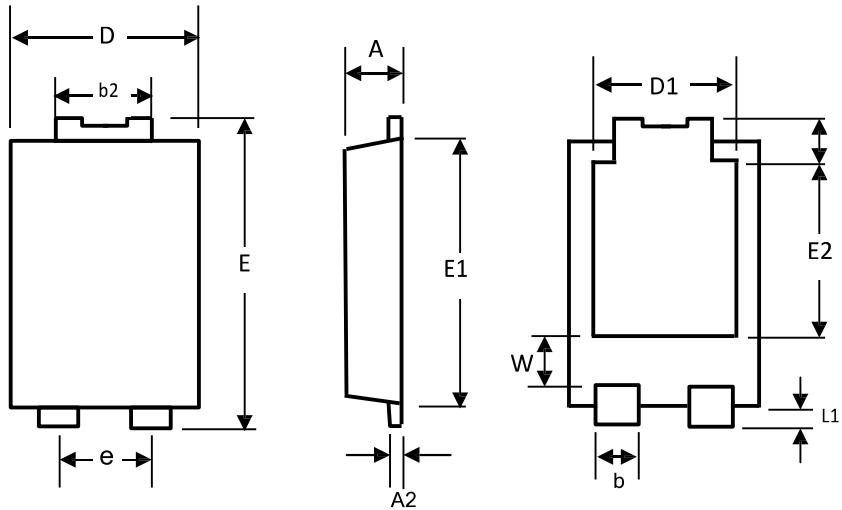
**Maximum Repetitive Surge Current**



**Typical Reverse Current**

**Package Outline TO-277**

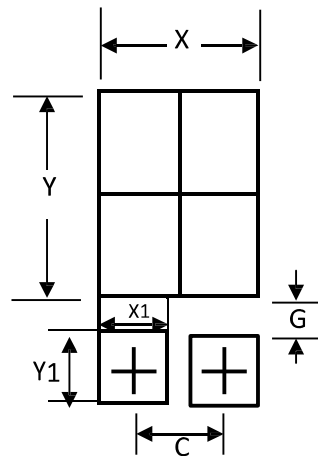
Plastic surface mounted package; 3 leads



Dim	Min	Max
A	1.1	1.2
A2	0.3	0.4
b1	0.8	1
b2	1.7	1.9
D	3.9	4.1
D1	3.054	
E	6.4	6.6
e	1.84	
E1	5.3	5.5
E2	3.549	
L	0.8	1
L1	0.5	0.7
W	1.1	1.4

unit:mm

**Mounting Pad Layout**



Dim	Min
C	1.8
G	0.9
X	3.4
X1	1.4
Y	4.9
Y1	1.4

unit:mm

**Summary of Packing Options**

Package	Packing Description	Packing Quantity	Industry Standard
TO-277	Tape/Reel,13"reel	5000	EIA-481-1

## X-ON Electronics

Largest Supplier of Electrical and Electronic Components

*Click to view similar products for [Schottky Diodes & Rectifiers](#) category:*

*Click to view products by [YFW Electronics](#) manufacturer:*

Other Similar products are found below :

[MA4E2039](#) [MMBD301M3T5G](#) [RB160M-50TR](#) [D83C](#) [BAS16E6433HTMA1](#) [BAS 3010S-02LRH E6327](#) [BAT 54-02LRH E6327](#)  
[NRVBAF360T3G](#) [NSR05F40QNXT5G](#) [NTE555](#) [JANS1N6640](#) [SS3003CH-TL-E](#) [GA01SHT18](#) [CRS10I30A\(TE85L,QM](#) [MBRA140TRPBF](#)  
[MBRB30H30CT-1G](#) [BAT 15-04R E6152](#) [JANTX1N5712-1](#) [DMJ3940-000](#) [SB007-03C-TB-E](#) [NRVBB20100CTT4G](#) [NRVBM120LT1G](#)  
[NTSB30U100CT-1G](#) [CRG04\(T5L,TEMQ\)](#) [ACDBA1100LR-HF](#) [ACDBA1200-HF](#) [ACDBA240-HF](#) [ACDBA3100-HF](#) [CDBQC0530L-HF](#)  
[ACDBA260LR-HF](#) [ACDBA1100-HF](#) [10BQ015-M3/5BT](#) [NRVBM120ET1G](#) [VSSB410S-M3/5BT](#) [1N5819T-G](#) [PDS1040Q-13](#) [B160BQ-13-F](#)  
[SDM05U20CSP-7](#) [BAS 70-07 E6433](#) [B140S1F-7](#) [HSM560Je3/TR13](#) [DDB2265-000](#) [ZHCS506QTA](#) [HSM190Je3/TR13](#) [B330AF-13](#)  
[ACDBUC0230-HF](#) [SDM1U100S1F-7](#) [MBR10200CTF-G1](#) [CDLL5712](#) [DMF2822-000](#)