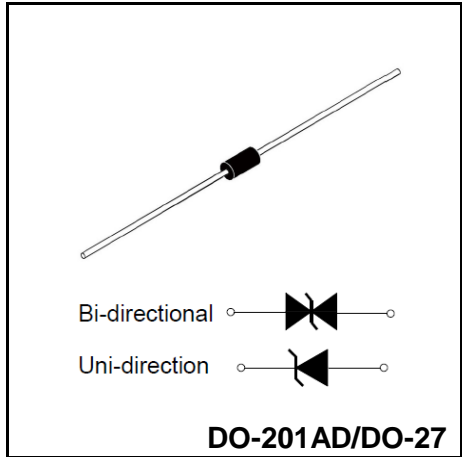


Transient voltage suppressor power 1500 watts

FEATURES

- ♦ P_{PP} 1500W
- ♦ V_{RWM} 6.8V~540V
- ♦ Glass passivated chip



MECHANICAL DATA

- ♦ Case: DO-201AD/ DO-27
- ♦ Terminals: Solderable per MIL-STD-750, Method 2026
- ♦ Approx. Weight: 0.98g / 0.0345oz

Limiting Values(Absolute Maximum Rating)

Parameter	Symbol	Conditions	Value	Unit
Peak power dissipation	P_{PPM}	with a 10/1000us waveform	1500	W
Peak forward surge current	I_{FSM}	8.3 ms single half sine-wave unidirectional only	200	A
Peak pulse current	I_{PPM}	with a 10/1000us waveform	See Next Table	A
Power dissipation	P_D	on infinite heat sink at $T_L=75^{\circ}C$	6.5	W
Operating junction and storage emperature range	T_J, T_{STG}		-55 to +175	$^{\circ}C$

Electrical Characteristics($T_a=25^{\circ}C$ Unless otherwise specified)

Parameter	Symbol	Conditions	Value	Unit
Maximum instantaneous forward Voltage (1)	P_{PPM}	at 25A for unidirectional only	3.5/5.0	V
Thermal resistance	$R_{\theta JL}$	junction to lead	75	$^{\circ}C/W$
	$R_{\theta JA}$	junction to ambient, $L_{Lead} = 10\text{ mm}$	15.4	$^{\circ}C/W$

NOTES:

1. $V_F = 3.5\text{ V}$ for 1.5KE220(A) and below; $V_F = 5.0\text{ V}$ for 1.5KE250(A) and above

Part Number(U ni)	Part Number(Bi)	Breakdown Voltage $V_{BR}@I_T$			Maximum Reverse Leakage $I_R @ V_{WM} (\mu A)$	Working Peak Reverse Voltage $V_{RWM} (V)$	Maximum Reverse Surge Current IPP (A)	Maximum Clamping Voltage $V_C @ I_{PP} (V)$	Maximum Temperature Coefficient of $V_{BR} (\%/^{\circ}C)$
		Min(V)	Max (V)	$I_T(mA)$					
1.5KE6.8	1.5KE6.8C	6.12	7.48	10	1000	5.50	139	10.8	0.057
1.5KE6.8A	1.5KE6.8CA	6.45	7.14	10	1000	5.80	143	10.5	0.057
1.5KE7.5	1.5KE7.5C	6.75	8.25	10	500	6.05	128	11.7	0.061
1.5KE7.5A	1.5KE7.5CA	7.13	7.88	10	500	6.40	133	11.3	0.061
1.5KE8.2	1.5KE8.2C	7.38	9.02	10	200	6.63	120	12.5	0.065
1.5KE8.2A	1.5KE8.2CA	7.79	8.61	10	200	7.02	124	12.1	0.065
1.5KE9.1	1.5KE9.1C	8.19	10.0	1.0	50	7.37	109	13.8	0.068
1.5KE9.1A	1.5KE9.1CA	8.65	9.55	1.0	50	7.78	112	13.4	0.068
1.5KE10	1.5KE10C	9.00	11.0	1.0	10	8.10	100	15.0	0.073
1.5KE10A	1.5KE10CA	9.50	10.5	1.0	10	8.55	103	14.5	0.073
1.5KE11	1.5KE11C	9.90	12.1	1.0	5.0	8.92	92.6	16.2	0.075
1.5KE11A	1.5KE11CA	10.5	11.6	1.0	5.0	9.40	96.2	15.6	0.075
1.5KE12	1.5KE12C	10.8	13.2	1.0	5.0	9.72	86.7	17.3	0.076
1.5KE12A	1.5KE12CA	11.4	12.6	1.0	5.0	10.2	89.8	16.7	0.078
1.5KE13	1.5KE13C	11.7	14.3	1.0	5.0	10.5	78.9	19.0	0.081
1.5KE13A	1.5KE13CA	12.4	13.7	1.0	5.0	11.1	82.4	18.2	0.081
1.5KE15	1.5KE15C	13.5	16.5	1.0	1.0	12.1	68.2	22.0	0.084
1.5KE15A	1.5KE15CA	14.3	15.8	1.0	1.0	12.8	70.8	21.2	0.084
1.5KE16	1.5KE16C	14.4	17.6	1.0	1.0	12.9	63.8	23.5	0.086
1.5KE16A	1.5KE16CA	15.2	16.8	1.0	1.0	13.6	66.7	22.5	0.086
1.5KE18	1.5KE18C	16.2	19.8	1.0	1.0	14.5	56.6	26.5	0.088
1.5KE18A	1.5KE18CA	17.1	18.9	1.0	1.0	15.3	59.5	25.2	0.089
1.5KE20	1.5KE20C	18.0	22.0	1.0	1.0	16.2	51.5	29.1	0.090
1.5KE20A	1.5KE20CA	19.0	21.0	1.0	1.0	17.1	54.2	27.7	0.090
1.5KE22	1.5KE22C	19.8	24.2	1.0	1.0	17.8	47.0	31.9	0.092
1.5KE22A	1.5KE22CA	20.9	23.1	1.0	1.0	18.8	49.0	30.6	0.092
1.5KE24	1.5KE24C	21.6	26.4	1.0	1.0	19.4	43.2	34.7	0.094
1.5KE24A	1.5KE24CA	22.8	25.2	1.0	1.0	20.5	45.2	33.2	0.094
1.5KE27	1.5KE27C	24.3	29.7	1.0	1.0	21.8	38.4	39.1	0.096
1.5KE27A	1.5KE27CA	25.7	28.4	1.0	1.0	23.1	40.0	37.5	0.096
1.5KE30	1.5KE30C	27.0	33.0	1.0	1.0	24.3	34.5	43.5	0.097
1.5KE30A	1.5KE30CA	28.5	31.5	1.0	1.0	25.6	36.2	41.4	0.097
1.5KE33	1.5KE33C	29.7	36.3	1.0	1.0	26.8	31.4	47.7	0.098
1.5KE33A	1.5KE33CA	31.4	34.7	1.0	1.0	28.2	32.8	45.7	0.098
1.5KE36	1.5KE36C	32.4	39.6	1.0	1.0	29.1	28.8	52.0	0.099
1.5KE36A	1.5KE36CA	34.2	37.8	1.0	1.0	30.8	30.1	49.9	0.099

Part Number(Uni)	Part Number(Bi)	Breakdown Voltage $V_{BR}@I_T$			Maximum Reverse Leakage $I_R @ V_{WM} (\mu A)$	Working Peak Reverse Voltage $V_{RWM} (V)$	Maximum Reverse Surge Current IPP (A)	Maximum Clamping Voltage $V_C @ I_{PP} (V)$	Maximum Temperature Coefficient of $V_{BR} (%/^{\circ}C)$
		Min(V)	Max (V)	IT(mA)					
1.5KE39	1.5KE39C	35.1	42.9	1.0	1.0	31.6	26.6	56.4	0.100
1.5KE39A	1.5KE39CA	37.1	41.0	1.0	1.0	33.3	27.8	53.9	0.100
1.5KE43	1.5KE43C	38.7	47.3	1.0	1.0	34.8	24.2	61.9	0.101
1.5KE43A	1.5KE43CA	40.9	45.2	1.0	1.0	36.8	25.3	59.3	0.101
1.5KE47	1.5KE47C	42.3	51.7	1.0	1.0	38.1	22.1	67.8	0.101
1.5KE47A	1.5KE47CA	44.7	49.4	1.0	1.0	40.2	23.1	64.8	0.101
1.5KE51	1.5KE51C	45.9	56.1	1.0	1.0	41.3	20.4	73.5	0.102
1.5KE51A	1.5KE51CA	48.5	53.6	1.0	1.0	43.6	21.4	70.1	0.102
1.5KE56	1.5KE56C	50.4	61.8	1.0	1.0	45.4	18.6	80.5	0.103
1.5KE56A	1.5KE56CA	53.2	58.8	1.0	1.0	47.8	19.5	77.0	0.103
1.5KE62	1.5KE62C	55.8	68.2	1.0	1.0	50.2	16.9	89.0	0.104
1.5KE62A	1.5KE62CA	58.9	65.1	1.0	1.0	53.0	17.6	85.0	0.104
1.5KE68	1.5KE68C	61.2	74.8	1.0	1.0	55.1	15.3	98.0	0.104
1.5KE68A	1.5KE68CA	64.6	71.4	1.0	1.0	58.1	16.3	92.0	0.104
1.5KE75	1.5KE75C	67.5	82.5	1.0	1.0	60.7	13.9	109	0.105
1.5KE75A	1.5KE75CA	71.3	78.8	1.0	1.0	64.1	14.6	104	0.105
1.5KE82	1.5KE82C	73.8	90.2	1.0	1.0	66.4	12.7	118	0.105
1.5KE82A	1.5KE82CA	77.9	86.1	1.0	1.0	70.1	13.3	113	0.105
1.5KE91	1.5KE91C	81.9	100.0	1.0	1.0	73.7	11.5	131	0.106
1.5KE91A	1.5KE91CA	86.5	95.5	1.0	1.0	77.8	12.0	125	0.106
1.5KE100	1.5KE100C	90.0	110	1.0	1.0	81.0	10.4	144	0.106
1.5KE100A	1.5KE100CA	95.0	105	1.0	1.0	85.5	10.9	137	0.106
1.5KE110	1.5KE110C	99.0	121	1.0	1.0	89.2	9.5	158	0.107
1.5KE110A	1.5KE110CA	105	116	1.0	1.0	94.0	9.9	152	0.107
1.5KE120	1.5KE120C	108	132	1.0	1.0	97.2	8.7	173	0.107
1.5KE120A	1.5KE120CA	114	126	1.0	1.0	102	9.1	165	0.107
1.5KE130	1.5KE130C	117	143	1.0	1.0	105	8.0	187	0.107
1.5KE130	1.5KE130CA	124	137	1.0	1.0	111	8.4	179	0.107
1.5KE150	1.5KE150C	136	165	1.0	1.0	121	7.0	215	0.108
1.5KE150A	1.5KE150CA	143	158	1.0	1.0	128	7.2	207	0.106
1.5KE160	1.5KE160C	144	176	1.0	1.0	130	6.5	230	0.106
1.5KE160A	1.5KE160CA	152	168	1.0	1.0	136	6.8	219	0.108
1.5KE170	1.5KE170C	153	187	1.0	1.0	138	6.1	244	0.108
1.5KE170A	1.5KE170CA	162	179	1.0	1.0	145	6.4	234	0.108
1.5KE180	1.5KE180C	162	198	1.0	1.0	146	5.8	258	0.108
1.5KE180A	1.5KE180CA	171	189	1.0	1.0	154	6.1	246	0.108

Part Number(Uni)	Part Number(Bi)	Breakdown Voltage $V_{BR}@I_T$			Maximum Reverse Leakage $I_R @ V_{WM} (\mu A)$	Working Peak Reverse Voltage $V_{RWM} (V)$	Maximum Reverse Surge Current IPP (A)	Maximum Clamping Voltage $V_C @ I_{PP} (V)$	Maximum Temperature Coefficient of $V_{BR} (\%/^{\circ}C)$
		Min(V)	Max (V)	$I_T(mA)$					
1.5KE200	1.5KE200C	180	220	1.0	1.0	162	5.2	287	0.108
1.5KE200A	1.5KE200CA	190	210	1.0	1.0	171	5.5	274	0.108
1.5KE220	1.5KE220C	198	242	1.0	1.0	175	4.4	344	0.108
1.5KE220A	1.5KE220CA	209	231	1.0	1.0	185	4.6	328	0.108
1.5KE250	1.5KE250C	225	275	1.0	1.0	202	4.2	360	0.110
1.5KE250A	1.5KE250CA	237	263	1.0	1.0	214	4.4	344	0.110
1.5KE300	1.5KE300C	270	330	1.0	1.0	243	3.5	430	0.110
1.5KE300A	1.5KE300CA	285	315	1.0	1.0	256	3.6	414	0.110
1.5KE350	1.5KE350C	315	385	1.0	1.0	284	3.0	504	0.110
1.5KE350A	1.5KE350CA	333	368	1.0	1.0	300	3.1	482	0.110
1.5KE400	1.5KE400C	360	440	1.0	1.0	324	2.6	574	0.110
1.5KE400A	1.5KE400CA	380	420	1.0	1.0	342	2.7	548	0.110
1.5KE440	1.5KE440C	396	484	1.0	1.0	356	2.4	631	0.110
1.5KE440A	1.5KE440CA	418	462	1.0	1.0	376	2.5	602	0.110
1.5KE480	1.5KE480C	432	528	1.0	1.0	389	2.19	686	0.110
1.5KE480A	1.5KE480CA	456	504	1.0	1.0	408	2.28	658	0.110
1.5KE510	1.5KE510C	459	561	1.0	1.0	413	2.06	729	0.110
1.5KE510A	1.5KE510CA	485	535	1.0	1.0	434	2.15	698	0.110
1.5KE540	1.5KE540C	486	594	1.0	1.0	437	1.94	772	0.110
1.5KE540A	1.5KE540CA	513	567	1.0	1.0	459	2.03	740	0.110

FIG1: Peak Pulse Power Rating Curve

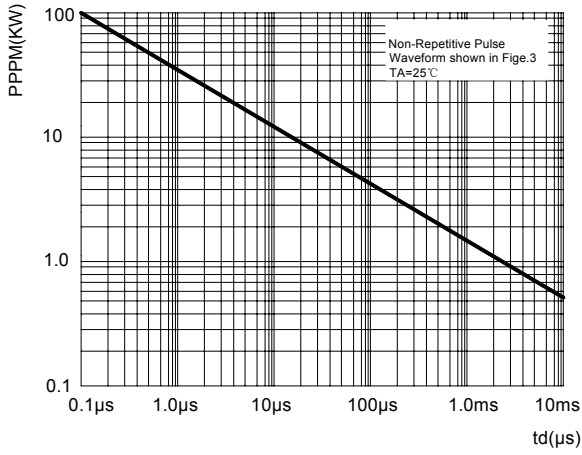


FIG2: Pulse Power or Current vs. Initial Junction Temperature

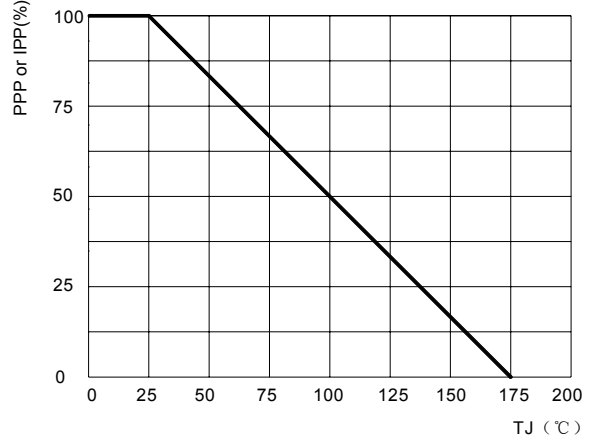


FIG3: Pulse Waveform

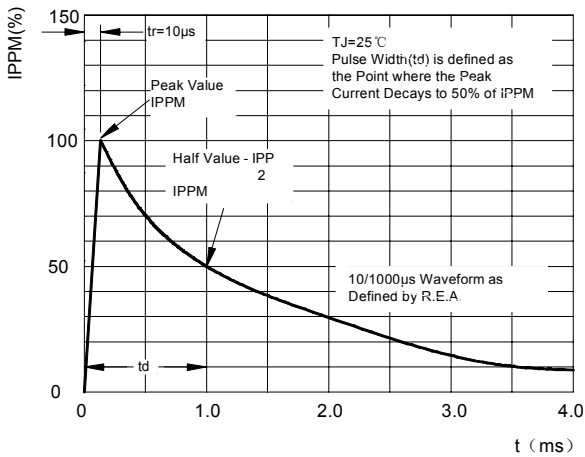


FIG4: Power Derating Curve

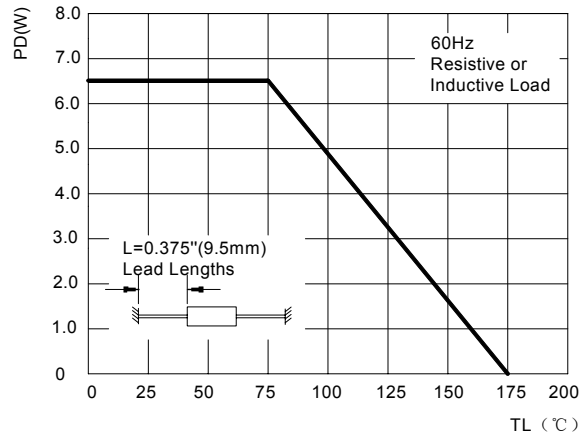


FIG5: Maximum Non-Repetitive Surge Current

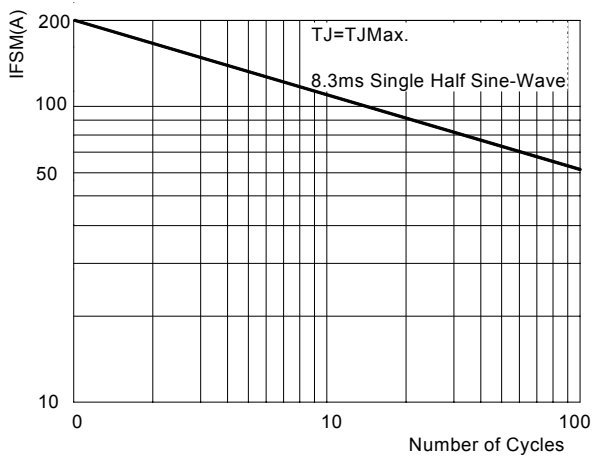
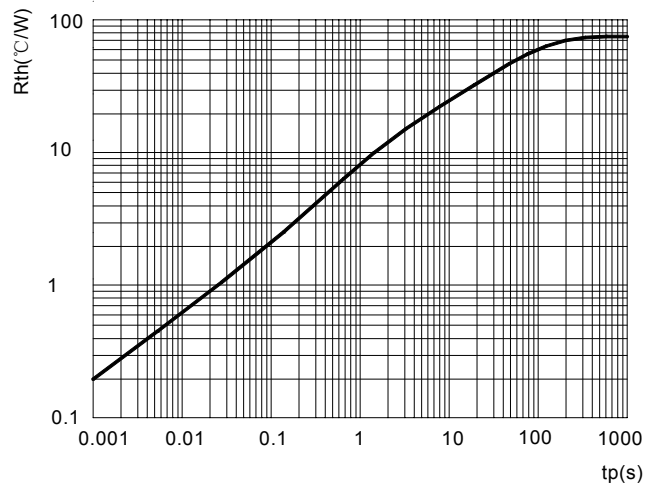
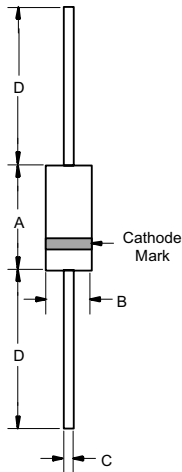


FIG6: Typical Transient Thermal Impedance



Package Outline DO-201AD(DO-27)



DIMENSIONS					
DIM	INCHES		MM		NOTE
	MIN	MAX	MIN	MAX	
A	---	.370	---	9.50	
B	---	.250	---	6.40	
C	.048	.052	1.20	1.30	
D	1.000	---	25.40	---	

Summary of Packing Options

Package	Packing Description	Packing Quantity	Industry Standard
DO-201AD(DO-27)	BOX	250/1000/1250	EIA-481-1

X-ON Electronics

Largest Supplier of Electrical and Electronic Components

Click to view similar products for [ESD Suppressors / TVS Diodes](#) category:

Click to view products by [YFW Electronics](#) manufacturer:

Other Similar products are found below :

[60KS200C](#) [D18V0L1B2LP-7B](#) [D5V0F4U5P5-7](#) [NTE4902](#) [P4KE27CA](#) [P6KE11CA](#) [P6KE8.2A](#) [SA60CA](#) [SA64CA](#) [SMBJ12CATR](#)
[SMBJ33CATR](#) [SMBJ6.5A](#) [SMBJ8.0A](#) [ESD101-B1-02ELS](#) [E6327](#) [ESD112-B1-02EL](#) [E6327](#) [ESD7451N2T5G](#) [19180-510](#) [CPDT-5V0USP-](#)
[HF](#) [3.0SMCJ33CA-F](#) [3.0SMCJ36A-F](#) [HSPC16701B02TP](#) [JANTX1N6126A](#) [D3V3Q1B2DLP3-7](#) [D55V0M1B2WS-7](#) [SCM1293A-04SO](#)
[ESD200-B1-CSP0201](#) [E6327](#) [SM12-7](#) [CEN955](#) [W/DATA](#) [VESD12A1A-HD1-GS08](#) [CPDQC5V0-HF](#) [D1213A-01LP4-7B](#) [ESD101-B1-02EL](#)
[E6327](#) [AOZ8808DI-03](#) [5KP15A](#) [5KP48A](#) [5KP90A](#) [ESD3V3D7-TP](#) [15KPA36A-LF](#) [P4KE56CA](#) [P4KE68A](#) [P4KE91CATR](#) [P6KE120A](#)
[P6KE13CA](#) [P6KE43CA](#) [P6KE6.8CA](#) [P6KE8.2](#) [P6SMBJ20CA](#) [JANTX1N6072A](#) [SR2835ESKG](#) [SA90CA](#)