

Silicon Planar Zener Diodes

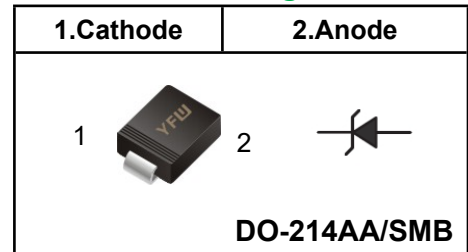
**FEATURES**

- ◆ Total power dissipation: Max. 3 W.
- ◆ Wide zener reverse voltage range 3.3V to 200V.
- ◆ plastic package suitable for surface mounted design.
- ◆ Lead free in comply with EU RoHS 2011/65/EU directives

**MECHANICAL DATA**

- ◆ Case: DO-214AA/SMB
- ◆ Terminals: Solderable per MIL-STD-750, Method 2026
- ◆ Approx. Weight: 0.95g / 0.003oz

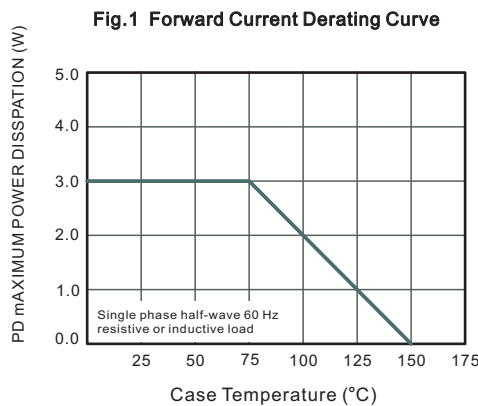
**Pinning**



**Absolute Maximum Ratings And Characteristics (Ta = 25 °C)**

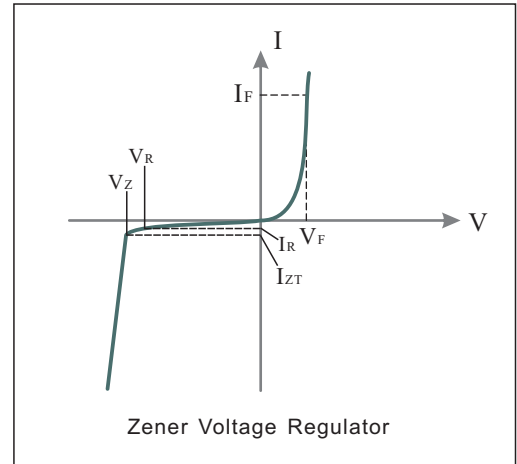
Parameter	Symbol	Value	Unit
DC power dissipation at TL=75°C, measure at zero lead length (Note 1) derate above 75°C	<b>P<sub>D</sub></b>	3.0	<b>W</b>
		40	<b>mW/°C</b>
Maximum Steady State Power Dissipation @ TA=25°C Derate above 25°C	<b>P<sub>D</sub></b>	550	<b>mW</b>
		4.4	<b>mW/°C</b>
Junction to ambient thermal resistance	<b>R<sub>thJA</sub></b>	226	<b>°C/W</b>
Junction to lead thermal resistance	<b>R<sub>thJL</sub></b>	25	<b>°C/W</b>
Junction Temperature Range	<b>T<sub>J</sub></b>	55 ~ +150	<b>°C</b>
Storage Temperature Range	<b>T<sub>STG</sub></b>	-55 ~ +150	<b>°C</b>

**Note:** 1. Mounted on Cu-Pad size 5mm x 5mm on PCB.



ELECTRICAL CHARACTERISTICS  
( $T_L = 30^\circ\text{C}$  unless otherwise noted,  
 $V_F = 1.5\text{ V Max. @ } I_F = 200\text{ mA(DC)}$  for all types)

Symbol	Parameter
$V_Z$	Reverse Zener Voltage @ $I_{ZT}$
$I_{ZT}$	Reverse Current
$Z_{ZT}$	Maximum Zener Impedance @ $I_{ZT}$
$I_{ZK}$	Reverse Current
$Z_{ZK}$	Maximum Zener Impedance @ $I_{ZK}$
$I_R$	Reverse Leakage Current @ $V_R$
$V_R$	Reverse Voltage
$I_F$	Forward Current
$V_F$	Forward Voltage @ $I_F$
$I_{ZM}$	Maximum DC Zener Current



Notes On Page 3:

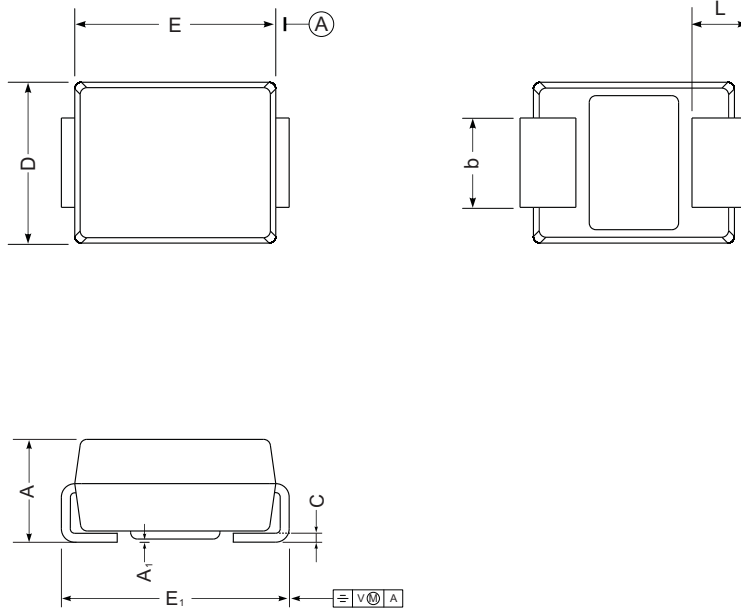
1. Tolerance and type number designation the type numbers listed indicate a tolerance of 5%
2. Zener voltage ( $V_Z$ ) measurement  
Nominal Zener voltage is measured with the device junction in thermal equilibrium with ambient temperature  $25^\circ\text{C}$
3. Zener impedance ( $Z_Z$ ) derivation :  $Z_{ZT}$  and  $Z_{ZK}$  are measured by dividing the AC voltage drop across the device by the AC current applied.  
The specified limits are for  $I_Z(\text{AC}) = 0.1 I_Z(\text{DC})$  with the AC frequency = 60 Hz

Characteristics at Ta = 25°C (Devices listed in bold, italic are ON Semiconductor Preferred devices.)  
 (TL = 30°C unless otherwise noted, VF = 1.5 V Max. @ IF = 200 mA(DC) for all types)

Type	Marking	Nominal Zener Voltage <sup>(3)</sup>				Zener Impedance <sup>(4)</sup>			Leakage Current		Maximum DC Zener Current
		V <sub>Z</sub>			I <sub>ZT</sub>	Z <sub>ZT</sub> @ I <sub>ZT</sub>	Z <sub>ZK</sub> @ I <sub>ZK</sub>	I <sub>R</sub> @ V <sub>R</sub>			
		Min (V)	Nom (V) <sup>(2)</sup>	Max (V)	(mA)	(Ω)	(Ω)	(mA)	(μA)	(V)	
1SMB5913B	913B	3.13	3.3	3.47	113.6	10	500	1	100	1	454
1SMB5914B	914B	3.42	3.6	3.78	104.2	9	500	1	75	1	416
1SMB5915B	915B	3.70	3.9	4.10	96.1	7.5	500	1	25	1	384
1SMB5916B	916B	4.08	4.3	4.52	87.2	6	500	1	5	1	348
1SMB5917B	917B	4.46	4.7	4.94	79.8	5	500	1	5	1.5	319
1SMB5918B	918B	4.84	5.1	5.36	73.5	4	350	1	5	2	294
1SMB5919B	919B	5.32	5.6	5.88	66.9	2	250	1	5	3	267
1SMB5920B	920B	5.89	6.2	6.51	60.5	2	200	1	5	4	241
1SMB5921B	921B	6.46	6.8	7.14	55.1	2.5	200	1	5	5.2	220
1SMB5922B	922B	7.12	7.5	7.88	50	3	400	0.5	5	6	200
1SMB5923B	923B	7.79	8.2	8.61	45.7	3.5	400	0.5	5	6.5	182
1SMB5924B	924B	8.64	9.1	9.56	41.2	4	500	0.5	5	7	164
1SMB5925B	925B	9.5	10	10.5	37.5	4.5	500	0.25	5	8	150
1SMB5926B	926B	10.45	11	11.55	34.1	5.5	550	0.25	1	8.4	136
1SMB5927B	927B	11.4	12	12.6	31.2	6.5	550	0.25	1	9.1	125
1SMB5928B	928B	12.35	13	13.65	28.8	7	550	0.25	1	9.9	115
1SMB5929B	929B	14.25	15	15.75	25	9	600	0.25	1	11.4	100
1SMB5930B	930B	15.2	16	16.8	23.4	10	600	0.25	1	12.2	93
1SMB5931B	931B	17.1	18	18.9	20.8	12	650	0.25	1	13.7	83
1SMB5932B	932B	19	20	21	18.7	14	650	0.25	1	15.2	75
1SMB5933B	933B	20.9	22	23.1	17	17.5	650	0.25	1	16.7	68
1SMB5934B	934B	22.8	24	25.2	15.6	19	700	0.25	1	18.2	62
1SMB5935B	935B	25.65	27	28.35	13.9	23	700	0.25	1	20.6	55
1SMB5936B	936B	28.5	30	31.5	12.5	28	750	0.25	1	22.8	50
1SMB5937B	937B	31.35	33	34.65	11.4	33	800	0.25	1	25.1	45
1SMB5938B	938B	34.2	36	37.8	10.4	38	850	0.25	1	27.4	41
1SMB5939B	939B	37.05	39	40.95	9.6	45	900	0.25	1	29.7	38
1SMB5940B	940B	40.85	43	45.15	8.7	53	950	0.25	1	32.7	34
1SMB5941B	941B	44.65	47	49.35	8	67	1000	0.25	1	35.8	31
1SMB5942B	942B	48.45	51	53.55	7.3	70	1100	0.25	1	38.8	29
1SMB5943B	943B	53.2	56	58.8	6.7	86	1300	0.25	1	42.6	26
1SMB5944B	944B	58.9	62	65.1	6	100	1500	0.25	1	47.1	24
1SMB5945B	945B	64.6	68	71.4	5.5	120	1700	0.25	1	51.7	22
1SMB5946B	946B	71.25	75	78.75	5	140	2000	0.25	1	56	20
1SMB5947B	947B	77.9	82	86.1	4.6	160	2500	0.25	1	62.2	18
1SMB5948B	948B	86.45	91	95.55	4.1	200	3000	0.25	1	69.2	16
1SMB5949B	949B	95	100	105	3.7	250	3100	0.25	1	76	15
1SMB5950B	950B	104.5	110	115.5	3.4	300	4000	0.25	1	83.6	13
1SMB5951B	951B	114	120	126	3.1	380	4500	0.25	1	91.2	12
1SMB5952B	952B	123.5	130	136.5	2.9	450	5000	0.25	1	98.8	11
1SMB5953B	953B	142.5	150	157.5	2.5	600	6000	0.25	1	114	10
1SMB5954B	954B	152	160	168	2.3	700	6500	0.25	1	121.6	9
1SMB5955B	955B	171	180	189	2.1	900	7000	0.25	1	136.8	8
1SMB5956B	956B	190	200	210	1.9	1200	8000	0.25	1	152	7

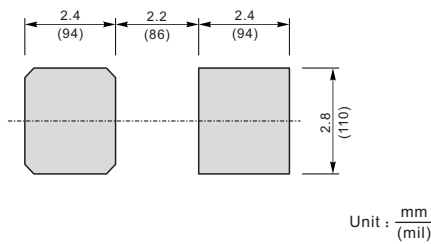
**Package Outline DO-214AA SMB**

Plastic surface mounted package; 2 leads



UNIT		A	E	D	E <sub>1</sub>	A <sub>1</sub>	L	C	b
mm	max	2.44	4.70	3.94	5.59	0.20	1.5	0.305	2.2
	min	2.13	4.06	3.3	5.08	0.05	0.8	0.152	1.9
mil	max	96	185	155	220	7.9	59	12	87
	min	84	160	130	200	2.0	32	6	75

**The recommended mounting pad size**



**Summary of Packing Options**

Package	Packing Description	Packing Quantity	Industry Standard
DO-214AA SMB	Tape/Reel, 13" reel	3000	EIA-481-1

## X-ON Electronics

Largest Supplier of Electrical and Electronic Components

*Click to view similar products for [Zener Diodes](#) category:*

*Click to view products by [YFW Electronics](#) manufacturer:*

Other Similar products are found below :

[RKZ13B2KG#P1](#) [DL5234B](#) [EDZTE6113B](#) [1N4682](#) [1N4693](#) [1N4732A](#) [1N4736A](#) [1N4750A](#) [1N4759ARL](#) [1N5241B](#) [1N5365B](#) [1N5369B](#)  
[1N747A](#) [1N964B](#) [1N966B](#) [1N968B](#) [1N972B](#) [JANS1N4974US](#) [JANTX1N5907](#) [1N4692](#) [1N4700](#) [1N4702](#) [1N4704](#) [1N4711](#) [1N4714](#)  
[1N4745ARL](#) [1N4752ARL](#) [1N4760ARL](#) [1N5221B](#) [1N5242BTR](#) [1N5350B](#) [1N5352B](#) [1N961BRR1](#) [1N964BRL](#) [RKZ5.1BKU#P6](#)  
[3SMAJ5946B-TP](#) [3SMAJ5950B-TP](#) [3SMBJ5925B-TP](#) [MMSZ5230BQ-13-F](#) [MMSZ5232BQ-13-F](#) [BZX84C7V5](#) [3SMAJ5945B-TP](#)  
[3SMAJ5947B-TP](#) [3SMBJ5941B-TP](#) [DL4732A-T3](#) [DZ2S240M0L](#) [SMAZ27-TP](#) [ZMM5224B-7](#) [RD16UM-T1-A](#) [RD39S-T1-A](#)