

1A SURFACE MOUNT GLASS PASSIVATED BRIDGE

RECTIFIER Reverse Voltage - 100 to 1000 V

Forward Current - 1A




FEATURES

- ◆High current capability
- ◆Low forward voltage drop
- ◆Glass Passivated Chip Junction
- ◆Low power loss, high efficiency
- ◆Lead free in comply with EU RoHS 2011/65/EU directives

MECHANICAL DATA

- ◆Case: ABS/LBF
- ◆Terminals: Solderable per MIL-STD-750, Method 2026
- ◆Approx. Weight: 88mg / 0.0031oz



Maximum Ratings and Electrical characteristics

Ratings at 25 °C ambient temperature unless otherwise specified.

Single phase half-wave 60 Hz, resistive or inductive load, for capacitive load current derate by 20 %.

Parameter	Symbols	ABS1	ABS2	ABS4	ABS6	ABS8	ABS10	Units
Maximum Repetitive Peak Reverse Voltage	V_{RRM}	100	200	400	600	800	1000	V
Maximum RMS voltage	V_{RMS}	70	140	280	420	560	700	V
Maximum DC Blocking Voltage	V_{DC}	100	200	400	600	800	1000	V
Average Rectified Output Current at $T_c = 125^\circ C$	I_o	1						A
Peak Forward Surge Current 8.3 ms Single Half Sine-Wave Superimposed on Rated Load(JEDEC method)	I_{FSM}	35						A
Forward Voltage per element @ $I_F = 1.0A$	V_F	1.1						V
Maximum DC Reverse Current at Rated DC Blocking Voltage @ $T_A = 25^\circ C$ @ $T_A = 100^\circ C$ @ $T_A = 125^\circ C$	I_R	5 50 100						μA
Typical Junction Capacitance (Note1)	C_j	13						pF
Typical Thermal Resistance (Note2)	$R_{\theta JA} / R_{\theta JC}$	72/20						$^\circ C/W$
Operating and Storage Temperature Range	T_j, T_{stg}	-55 ~ +150						$^\circ C$

(1) Measured at 1 MHz and applied reverse voltage of 4 V D.C

(2) Mounted on glass epoxy PC board with 4×1.5"×1.5" (3.81×3.81 cm) copper pad.

Fig.1 Average Rectified Output Current Derating Curve

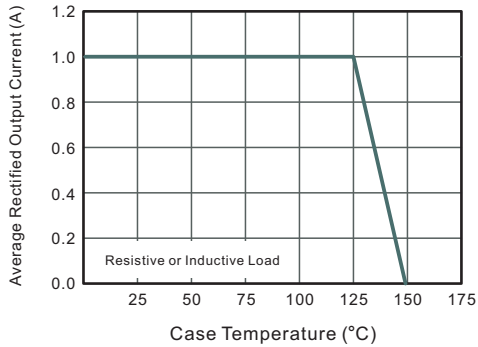


Fig.2 Typical Reverse Characteristics

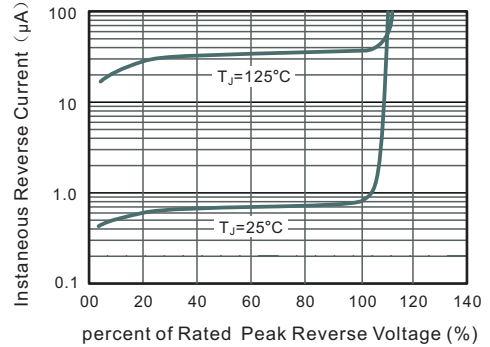


Fig.3 Typical Instantaneous Forward Characteristics

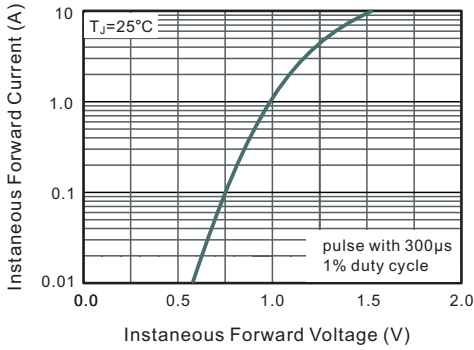


Fig.4 Typical Junction Capacitance

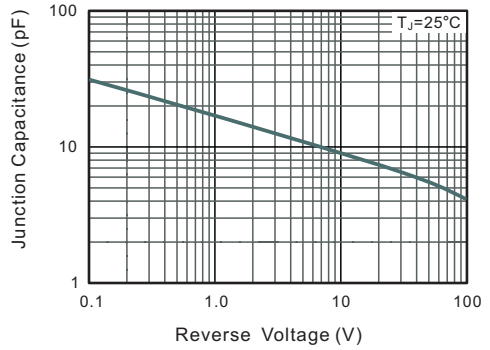
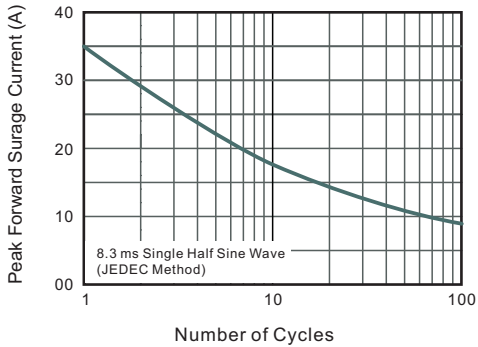


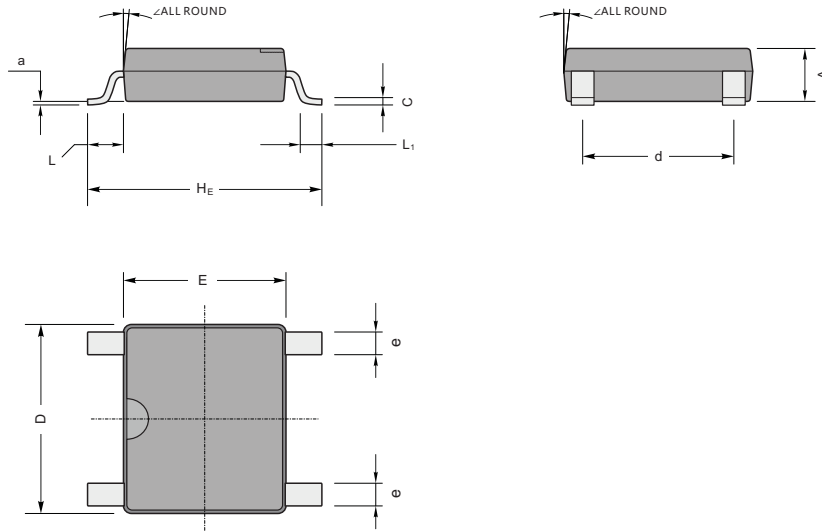
Fig.5 Maximum Non-Repetitive Peak Forward Surge Current



Package Outline

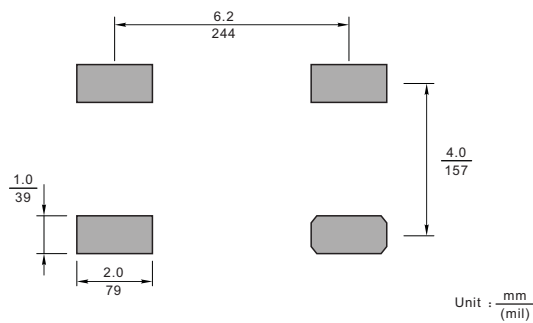
ABS/LBF

Plastic surface mounted package; 4 leads



UNIT		A	C	D	E	H _E	d	e	L	L ₁	a	\angle
mm	max	1.5	0.22	5.2	4.5	6.4	4.2	0.7	0.95	0.6	0.2	7°
	min	1.3	0.15	4.9	4.2	6.0	3.8	0.5				
mil	max	59	8.7	205	177	252	165	28	37	24	8	
	min	51	5.9	193	166	236	150	20				

The recommended mounting pad size



Summary of Packing Options

Package	Packing Description	Packing Quantity	Industry Standard
ABS/LBF	Tape/Reel, 13" reel	5000	EIA-481-1

X-ON Electronics

Largest Supplier of Electrical and Electronic Components

Click to view similar products for [Bridge Rectifiers](#) category:

Click to view products by [YFW Electronics](#) manufacturer:

Other Similar products are found below :

[MB2510](#) [MB252](#) [MB356G](#) [MB358G](#) [MP358-BP](#) [90MT160KPBF](#) [GBJ1504-BP](#) [GBU10B-BP](#) [GBU15J-BP](#) [GBU15K-BP](#) [GBU4A-BP](#)
[GBU4D-BP](#) [GBU6B-E3/45](#) [GSIB680-E3/45](#) [DB101-BP](#) [DF01](#) [DF10SA-E345](#) [BU1508-E3/45](#) [BU1510-E3/45](#) [KBPC50-10S](#) [RS405GL-BP](#)
[G5SBA60-E3/51](#) [GBJ1502-BP](#) [GBU10J-BP](#) [GBU6M](#) [GBU8D-BP](#) [GBU8J-BP](#) [GSIB1520-E3/45](#) [TB102M](#) [MB1510](#) [MB6M-G](#) [MB86](#)
[TL401G](#) [MDA920A2](#) [TU602](#) [TU810](#) [MP501W-BP](#) [MP502-BP](#) [BR1005-BP](#) [BR101-BP](#) [BR84DTP204](#) [BU1010A-E3/51](#) [BU1508-E3/51](#)
[BU2008-E3/51](#) [US15KB80R-7000](#) [KBPC25-02](#) [VS-2KBB60](#) [VS-60MT120KPBF](#) [DB105-BP](#) [DF1510S](#)