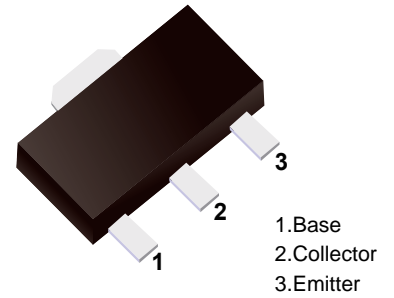


■ NPN Transistors

■ Features

- High current (max. 1 A).
- Low voltage (max. 80 V).



■ Simplified outline(SOT-89)

■ Absolute Maximum Ratings Ta = 25°C

Parameter		Symbol	Rating	Unit
Collector-base voltage	BCX54	V <sub>CB0</sub>	45	V
	BCX55		60	V
	BCX56		100	V
Collector-emitter voltage	BCX54	V <sub>CE0</sub>	45	V
	BCX55		60	V
	BCX56		80	V
Emitter-base voltage		V <sub>EB0</sub>	5	V
Collector current		I <sub>C</sub>	1	A
Peak collector current		I <sub>CM</sub>	1.5	A
Peak base current		I <sub>BM</sub>	0.2	A
Total power dissipation		P <sub>tot</sub>	1.3	W
Storage temperature		T <sub>stg</sub>	-65 to +150	°C
Junction temperature		T <sub>J</sub>	150	°C
Operating ambient temperature		T <sub>amb</sub>	-65 to +150	°C
Thermal resistance from junction to ambient		R <sub>th(j-a)</sub>	94	K/W
Thermal resistance from junction to solder point		R <sub>th(j-s)</sub>	14	K/W

■ Electrical Characteristics Ta = 25°C

Parameter	Symbol	Testconditions	Min	Typ	Max	Unit
Collector cutoff current	ICBO	V <sub>CB</sub> = 30 V, I <sub>E</sub> = 0			100	nA
		V <sub>CB</sub> = 30 V, I <sub>E</sub> = 0; T <sub>j</sub> = 125°C			10	uA
Emitter cutoff current	IEBO	VEB = 5 V, I <sub>C</sub> = 0			100	nA
DC current gain	hFE	I <sub>C</sub> = 5 mA; V <sub>CE</sub> = 2 V	63			
		I <sub>C</sub> = 150 mA; V <sub>CE</sub> = 2 V	63		250	
		I <sub>C</sub> = 500 mA; V <sub>CE</sub> = 2 V	40			
DC current gain BCX54-10,BCX55-10,BCX56-10 BCX54-16,BCX55-16,BCX56-16	hFE	I <sub>C</sub> = 150 mA; V <sub>CE</sub> = 2 V	63		160	
		I <sub>C</sub> = 150 mA; V <sub>CE</sub> = 2 V	100		250	
Collector-emitter saturation voltage	V <sub>CE(sat)</sub>	I <sub>C</sub> = 500 mA; I <sub>B</sub> = 50 mA			0.5	V
Base to emitter voltage	V <sub>BE</sub>	I <sub>C</sub> = 500 mA; V <sub>CE</sub> = 2 V			1	V
Transition frequency	f <sub>T</sub>	I <sub>C</sub> = 10 mA; V <sub>CE</sub> = 5 V; f = 100 MHz		130		MHz
DC current gain ratio of the complementary pairs	$\frac{hFE}{hFE}$	I <sub>C</sub>   = 150 mA;   V <sub>CE</sub>   = 2V		1.3	1.6	

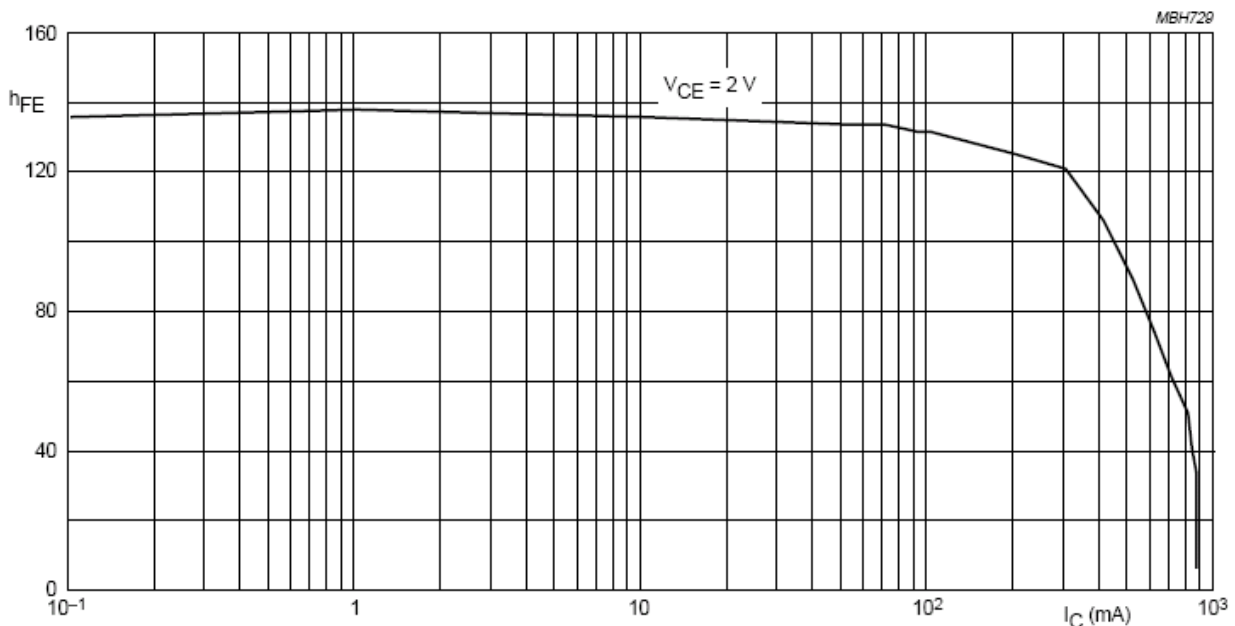
■ hFE Classification

TYPE	BCX54	BCX54-10	BCX54-16
Marking	BA	BC	BD

TYPE	BCX55	BCX55-10	BCX55-16
Marking	BE	BG	BM

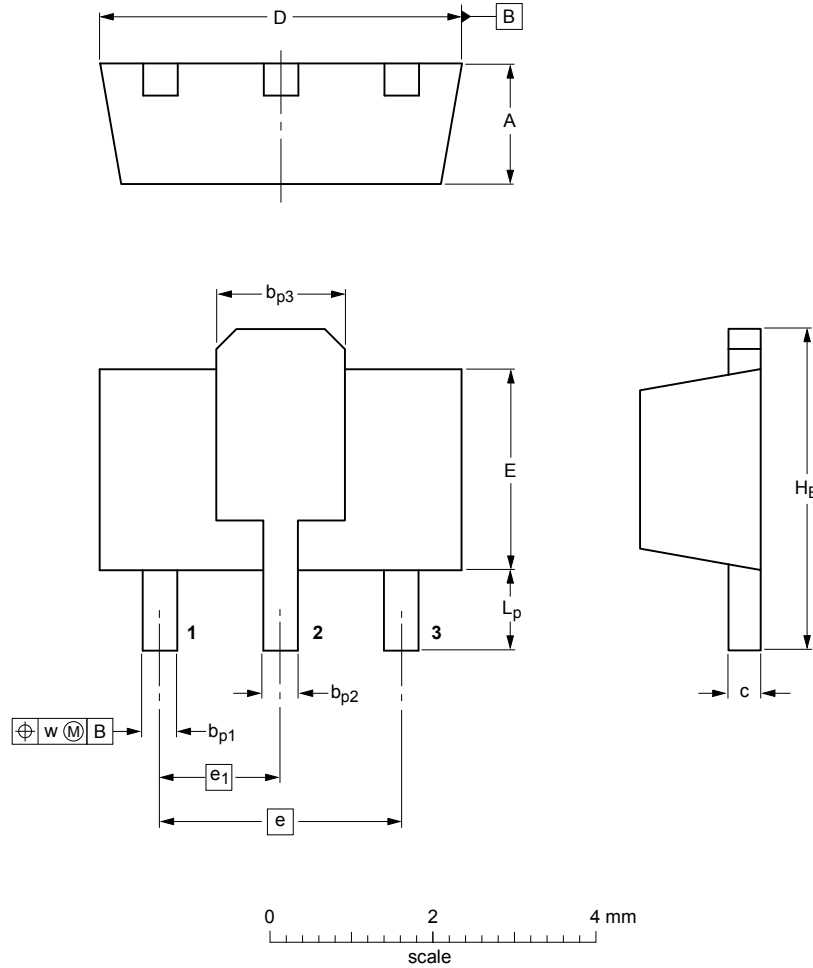
TYPE	BCX56	BCX56-10	BCX56-16
Marking	BH	BK	BLK510

■ Typical Characteristics



Package Outline

SOT-89



DIMENSIONS (mm are the original dimensions)

UNIT	A	b <sub>p1</sub>	b <sub>p2</sub>	b <sub>p3</sub>	c	D	E	e	e <sub>1</sub>	H <sub>E</sub>	L <sub>p</sub>	w
mm	1.6 1.4	0.48 0.35	0.53 0.40	1.8 1.4	0.44 0.23	4.6 4.4	2.6 2.4	3.0	1.5	4.25 3.75	1.2 0.8	0.13

Summary of Packing Options

Package	Package Description	Packing Quantity	Industry Standard
SOT-89	Tape/Reel, 7" reel	1000	EIA-481-1

## X-ON Electronics

Largest Supplier of Electrical and Electronic Components

*Click to view similar products for [Bipolar Transistors - BJT category](#):*

*Click to view products by [YFW Electronics manufacturer](#):*

Other Similar products are found below :

[BC559C](#) [MCH4017-TL-H](#) [MMBT-2369-TR](#) [BC546/116](#) [NJVMJD148T4G](#) [NTE16](#) [NTE195A](#) [IMX9T110](#) [2N4401-A](#) [2N6728](#) [2SA1419T-TD-H](#) [2SB1204S-TL-E](#) [2SC5488A-TL-H](#) [FMC5AT148](#) [2N2369ADCSM](#) [2N2907A](#) [2N3904-NS](#) [2N5769](#) [2SC4618TLN](#) [CPH6501-TL-E](#) [US6T6TR](#) [BAX18/A52R](#) [BC556/112](#) [IMZ2AT108](#) [MMST8098T146](#) [MCH6102-TL-E](#) [BC846B-13-F](#) [2N3879](#) [30A02MH-TL-E](#) [NTE13](#) [NTE282](#) [NTE323](#) [NTE350](#) [NTE81](#) [JANTX2N2920L](#) [JANSR2N2907AUB](#) [CMLT3946EG TR](#) [SNSS40600CF8T1G](#) [CMLT3906EG TR](#) [GRP-DATA-JANS2N2907AUB](#) [GRP-DATA-JANS2N2222AUA](#) [MMDT3946FL3-7](#) [2N4240](#) [JANS2N3019](#) [MSB30KH-13](#) [2N2221AUB](#) [2SD1815T-TL-E](#) [2N6678](#) [2N2907Ae4](#) [JAN2N3507](#)